



# Extended Schools Programme Annual Report 2018/19



## CONTENTS PAGE

	<b>Page number</b>
Executive Summary	2-3
Background to the Extended Schools Programme	4
1 Purpose	5
2 Context	5-7
3 Methodology	8
4 Summary of main findings from 2018/19	9-16
5 Partnership working	17-21
6 Programme Management	22-24
7 Evaluation of the Impact of the Extended Schools Programme	25-33
8 Summary of recommendations	34-35
 <b>Appendices</b>	
A Schools entitled to funding via the Extended Schools Programme in 2018/19	36-67

## EXECUTIVE SUMMARY

This year marks the 13th year that the Extended Schools Programme has supported schools in the most disadvantaged contexts across Northern Ireland to provide extended day activities and services. The aim of the Extended Schools Programme is to reduce underachievement and improve the quality of life for children and young people from disadvantaged backgrounds. The programme is delivered in the context of a range of education policies such as Every School a Good School (ESAGS) as well as existing Targeting Social Need (TSN) policies and programmes such as Full Service Schools and Neighbourhood Renewal.

In 2018/19 the Department of Education (DE) provided £8.953m to a total of 560 schools and 146 clusters to deliver on almost 3000 action plans during the financial year. Funded schools are identified using deprivation criteria, applied by DE on an annual basis, including specified levels of pupils with a Free School Meals Entitlement (FSME) and residing in areas classified as disadvantaged. Area based eligibility for the 2018/19 ES programme was determined using the revised NI Multiple Deprivation Measure (2017) which replaced the earlier 2010 measure. Although the eligibility criteria itself remained unchanged, the use of updated underlying deprivation data resulted in a significant turnover in the schools participating in the Programme. A list of schools with funding allocations for 2018/19 is included in Appendix A of this report. A total of 63 schools exited the programme, 25 schools qualified as buffer schools (50% funding) and there were 38 new schools as well as 3 re-entering the programme. As well as the obvious impact on the schools exiting the programme this change also caused disruption to a number of the Extended Schools clusters that the exiting schools participated in.

Chapter 4 of this report provides a summary of the main findings for 2018/19. Despite the significant turnover of schools in the programme this year, the pattern of High Level Outcomes, Attendance and Category of Activity has remained very consistent in line with previous years. Schools continue to prioritise literacy and numeracy support programmes for pupils in order to directly tackle underachievement and there continues to be a gradual but steady increase in the number of targeted intervention support services such as Speech and Language and Counselling.

Schools make clear links between the activities and services provided and their school development priorities. Significant progress has been made in this area by schools in recent years and any future development of the Extended Schools Programme should align closely with the school development planning processes. All schools continue to receive guidance from Education Authority (EA) officers and in a small number of cases additional EA support is allocated to schools and clusters to ensure they meet the required standards for effective programme delivery.

Every School a Good School identifies a “school connected to its local community” as one of the characteristics of a successful school. Given the complex nature of the needs of pupils and their families schools increasingly look to the additional support that can be obtained through partnership working. The Extended Schools Programme encourages schools to develop partnerships with parents, neighbouring schools and various other statutory, community and voluntary organisations in the local community. More information on the various strands of partnership working is provided in Chapter 5. Cluster annual (evaluation) reports provided evidence to show how clusters are operating effectively to deliver positive outcomes. Likewise the reports confirm that there are increased numbers of parents getting involved in the life of the school and their children’s education. Despite the positive outcomes of this approach there

is a danger that some schools can become somewhat overwhelmed – not only by the challenges faced in meeting the needs of pupils and their families but also by the wide range of programmes and funding initiatives that need to be accessed to provide the necessary additional support.

The management of the Extended Schools Programme both at school and Education Authority level is outlined in Chapter 6. For 2018/19 the Education Authority continued with the Delivery Model introduced in 2017/18. This new way of working was agreed with the Department of Education (DE) and ensured the required levels of accountability remain in place. An EA Internal Audit Report published in December 2018 confirmed that the EA governance arrangements for the Extended Schools Programme were satisfactory. In response to feedback from schools further changes were made to the action planning format to further simplify the process for schools. In the spring term of 2018 EA officers delivered a number of sharing good practice sessions at various venues across EA. Over 100 participants from 80 schools attended the events which received very positive feedback.

Chapter 7 of this report provides a summary of the positive impact and benefits that extended schools delivered to the main target groups. Schools new to the programme find this chapter particularly helpful as it provides examples of how schools currently in the programme effectively meet the needs of pupils, parents and the wider community. This section illustrates the breadth and scale of the programmes and services which schools and clusters provide, however the evidence provided is based on schools' self-evaluation. The most recent external evaluation of the programme was an ETI report in July 2010 however an ETI evaluation of Extended Schools Clusters has been published September 2019) and will be reflected more fully in the 2019/20 Annual Report.

This report concludes that 2018/19 was another successful year for schools and clusters delivering the Extended Schools Programme. Schools and Clusters provide evidence of positive outcomes for pupils, parents and communities and can also show the value of the range of partnership arrangements now in place. Emerging community linked policies such as Community Planning, along with other established policies such as Shared Education, provide additional opportunities for improving programme outcomes through a partnership approach, however schools will need help and support to maximise the potential of such opportunities.

The Education Authority will continue to review and refine the current Delivery Model which has provided increased autonomy for schools while still retaining the required accountability measures. Continuing this risk based approach to supporting schools will ensure that schools most in need of support receive help.

The Education Authority is currently working closely with the Department of Education on an ongoing review of the Extended Schools Programme. Summary recommendations for further development and refinement of the Extended Schools Programme are contained in Chapter 8 of this report and will also contribute to this review process.

Further details on the Extended Schools Programme is available on the DE website [www.education-ni.gov.uk](http://www.education-ni.gov.uk). A list of schools and clusters funded, as well as those clusters funded specifically in support of Irish language activities is included as Appendix A of this report.

## BACKGROUND TO THE EXTENDED SCHOOLS PROGRAMME

The Extended Schools Programme in Northern Ireland was introduced in 2006 as part of the ten year Children and Young People's Strategy. The Department of Education (DE) issued the documentation "***Extended Schools: schools, families, communities- working together***" to support the implementation of the Programme.

As stated in this document, the main focus of the Extended Schools Programme is *'To reduce underachievement and improve the life chances of children and young people by enhancing their educational development and fostering their health well-being and social inclusion through the integrated delivery of the support and services necessary to ensure every child has the best start in life.'* It was considered that the Extended Schools Programme could make a significant contribution to reducing differentials and improving the quality of life for children and young people particularly from disadvantaged areas.

In 2009, the 'Every School a Good School'- Policy for School Improvement was published by the Department of Education and this sharpened the focus of the Extended Schools Programme on school improvement and reducing underachievement.

Each year funding is allocated individually to schools by DE using an identified set of criteria based on social deprivation measures. Additional funding (15%) is allocated to schools for working together in clusters. In 2012/13, an additional 15% funding was allocated to clusters, specifically for parental engagement programmes and services. In 2013/14, an additional strand of funding was introduced to support those Extended Schools Clusters wishing to enhance the use of the Irish language across schools and communities. All of these additional strands of funding continued in 2018/19.

This report covers the financial year 2018/19. The total allocation for the Extended Schools Programme for 2018/19 was £9.153m which included all funding (£8.677m) made available to 560 individual schools, a further £276k in support of the Irish language strand highlighted above, as well as £200k for administrative services provided by the EA. An updating of the deprivation data used by DE to assess eligibility for funding resulted in a higher than normal turnover of schools participating in the programme. Although there were 38 schools entering the programme for the first time, 63 schools exited the programme and 25 schools fell short of meeting the criteria for full funding and received 50% funding. The majority of the "new" schools were situated in rural areas in Fermanagh and Tyrone. (See Appendix A for breakdown of ES resources in 2018/19 including individual school entitlements.)

An ETI examination of effective practice in Extended Schools was published in July 2010 which followed up earlier reports in 2006 and 2009. A more recent ETI evaluation of Extended Schools Clustering was published in September 2019.

## **1. PURPOSE**

### **1.1 The purpose of this report is to:**

- provide an overview, analysis and evaluation of the Extended Schools Programme across Northern Ireland (NI) for the year 2018/19;
- summarise the progress and key developments of the Extended Schools Programme;
- evaluate the outcomes of the Extended Schools programme;
- highlight indicators of effective practice across a range of key themes;
- make recommendations for the continued development of the Extended Schools Programme.

## **2. POLICY CONTEXT**

The Extended Schools Programme must be considered in the context of a range of government strategies and policies which also seek to address educational underachievement. These include:

### **2.1 Programme for Government (PfG)**

The key 2018/19 DE objectives from the (draft) Programme for Government (PfG) framework 2016-2021 include:

- increase the % of school leavers attaining 5 or more GCSEs at A\*-C (or equivalent) including GCSEs in Maths and English to 69.7% in 2018/19;
- increase the % of Free School Meals Entitlement (FSME) pupils attaining 5 or more GCSEs at A\*-C (or equivalent) including GCSEs in English and Maths to 42.7% in 2018/19.

### **2.2 Every School a Good School (ESaGS)**

The DE policy 'Every School a Good School' (2009) outlines the Department's core strategy to bring about school improvement. It is premised upon four 'key characteristics' against which schools can self-evaluate in terms of their performance, namely:

1. Child Centred Provision;
2. High Quality Teaching and Learning;
3. Effective Leadership;
4. A School Connected to its Community.

Within the PfG, DE has placed an increasing emphasis on raising pupil outcomes and, in accordance with that aim, the intention has been to align Extended Schools' practice as closely as possible with the expectations which the policy espouses.

### **2.3 Count, Read, Succeed (CRS)**

The Count Read Succeed strategy focuses specifically on the aforementioned pupil outcomes in literacy and numeracy. In recognition of the relevance for young people in terms of life chances and opportunities, there has been an increasing emphasis in Extended Schools' provision, to ensure that literacy and numeracy outcomes are included as part of the core rationale when schools are deciding on priorities and undertaking the action planning process.

## **2.4 School Development Planning (SDP)**

Schools have a statutory requirement to draw up a School Development Plan which sets out the embodiment of school ethos and practice, while clearly defining school priorities and identification of the needs of the young people. It is therefore of key importance that a significant initiative such as the Extended Schools Programme is aligned with each school's philosophy and planning. While each school will have their own targets and objectives, the Extended Schools Programme serves as a key contributory means of bringing these about.

## **2.5 Targeting Social Need (TSN)**

There is an increasing recognition that it is necessary for schools to positively engage with their local communities in order to maximise pupil outcomes and to address other societal issues. The Extended Schools Programme provides a significant opportunity for schools to work with a variety of external agencies, notably from the voluntary and community sectors, to progress work and bring about mutually beneficial outcomes, primarily for school aged children in a given area of disadvantage.

As well as the Extended Schools Programme, there were other programmes of work delivered during 2018/19 which supported these long term strategies to improve performance. These included:

- The Full Service Schools Programme in North Belfast and Full Service Community Network in West Belfast;
- Neighbourhood Renewal Programmes funded by the Department for Communities (DfC) which were delivered in 36 Neighbourhood Renewal Areas (NRAs) across Northern Ireland;
- North Belfast Primary Principals Support Programme;
- Urban Villages - The Urban Villages Initiative is a headline action within the NI Executive's Together: Building a United Community (TBUC) Strategy, and is overseen by the Executive Office. It is designed to improve good relations outcomes and develop thriving places where there has been a history of deprivation and community tension.

## **2.6 Community Planning**

Community planning aims to improve the connection between regional, local and neighbourhood levels through partnership working and more integrated use of resources, with a focus on collaboration between organisations for the benefit of citizens.

The Education Authority (EA) is one of twelve statutory partners outlined in the Local Government (Community Planning Partners) Order (NI) 2016 with a duty to participate and assist in the community planning process.

## **2.7 Measuring Impact**

A number of studies into the impact of extended services point to the complexity and difficulty in identifying and attributing positive developments within the community to one particular programme or initiative.

This evaluation report will recognise the complexity of the policy context in which the Extended Schools Programme operates and, rather than attempt to attribute systemic improvements solely to the Extended Schools Programme, will reference evidence from specific and local examples to demonstrate the positive impact of the Programme. This includes a number of examples, evidence references and quotes from Extended Schools and Clusters throughout this report. In addition Chapter 7 of this report includes a summary of evidence statements and illustrative quotes taken from 2018/19 Extended Schools Annual Reports.

Schools are encouraged to ensure robust monitoring is in place to capture quantitative data but it is equally important that schools are able to clearly articulate positive outcomes through qualitative information including attitude surveys, pupil and parent questionnaires and teacher observations.

## **2.8 Education Authority Context**

Further details of the management of the Extended Schools Programme at both Education Authority and School level are available under “Programme Management” on page 23.

The Education Authority has now established a Community and Schools Team within the Education Directorate. This team will co-ordinate a range of community linked education programmes and policies including Community Planning, Community Use of Schools and Neighbourhood Renewal to improve outcomes for pupils, families and communities.



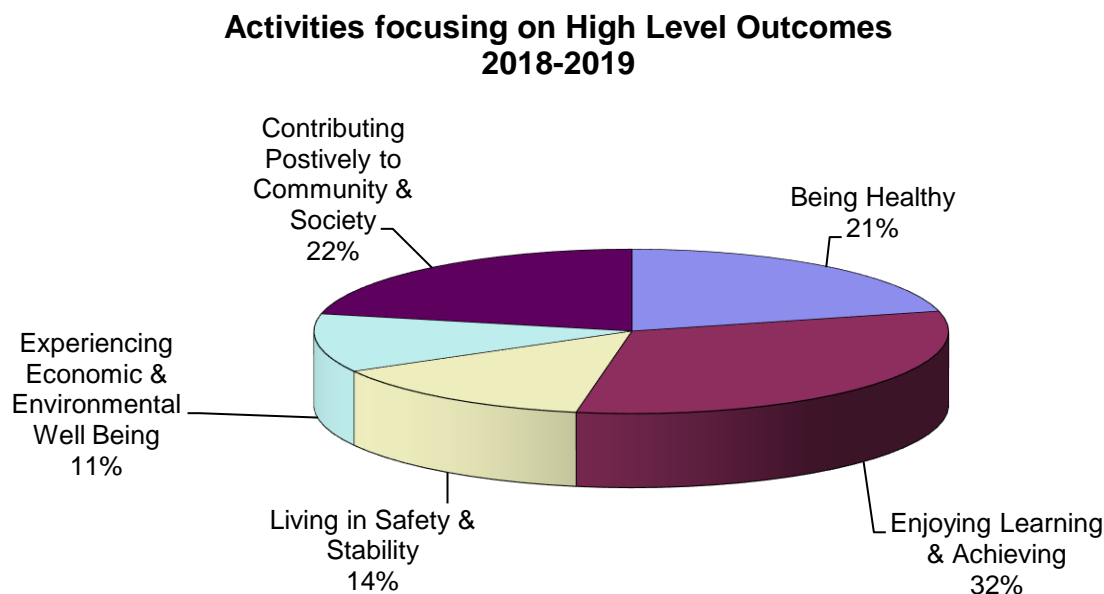
### **3. METHODOLOGY**

- 3.1** The report draws together information gathered from the annual reports submitted by extended schools and their clusters. These reports were submitted by each school and cluster. The annual report comprises school context data, activity monitoring reports and summative self-evaluation of the programme in each school and cluster.
- 3.2** Schools complete an online annual attendance/monitoring report for each activity. The monitoring report requires schools and clusters to record the status of each activity as: planned, delayed cancelled or completed. Participation numbers and perceived impact are also recorded. Schools must also reflect and comment on what has been achieved to date and outline what adjustments may be made moving forward. Finally, they indicate how they will monitor the outcomes of the activity as they progress.
- 3.3** Once annual attendance/monitoring reports are completed at the end of March, the schools have six weeks in which to complete an annual report. In consultation with schools the Annual Report format for 2018/19 was revised to create a more efficient reporting system. The Northern Ireland Extended Schools Information System (NIESIS) provides schools with an online self-evaluation template through which to reflect, review and report on the impact and outcomes of their Extended Schools Programme for the past year. This model of self-evaluation is consistent with how schools are encouraged to continually review and develop their practices.
- 3.4** Following the submission of annual reports, EA officers review the reports and analyse the data provided. The outcome of this review and analysis forms the basis for this Regional Annual Report for the Extended Schools Programme across the Education Authority.
- 3.5** Throughout the year EA officers provided a range of support to the Extended Schools. In 2018/2019, a sample of Extended Schools and Clusters received a monitoring visit which involved an EA officer working with the school to review the progress and impact of their programme. New schools and schools with newly appointed Principals or Co-ordinators received additional support from EA Officers to assist with delivering the programme. EA officers also attended cluster meetings to support collaborative planning, implementation and evaluation of cluster programmes. A number of Sharing Effective Practice sessions were delivered in the Summer Term of 2018.
- 3.6** Throughout the year, the EA officers also worked with schools to identify examples of good practice to help inform the development of the Extended Schools Programme and also signpost schools to other schools (and clusters) in the programme for ideas and support on service delivery.
- 3.7** The Education Authority worked in partnership with the Department of Education in terms of reviewing the Extended Schools Programme. This work is ongoing with recommendations due to be made in the 2019/20 financial year.

## 4. SUMMARY OF FINDINGS FROM 2018/19

### 4.1 High Level Outcomes

The Extended Schools Programme stems from the 2006 'Our Children, Our Young People – Our Pledge' policy which was a ten year cross department strategy co-ordinated by the then Office of the First Minister and deputy First Minister (OFMdFM). This policy set five high level outcomes against which linked programmes could map their contribution to the strategy. The chart below illustrates how Extended Schools' activities were balanced across the five High Level Outcomes (HLO's) in 2018/19.



The pattern for this has remained consistent for the last number of years. The emphasis remains on "Enjoying Learning and Achieving" which schools will select for programmes directly linked to pupils' learning activities. Examples of such activities include:

*Our GCSE Results have risen above the average for non-selective schools with an overall average result of 86% 5 A\*-C and 41% 5 A\*-C including English and Maths. In line with the SDP Priority to raise levels in literacy and numeracy; pupils have: gained GCSEs in English and Maths through revision classes and a better understanding of the application of literacy and numeracy through clubs and activities provided by outside agencies. These initiatives highlight the positive affect the Extended Schools programme has had upon raising attainment in literacy and numeracy in line with the SDP.*

*St Colm's High School Lisburn*

*Homework Club and Maths Attack Club in particular have had an increasing impact on academic achievement and children are gaining confidence and competence with literacy and numeracy. The small group support for homework activities has been very beneficial in building up confidence and self-esteem.*

*Dundela Infants PS Belfast*

*Our Literacy/Numeracy activities, Homework Club, Easter Revision, Maths Support and STEM activities have all contributed towards improved academic achievement. Exam results show a steady improvement in GCSE/A level grades. In particular Grades in GCSE Engineering showed an increase of 15% in A-C Grades. In A level subjects, English Lit, History, Geography Engineering and Art all scored 100% in A-C grades as did Maths which showed an improvement of 11% on the previous year's results.*

*Strabane Academy*

Schools select the HLOs on NIESIS using a tick box option based on their perception and more than one box can be ticked for any activity/service. Due to the subjective nature of this some caution should be exercised interpreting the figures however the above chart does provide a general indicator of the spread of HLO's being targeted by extended schools. Schools report that the HLO's are not of equal relevance and that some of the outcomes (e.g. Enjoying, Learning and Achieving) are more applicable across the stages of learning than others which may explain why it is more popular.

## 4.2 Attendance

In 2018/19 Extended Schools continued to have the option of completing one annual attendance/monitoring or continuing with the previous three attendance/monitoring points during the year which are averaged to give the average attendance figure.

	Average Attendances 2014- 2019		
	Pupils	Parents	Community
2014-15	151,519	31,104	10,955
2015-16	118,112	21,857	29,154
2016-17	134,334	26,727	25,813
2017-18	116,551	27,253	18,040
2018-19	121,034	28,004	18,001

From 2019/20 all schools will move to a single annual monitoring form. Accumulated total participation figures gathered from these will more accurately reflect pupils and parents participating in at least one ES activity or service throughout the school year. Schools are able to use school attendance figures to demonstrate the impact of some programmes such as the number of parents engaging in programmes. In other examples schools use "attendance rates" of identified pupils as an indicator of whether a programme is working or not. For example schools can provide evidence that a Breakfast Club has resulted in improved attendance for a targeted group of pupils. Examples taken from School Annual Reports include:

*Evidence is very strong that extended schools' programmes have had a positive impact on school attendance. At the end of the school year there has shown a significant increase in the number of pupils who are being awarded certificates for full attendance. The feedback from pupils inform us that they thoroughly enjoy the extended schools' programmes. They are happy to come to the Breakfast Club in the morning to meet their friends.*

*St Columba's PS Clady*

*The attendance and punctuality of our children has improved greatly and this is largely due to the Early Start Programme and the After School Programme. The numbers continue to grow and we have over 80% of our children in school at nine o'clock.*

*Stanhope NS Belfast*

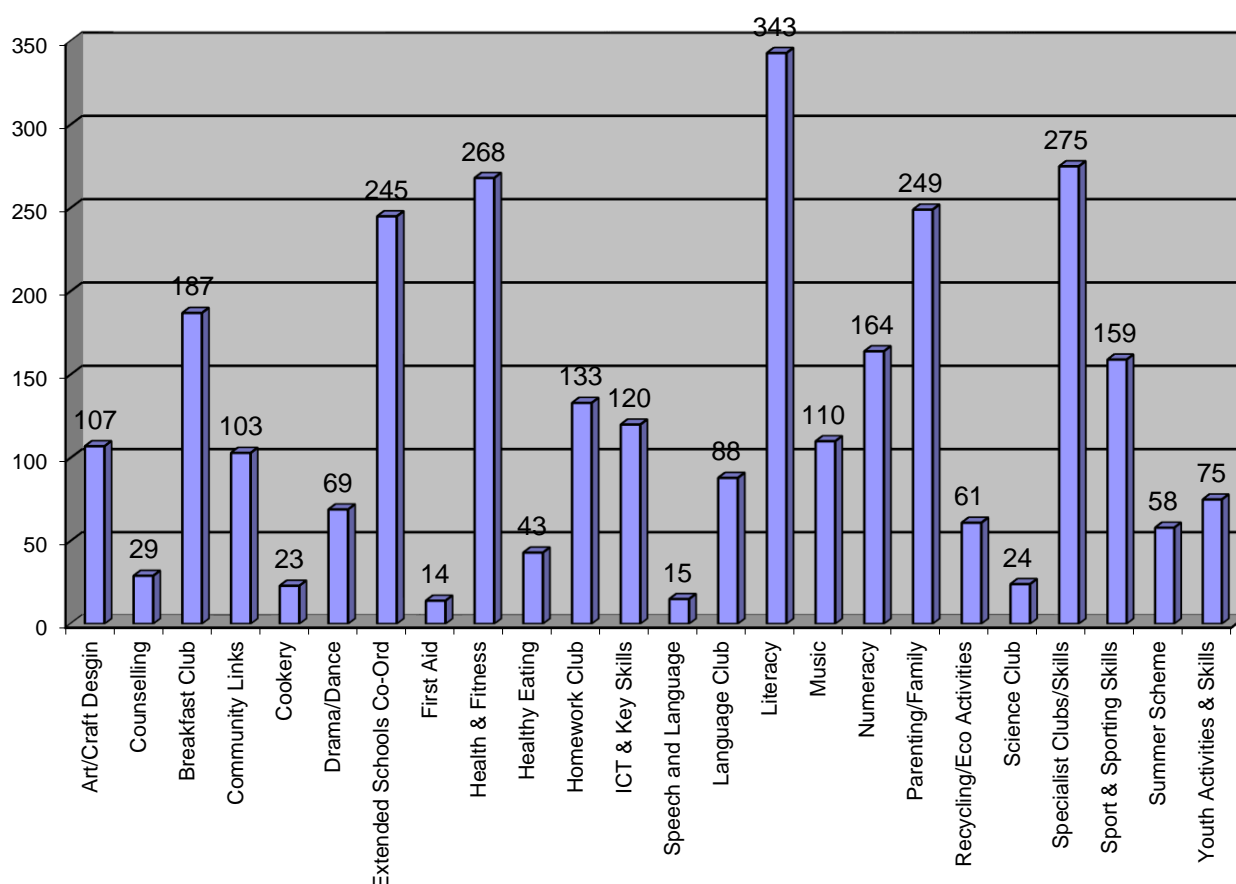
*Numbers of children attending after school activities improved throughout the year. Numbers were again higher this year than any previous year - especially for Stay and Play /PM. Overall the actual school attendance rate is currently at 93.5% for Sept - April which is up on last years' figure of 92.9%. This is a high level for schools which are in a similar FSM band to ourselves (65%+).*

*Taughmonagh PS, Belfast*

### 4.3 Category of Activities

To support schools in demonstrating progress and impact, a range of categories relating to the type of provision on offer was developed and included in the Action Plan proforma on NIESIS. Each action plan is assigned to a category and this enables analysis of the breadth of programmes on offer.

**Activities by Category  
2018-19**



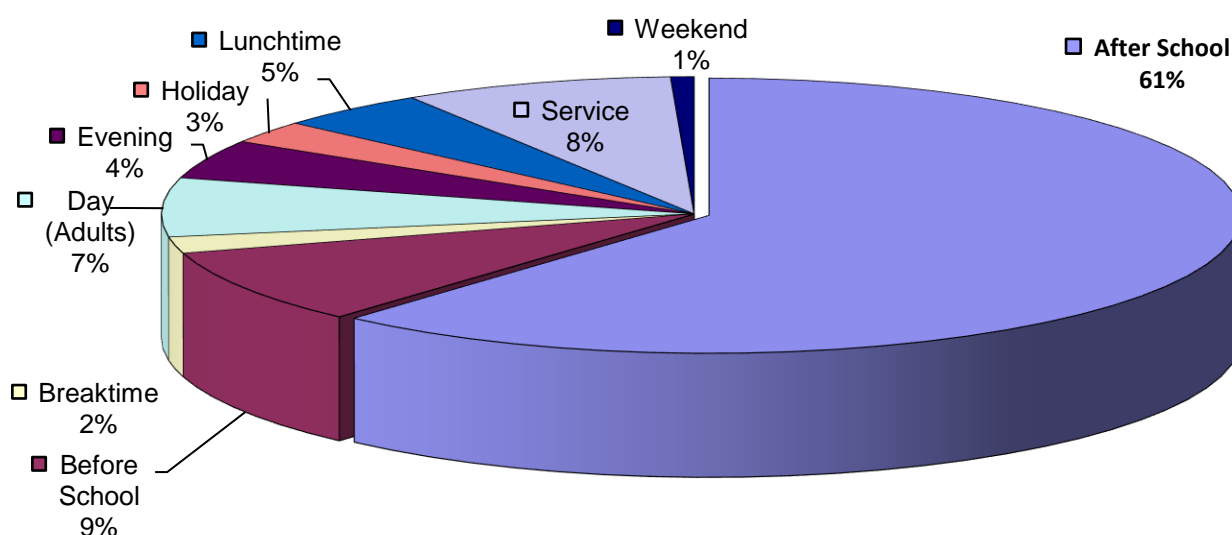
Overall, the number of ES Action Plans provided in 2018/19 was 2,962, a slight reduction from 3,156 last year. This is in line with advice to schools to streamline action plans so that more than one activity can be included in an action plan with a common theme e.g. Literacy. The general pattern of

activities has remained similar to 2017/18 with literacy and specialist clubs, including ICT, Science and other subject specific provision, along with sports remaining the most popular provision. In response to feedback from schools two additional categories were included in 2018/19. These are Counselling and Speech and Language. There is evidence that schools, often through cluster arrangements, are increasingly using Extended Schools funding to pay for life impacting intervention services such as Counselling and Family Support. A review of the proportion of funding being allocated to mental health and family support services increased gradually but steadily in the three years between 2015/2016 to 2017/2018. The Department of Education are now assessing this in more detail in order to contribute to a wider policy around Health and Well Being.

#### 4.4 Activities by Time of Day

The Extended Schools Programme only permits funding to be utilised outside of curriculum time unless provision is being made for a specialist, professionally delivered and time bound intervention for a child (e.g. counselling or speech and language therapy). As a result, schools are required to define the time of day during which activities are taking place. The table below provides the split of activities across various time categories selected by schools. Some schools have indicated that the restriction on providing support to pupils during curriculum time should be reviewed and this will be included in the ongoing review of Extended Schools.

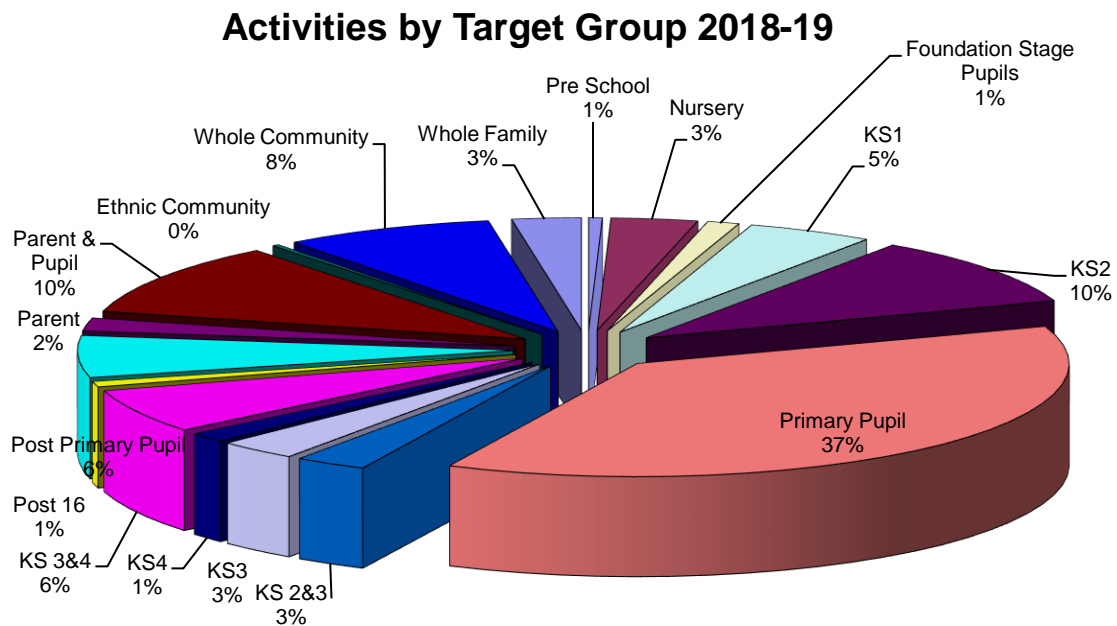
**Activities by Time of Day  
2018-19**



The timing of activities across the school day, week and year has remained relatively stable over the past few years. The trend in the increase in services continues rising from 7% last year and this reflects the increasing demands on schools to fund intervention services such as speech and Language, Counselling and Family Support Services.

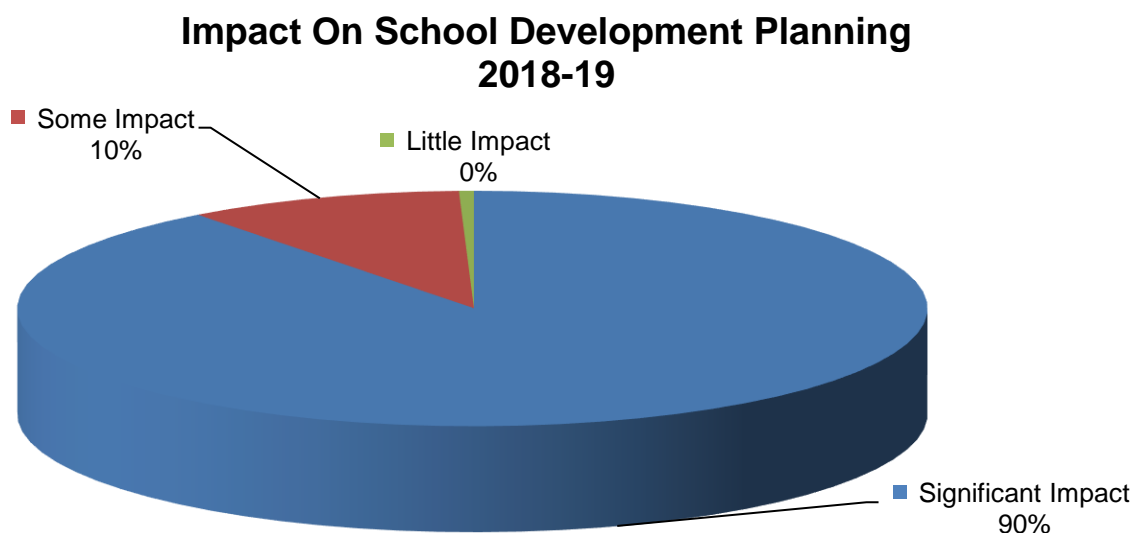
#### 4.5 Activities by Target Group

Schools are asked to categorise the target group that each action plan is aimed at. The chart below provides a breakdown of the main target groups for 2018/19. It should be noted that there is some overlap within the categories. As in other categorisations this has remained fairly steady in recent years. It should be noted that the category “Parent and Pupil” accounts for 10% whereas “Parent” accounts for just 2%. This is consistent with feedback from schools that programmes which involve a joint pupil and parent are more likely to be successful.



#### 4.6 Impact on School Development Planning

A core element of each school’s annual report is to evaluate the impact the Extended Schools Programme has had on achieving their SDP targets for that year. Historically, the vast majority of schools have indicated that the Programme has had a significant impact in supporting school development and this remains the case for 2018/19.



Although schools' assessment of the impact on School Development Planning is somewhat subjective, schools must also provide the evidence base for their assessment in their Annual Report.

Schools were asked to assess the impact on School Development Planning as a whole whereas in previous years they assessed each individual activity. The number of schools reporting "significant" impact on their school development plan has remained similar to last year at 90%.

Examples of how the Extended Schools programme has impacted on School Development Planning (taken from 2018/19 Annual Reports) include:

*The impact has been significant and hugely beneficial. The SDP priorities focused on Literacy and Digital Learning. Therefore the after school literacy and numeracy clubs have provided attendees with the opportunity to improve and be more engaged in these areas. We have indeed noticed increased attainment and engagement and the Accelerated Reader and Accelerated Maths programmes used at the clubs have provided staff with plenty of data and allowed for earlier intervention, in order to aid further support and improve standards. .*

*St Joseph's College, Enniskillen*

*Extended Schools has had a significant impact on the School Development Plan. We have just finished our three year cycle and after teacher and parents' questionnaires it is clear that they feel the same too. 100% of parents either agreed or strongly agreed that their child's Mental Maths has improved. I do believe that Mathletics has played a huge part in the progression of children's mental maths skills as they have thoroughly enjoyed the programme and it is something that has been continued at home, which encourages parents to get involved and to also see what their child is doing in school. Coding was also on our SDP and with the purchase of new coding equipment, children have been able to progress and become better at using this equipment. STEM was also an area on our SDP and I organised the STEM after school's club in the first term, this was attended by almost 40 children in the school and was very well enjoyed, as the pupil questionnaire showed. The children completed different investigations each week and this was necessary to show the different skills and areas of STEM.*

*St Patrick's PS Ballynoe Rd*

*Extended Schools activities have been beneficial in helping us implement targets and improvements as outlined in our School Development Plan. A major focus of the school development plan is to raise standards in literacy and numeracy. The activities provided in the extended schools programme have given the children many opportunities to realise their interests and develop their abilities, whilst also developing their Literacy and Numeracy skills. Extending the nursery day programme has been successful in developing the children's early learning skills and their attitude to learning providing a good basis for their introduction to more formal learning in P1.*

*Longtower PS Derry*

EA officers noted during monitoring visits that nearly all schools can articulate clear connections between ES activities and school development priorities. Some schools will make an explicit reference to their Extended Schools Programme in their School Development Plans however in other schools this will be implied or assumed. EA Officers will continue to emphasise to schools how they

might adapt their programmes to better support school development planning and will continue to encourage schools to explicitly reference ES programmes and activities in their School Development Plans.

Details of the Extended Schools Programme within all schools, including the action planning and evaluation of activities and services, are recorded on the NIESIS system. This system therefore runs parallel to the school development planning process however in best practice the two are very closely integrated. The next step in the development of the ES Programme is for closer alignment with the school development planning process.

#### 4.7 Meeting the Programme’s Core Objectives

In the original document for the Extended Schools Programme published in 2006, it was stated that:

***“The aim of the Children and Young People funding package, launched by the Secretary of State on 7th March 2006, is: To reduce underachievement and improve the life chances of children and young people by enhancing their educational development and fostering their health, well-being and social inclusion through the integrated delivery of the support and services necessary to ensure every child has the best start in life.”***

Based on this aim, schools are asked to evaluate the impact of the programme against this statement within their Annual Report. Their detailed responses, recorded within the NIESIS online system, are summarised below:

Indicator	Strong Evidence	Some Evidence	Little Evidence
Reducing Underachievement	65%	34%	1%
Fostering Health, Well-being and Social Inclusion	48%	43%	9%
Improving Life Chances	44%	50%	6%
Developing the Integrated Delivery of Support and Services	44%	44%	12%

Within the annual report schools assess the strength of the evidence they have gathered. This evidence is based on a self-evaluation and is not verified or quality assured and this must be borne in mind when drawing conclusions from the above analysis. As each of the above 4 indicators also has sub indicators a coding system was agreed to produce overall assessments for each of the 4 main indicators. Although this change in methodology has resulted in some variations from previous years the indicator “Reducing Underachievement” remains the area for which schools and clusters are able to provide most evidence of impact. Examples of schools directly addressing this area are included below:



*Currently we have standardised data for P7. We look for attainment above the national average, which is 60% of pupils attaining stanine 5 or above. Our standardised data shows that those who attend breakfast club and/or after schools activities perform better in their class work. Literacy and numeracy are our focus as these allow pupils to access the whole curriculum. Accelerated reader also gives us data which shows improvement in performance.*

*Our Lady's PS, Belfast*

*Our programme has a large focus on literacy and numeracy across the school. We have run literacy and numeracy clubs for the Junior school and our booster classes for GCSE Maths and English have excellent attendance. We know that with all the extra tuition in exam technique and use of past papers at these booster classes that this is having a very positive impact on the grades achieved at GCSE. GCSE results in summer 2018 proves this with a 73% pass rate for English and a 66% pass rate for Maths (A\*-C). Both of which are well above the NI average for schools of our type. Predicted grades for 2019 for English and Maths also well exceed the NI average.*

*St Mary's High School, Newry*

As stated previously in this report it is not always possible to attribute improved attainment solely to one factor (such as an individual extended school activity or service) however schools are getting more confident at providing evidence to show how a particular ES activity has brought about change – either as a primary or a contributing factor. As well as providing quantitative evidence schools and clusters are also providing qualitative evidence based on their knowledge of pupils, families and communities. Examples of schools making this link are listed below:

*The increased communication skills for pupils who availed of the Speech and Language Therapy programme have led to improved access to the curriculum, with literacy achievement showing a marked improvement.*

*Cumber Claudy PS*

*Raising children's self-esteem and providing them with coping strategies in challenging situations has helped them surmount some barriers to their learning and given them the confidence to improve their academic achievement. The dance/drama and football club has improved levels of concentration and thinking skills. It is envisaged that over a longer period of time there will be data available to suggest improvement in attendance, literacy and numeracy attainment, behaviour in school and at home and enhanced parental engagement, in particular at parent information sessions and parenting programmes as a result of the parental engagement project.*

*Kilcooley PS, Bangor*

*The Speech & Language programme has contributed to the development of turn taking skills; listening skills; ability to follow instructions; comprehension; fluency and sentence structure. Continued staff development has led to increased knowledge of S+L difficulties and ways to overcome these in the nursery setting.*

*Cairnshill NU, Belfast*

## 5. PARTNERSHIP WORKING

### 5.1 Cluster Working

Since its launch in 2006, a major element of the Extended Schools Programme has been the formation and development of clusters which involves schools working in partnership to address the needs of their pupils, parents and communities. An additional cluster allocation of 30% allows schools to enhance cluster relationships and work in partnership to deliver a more extensive range of activities across schools and communities.

In 2018/19, 560 schools participated in 146 Extended Schools' clusters. Of these, a total of 31 clusters also received an additional allocation to provide Irish language cluster activities.

Schools recognise the benefits of participating in clusters and working in partnership with other schools and external agencies for the pupils and the wider community. Given the complexity and range of needs now faced by many schools as they seek to provide support to pupils working in a cluster arrangement has become invaluable. More schools are able to access critical intervention services that they would be unable to access as a single school. There is some concern that so much reliance is based on funding that is currently provided on a year to year basis and therefore always carries some degree of uncertainty. This uncertainty mitigates against more effective long term cluster planning.

*Our Extended Schools programme has been designed to enhance and augment existing local provision including cluster participation. The cluster covers seven schools and over 2000 children to provide a service which is otherwise not available within the primary sector. This extended schools programme is facilitating the employment of qualified professionals to deliver a sustainable community based resource*

*Greater North Belfast Cluster*

*The Extended Schools programme has enhanced our abilities to work closely together. It has increased the collaboration between future Shared Campus schools. It has provided us with the opportunities to enhance the current activities and arrangements to ensure a greater provision of opportunities for the future. It has also strengthened current partnerships within the Roe Valley Learning Community.*

*Limavady 3 Cluster*

*The NAMES Cluster has forged strong links with 9 of our local Community/ Youth Associations. Contact during the summer months ensure all activities run smoothly and involve children from all schools in the Newry and Mourne Area*

*NAMES Cluster Newry*

*The programme has led to better co-operation between local schools, community groups, businesses and agencies. Sharing of good practice has been made a lot easier as a result of the programme as has the ability to access local provision.*

*Outer West Cluster*

*Benefits include inclusion of NRA (Neighbourhood Renewal Area) representatives on cluster board and of cluster representative on NRA partnership. Learning mentor post in conjunction with NRA and DSD*

There is a great deal of flexibility regarding the structure of Extended Schools clusters. Other than a requirement that a minimum of 3 schools participate, schools are otherwise allowed to select their own cluster arrangements. Due to involvement in other programmes and funding projects schools may find themselves in more than one cluster. For example there are a number of Shared Education Partnerships, Neighbourhood Renewal Programmes and schools working together to progress Community Planning actions. Given the increasing need for schools to work together and in partnership with a range of external organisations, the ongoing review of Extended Schools should consider how the potential of Extended Schools Clusters can be maximised. The recently published ETI report (September 2019) on Effective Extended Schools Clusters will provide important guidance on how this can be developed.

Further Information on the management of ES clusters is included in Chapter 6 of this report.

## **5.2 Parental Involvement**

In 2012/13, DE introduced a Parental Involvement strand to the Extended Schools Cluster arrangements. Each Extended Schools' cluster was provided with an additional 15% funding to specifically target programmes to support and engage parents. The most immediate outcome from this additional funding was an increase in the number of programmes targeted at parents and families.

Parents will have already been involved in extended schools activities from the outset of the Extended Schools Programme however this additional funding provided schools with the opportunity to specifically focus on their needs. In addition to programmes providing parents with the skills to support their child at home, it has also provided opportunities for parents to work alongside their children. Parents have also been offered support to focus on their own education and in some cases improve their employment opportunities. On average over 25,000 parents participate in extended schools activities each year.

Schools and clusters provided evidence of positive outcomes for parents and recorded many examples of good practice in annual reports. Raising educational aspiration for parents in disadvantaged areas remains an ongoing challenge for many schools. Schools are able to attract parents for one off events however assessing long term impact of this is difficult. Where schools are able to access networks of support services, such as those in large urban areas with an established infrastructure, there is a joint approach to engaging parents which has been successful. Schools have also noted more success when parents are invited to participate in activities along with their children.

In the Belfast area some schools have been able to avail of the support of a dedicated Parent Support Co-ordinator. The learning and effective practice from this programme in the Belfast area should be included in the any good practice material developed by the Education Authority.

Successful outcomes of parent programmes are evidenced by the breadth and quality of the parental engagement work delivered by schools and clusters. Examples of this are detailed below however more information is provided in Chapter 7.

*Parental involvement in STEM programme (42 parents) which was very well attended provides an opportunity for parents to become more involved in their children's education. Internet safety for parents (41 parents) was an opportunity for them to learn more about the cyber world of our children and understand more about online safety.*

*Bessbrook and Area cluster*

*With the inclusion of the parenting children programmes into the cluster, they have been able to increase parental and community participation through the various workshops that are available. The programme has also focused on sporting events in which the parents have participated through supporting the events through attendance. In addition to this, the HSLO has also interacted with pupils and parents to assist in any issues preventing the children from attending school.*

*Inner East Belfast Cluster*

*Parents are better informed about the development of speech and language. They have availed of a wide range of parenting courses and attended Internet safety awareness. ICT Safety Awareness and Study Skill Seminars. They are also supported to appreciate the value of healthy eating and lifestyles. All this training supports parents to provide the best opportunity for their children.*

*NAMES Cluster, Newry*

*Parental involvement/feedback has been a core element of all our programme. E.g. parents' knowledge and understanding of Numeracy has improved, in particular, through access to online resources (Mathletics) and engagement with their children's learning at home. Parents have a greater understanding of the level that their children are working at and how they can be further supported in their learning.*

*NFLT Cluster, North Fermanagh*

### **5.3 Irish Language Strand**

In 2018/19 those clusters of schools wishing to deliver programmes designed to promote learning and awareness of the Irish language across schools and communities continued to be supported. The objectives of this funding scheme when launched were:

- a) to support post-primary pupils in years 9-12 to achieve 5+ GCSEs at A\*-C including Irish, with a particular focus on pupils entitled to Free School Meals or from areas of disadvantage;
- b) to develop parents' Irish language skills to enable them to better support their children's learning and to promote, within schools and communities, the importance of education and a culture of aspiration and expectations;
- c) to contribute to the Lóifa 2015 aim of encouraging 5000 people to sign up to becoming fluent in Irish by 2015.

In 2018/19, a total of 31 clusters incorporating different school sectors participated in this element of the Programme benefitting from £276k of funding (See Appendix A). The Clusters involved delivered a wide range of programmes for pupils, families and the wider community and reported many benefits including parents being more able to help their children with homework and improved GCSE results for pupils. Clusters provided separate Annual Reports for the Irish Medium Clusters. Some examples of how clusters used this funding to benefit pupils and parents are shown below:

*Our parent classes focus on functional level Irish initially; then progressing to more technical knowledge of the language. The foundations laid in promoting the use of Irish in real-life home learning contexts has most definitely given our adult learners a better understanding of the bi-literacy needs of our pupils. It has also given practical strategies on how to help their children in Literacy tasks (including reading) through the medium of Irish.*

*IMES Lurgan Cluster*

*The Irish language for adults has upskilled parents to help their children with homework tasks and given them a new skill and engagement in lifelong learning. Just engaging in classes has let their children see that learning no matter your age is so important and develops confidence and ambition in the children*

*IMES Tact Cluster, Colin*

*This programme is a brilliant opportunity for the children, young people and adults in our community. We have been able to have a generation of people who have all learned the basics of the Irish Language and some who have went far beyond this to achieve Silver Fainnes, GCSE's and A levels.*

*IMES Omagh 2*

#### **5.4 External Partnerships**

Schools and clusters engaged in a wide range of partnership working within the Extended Schools Programme. This involved engagement of external delivery partners as well as third parties providing added-value to what schools were offering, through the provision of advice, expertise, additional co-funding or technical support.

*We have developed strong links with counselling services and youth organisations; including Jigsaw; Extern; individual life coaching experts and many more. Along with the expertise from our support worker; it has allowed our pupils to explore their emotional development; which in turn impacts on their education and later life choices.*

*Hazelwood Cluster*

*We have strong links with our cluster schools and together we work together to promote and enhance and augment existing local provision in our area. We share resources and have excellent facilities for the groups to use and this year we have seen 2 gold medals being brought back to Coalisland from the Special Olympics in Dubai.*

*Primate Dixon PS, Coalisland*

EA officers noted that where there is a more established community infrastructure in an area it is more likely for schools and clusters to avail of community based services and establish partnerships. For example, Extended Schools clusters in large urban areas such as Belfast and other Neighbourhood Renewal Areas, are more likely to have developed these links. It is more challenging for schools in rural areas to establish links with external organisations.

As has been referenced before in this report the introduction of Community Planning presents further opportunities for Extended Schools to develop partnerships with a range of local organisations. There is a risk that schools become overwhelmed with the demands placed on them. It is important that the EA Community and Schools Team continue to provide support and guidance on this.

## **6. PROGRAMME MANGEMENT**

This section provides contextual information and evaluation of how the Extended Schools Programme was managed in 2018/19 at both school and Education Authority level.

### **6.1 Overview of Programme Management**

In 2018/19 the Extended Schools Programme consisted of:

- A total of 560 schools receiving funding of which 63 exited the programme but received runout costs for the period April-June 2018;
- All 560 schools identified as eligible to receive full or partial funding participated in the Extended Schools Programme.
- A budget of £9.153m was allocated by DE in respect of the Extended Schools Programme in 2018/19.  
Of this:
  - £8.953m was allocated to EA for schools and clusters;
  - £200k was allocated to EA as a contribution for administrative/staff costs associated with EA support services to Extended Schools;
- All funding was allocated out to schools as per DE allocations;
- A total of 2,969 action plans were submitted on NIESIS and approved by the EA. Of these:
  - 2,508 plans were submitted by schools
  - 461 plans were submitted by clusters
- Schools were given a six week period up to the end of September 2018 to submit action plans for the 2018/19 financial year. This was extended for clusters to the end of October 2018. Exact figures are not available but approx. 75% of school plans were submitted before the set deadline but this figure was reduced for clusters. This was reduced from previous years due to the relatively high number of new schools entering the programme.

### **6.2 Action Planning – Schools and Clusters**

Most schools are able to submit action plans within the time frame set out. When working with schools not able to meet this time frame, EA officers take into account exceptional circumstances within the school such as absence of key staff (principal or co-ordinator). There are still a small number of schools which consistently require additional support to meet the programme deadlines. EA officers have noted that the quality of action plans submitted by schools continues to improve although there continues to be areas for development for some schools and clusters with regard to action planning. In response to feedback from schools changes were made to the action plan format in 2018/19. These changes, although small, removed duplication of work for schools.

### **6.3 School Co-ordination/Management**

In a majority of schools participating in the programme the school will allocate a reasonable proportion of the Extended Schools budget to appoint a co-ordinator. In nursery schools and small primary schools however the ES budget is not large enough to make the cost of paying a co-ordinator viable.

## 6.4 Management of Clusters

The majority of clusters function well and provide additional extended schools services and activities which are greater than the sum of what individual schools could provide on their own. EA Officers spend a significant proportion of their work supporting clusters either through assisting with the set up or attending cluster meetings when required. It should be noted that in small clusters the appointment of a cluster co-ordinator is not required (nor financially viable) however this can leave the principal of a lead school – often a teaching principal – with an increased administrative workload. In September 2019 ETI published a report on Extended Schools Evaluation of Effective Clustering. The EA will consider the findings of this report including any relevant recommendations.

*Co-ordination of the Extended schools project - The Co-ordinators ensured that the programme was effectively planned, delivered, monitored and evaluated thoroughly throughout this financial year. The Co-ordinators liaised with various service providers, teaching staff and professional bodies to organise events and programmes for pupils, parents and the community.*

*Ballymoney Cluster*

*All cluster schools work more closely together sharing their expertise and knowledge. The cluster leaders meet several times each year to discuss relevant issues and how to further develop the cluster.*

*Dundonald Cluster*

## 6.5 Education Authority

The following programme management issues were noted in 2018/19.

### 1. Action Plan Format

The action plan format was amended to align more closely to school development plans in schools. This involved merging a number of columns to make it easier for schools to complete action plans. Technical restrictions meant that some changes could not be made.

### 2. Monitoring visits

For 2018/19, a risked based methodology for monitoring visits was continued. Additional financial information was requested as part of the monitoring visit report. A sample of approximately 15% of extended schools received a monitoring visit with priority given to new schools and those schools identified as needing additional support. In addition a selection of random schools were visited and all visits were recorded.

### 3. Allocation of funding to schools

Extended Schools funding was allocated out to schools via five LMS offices. This included allocations to VG and GMI schools which previously received funding directly from DE. A review of this process identified a number of procedural differences across the five offices. ES officers continue to work with finance colleagues to implement a consistent approach for the allocation of finances to schools and clusters in 2018/19.



In order to ensure a common regional approach all cluster funding was allocated to the lead school in the cluster. The schools in the cluster then agreed how to reconcile costs across the cluster. This approach encourages clusters to view the cluster as a collective budget rather than a sum of individual allocations. The response from clusters to this change varied according to how the clusters function. For those clusters which are centrally co-ordinated this approach was welcomed however where the cluster programme was delegated out to individual schools there was some feedback that this created more work for the lead school having to transfer funding out to each individual school.

#### **4. Internal Audit of Extended Schools Programme**

EA Internal Audit carried out an audit of Extended Schools which was published in December 2018. The purpose of the review was to provide an opinion on the Risk Management control and governance arrangements established by EA for the Extended Schools programme. The overall evaluation of the audit was “satisfactory” – There is a satisfactory system of governance, risk management and capital while there may be some residual risk identified this should not significantly impact on the achievement of system objectives. There were a total of 15 “Priority 2” recommendations and 11 “Priority 3” recommendations. A management response to the Audit was approved. EA officers continue to implement the recommendations. The finding of the Audit provides confirmation that the new delivery model for Extended Schools (introduced in 2017) is meeting programme objectives.

#### **5. Effective practice sessions for schools**

In the spring term of 2018 EA officers held 5 sharing good practice sessions at various venues across EA. There were 106 participants representing over 80 schools. School participants and ES Co-ordinators used the sessions to share ideas on successful programmes and services delivered through Extended Schools. The sessions were extremely well received with all participants rating the sessions as either very helpful (90%) or helpful (10%).

#### **6. EA Community and Schools Team**

The Extended Schools Programme is managed by a small team of officers which make up the EA’s Community and Schools Team within the Education Directorate. This team was established in the latter half of the 2018/19 financial year and consists of 1 x Lead Officer and 3 x Locality Officers across EA. The Community and Schools Team also manages education focussed Neighbourhood Renewal Programmes across EA. In addition to management of these two tackling educational disadvantage programmes, the team is also responsible for developing EA’s response to Community Planning and promoting the Community Use of Schools across EA. The Community and Schools Team work closely with the DE’s Tackling Education Disadvantage Team on all of the above areas of work.

## 7. EVALUATION OF THE IMPACT OF THE EXTENDED SCHOOLS PROGRAMME

The aim of the Extended Schools Programme as outlined in the “Extended Schools (schools, families, communities – working together)” document is:

***‘To reduce underachievement and improve the life chances of children and young people by enhancing their educational development and fostering their health, well-being and social inclusion through the integrated delivery of the support and services necessary to ensure that every child has the best start in life.’***

The tables below set out the benefits and outcomes of the ES programme for Learners, Parents, Schools and the Community. Benefits of the programme are accompanied by evidence statements as well as extracts taken directly from 2018/19 school and cluster annual reports. These statements are used to demonstrate the range of services provided and show how schools and clusters evidence the impact of their programme. There continues to be a need for a longitudinal study of the impact of the Extended Schools Programme.

### 7.1 Benefits/Outcomes for Pupils

#### ***1. Contributes to the raising of standards for pupils***

##### **EVIDENCE**

- Schools reported a range of quantitative and qualitative evidence in Annual Reports to demonstrate improved pupil attainment. This includes targeted literacy and numeracy activities which accounted for 17% of all programmes delivered. Schools are also able to provide evidence that attendance has improved as a result of Extended Schools programmes.

##### **ANNUAL REPORT STATEMENTS**

*100% of pupils have achieved the expected ICT levels at the end of KS1&KS2. Pupils ICT Skills have positively benefitted Numeracy (Programming/Problem Solving) and Literacy (Animation)*

***Sacred Heart PS, Dundrum***

*An Easter School ran for two full days over the holiday period. Over 300 pupils; from Years 11-14 attended the scheme. Pupils made the choices of what classes to attend after interviews with School Vice-Principals. Both Maths and English GCSE results continue to rise as do general GCSE and A Level results.*

***Belfast Boy’s Model***

*Accelerated Reader - Reading Scores from September to March the average growth in reading ages of pupils in P3-P7 (who use Accelerated Reader) was an increase of 1 year over the 6 month period. This exceeds the expected growth. For example...Pupil A in Primary 7 progressed 4 years and 2 months over 6 months of using Accelerated Reader.*

***Kircubbin Integrated PS***

*13% of children took part in Ready To Learn Programme which focuses on Literacy skills. All children made at least a 1 year increase in their Literacy Age over a 15 week period.*

***Sacred Heart Boys’ PS Belfast***

*Catch Up Maths Data - 12 pupils participated with 9 pupils achieving 10+ to 24+ based on their baseline standardised score. Reading Partnership progress 20 pupils progressing between 4 mths to 2 yrs and 4 mths.*

***Strabane 8 Cluster***

*The school continues to maintain attendance of 90% and we feel the breakfast club in particular is helping pupils to arrive to school early and this sets them up for the day, numbers are continuously rising for this service.*

**St Joseph's High School, Derry**

## **2. Targets help at those in need to reduce barriers to learning.**

### **EVIDENCE**

- Schools provided evidence in their Annual Reports of the positive impact of providing additional opportunities which remove barriers to learning including working collaboratively with a range of delivery partners to address identified needs.
- Provision of "services" such as Counselling and Speech and Language accounted for 8% of all Extended Schools Programmes – an increase from last year of 1%.

### **ANNUAL REPORT STATEMENTS**

*We have many ES after school activities for children which they would not be able to readily access (and we could not fund) otherwise. We could not employ a Pupil Support Worker without ES funding. Our adult computer class uses the school in the evening and Fit 4 Life has led to the town judo club training in our school in the evening.*

**Leaney PS, Ballymoney**

*Our targeted support for pupils through the homework club, breakfast club, after school activities, ready to learn programme and parent support programme provided a range of child centred strategies to help overcome barriers to learning. Data for homework Club Year group % of Pupils regularly attending the homework club that are underachieving/on the SEN register/ within newcomer category or a combination*

*P4 75% P5 67%*

*P6 63% P7 50% (In addition see cluster annual report relating to work with parents)*

**St Patrick's PS, Belfast**

*Outside agencies are involved with a large number of our children - Rise Ni, Social Services, Barnardo's, Women's Aid, Prison Service, Start360 and PSNI and RNLI. Frequent meetings are held to discuss and seek improvement*

**Harryville PS, Ballymena**

*Our Parent Support Worker has worked with groups and individual families to provide support with learning, attendance and other concerns that affect the children in our care. In addition, we have been able to signpost families to external agencies and community groups to provide the assistance they require. Parents have been invited to attend the Incredible Years programme hosted in our school alongside other families in our cluster group to compliment the parenting programmes existing in the school.*

**John Paul II PS, Belfast**

*We have worked with counselling services and referred parents and families for support through this and Fresh Little Minds. We also refer children to the local youth club for support and have signposted parents to EMPOWER and ASD support services in the local area.*

**St Joseph's PS, Stiles**

*78% of pupils surveyed responded that Extended Schools programmes helped or may have helped them to make healthy lifestyle choices. 84% of pupils surveyed responded that Extended Schools programmes helped or may have helped them to become more confident. 49% of pupils surveyed responded that Extended Schools programmes helped or may have helped to become more independent. 84% of pupils surveyed responded that Extended Schools programmes helped or may have helped them to work well with others.*

**St John's PS, Derry**

The FACT worker works very closely with a number of pupils and their families who are experiencing difficulties. The help provided is wide ranging and includes access to services and activities including counselling and family support.

**TRIAx 2 Cluster**

### **3. Improves the physical health and well-being of pupils.**

#### **EVIDENCE**

- Almost all schools and clusters (91%) provided “strong” or “some” evidence that extended schools is fostering health and well-being.
- Schools provide evidence of increased numbers of pupils and parents engaging in physical activities.

#### **ANNUAL REPORT STATEMENTS**

*The increase in the number of young people and young adults taking part in regular physical activity has greatly improved through our Extended Schools Programme. Target pupils attend Saturday school participating in horse riding; bowling and body combat. Several target pupils’ regular train with our swim academy. The increase in the number of pupils participating in regular physical activity is evidence in the attendance sheets from Saturday School and competitions they are competing in. Due to the additional opening times with the extended schools activities - it allows for other regular exercise classes to operate such as weekly staff and parents body combat classes and weekly community access for football and Gaelic clubs*

**St Marys College, Derry**

*This is a significant aspect of our Extended Schools Programme. 2. Encouraging our children to be active and healthy is a central part of our mission statement. 3. After school clubs such as Judo; Running; Soccer; Gaelic; Netball; Games; Yoga; Irish Dancing and Dance all promote physical activity. In these clubs our children are active and are educated about the benefits of regular exercise; diet and looking after your body. 3. Feedback responses from the children reveal how they enjoy these clubs. 4. For both our children and Parents/ Guardians the coaches/tutors/teachers of each club set a good example of the benefits of keeping active and regular physical activity. I feel that this has enthused our children and encouraged a rise in the number of children applying for clubs. Wearing the school kit instils an element of pride in the children which we feel radiates to others.*

**Holy Family PS, Belfast**

*The school has worked with the local cluster to identify common areas of need. Mental health and anxiety were highlighted as a common area of need and counselling services provided.*

**Downpatrick PS**

*Our extended schools programme has had a significant impact on the Health and Wellbeing Focus on our school development plan. Attendance Records, pupil, Staff and Parent Questionnaires, Pupil fitness tracking and Student Council feedback have highlighted an increase in physical activity, a development of dance and fundamental skills. A Development in social skills .opportunities to develop both teamwork and leadership skills, improved concentration, improved cognitive functioning overall enhanced psychological wellbeing.*

**St Patrick’s PS, Gortin**

## 7.2 Benefits/Outcomes for Parents

### 1. *Increases parental involvement in schools and helps parents to better understand their children's learning*

#### EVIDENCE

- Schools have reported that parents' attitudes to school have improved as a result of engagement through Extended Schools Programmes.
- 89% of schools assessed themselves as having "strong" or "some" evidence that extended schools supports parents to understand the development needs of their children
- Feedback from schools would indicate that parents are more likely to engage in joint activities with their children. An analysis of target group categories shows that 10% of activities are "pupil and parents" whereas only 2% are categorised as "parents" only.
- Schools reference evidence from parental questionnaires to show that parents are more confident to assist their child at home and feel encouraged to discuss with school staff.

#### ANNUAL REPORT STATEMENTS

*Literacy and numeracy programmes provide very clear direction to parents of level children are at and how they can help. This is supplemented by curricular information from the school.*

***Omagh 2 Cluster***

*Curriculum guidance on Literacy and Numeracy initiatives have been shared with parents by the relevant Coordinators. Parents meetings have also been held regarding Spellodrome and PIN. Parents are now more aware of appropriate strategies and how they can help their child.*

***Limavady Central PS***

*As part of our Raising Standards in Literacy and Numeracy, parents have been invited into the school to learn about the developmental needs of their children in Literacy and Numeracy and have been provided with ideas to support their children at home. Parents have also participated in a Stem Aware workshop with their children to learn together about forces and energy. In the DELTA programme our new parents and pupils learned simple scientific experiments in STEM by working together.*

***St Columba's PS, Clady***

*All parent training sessions are designed to help parents understand the developmental needs of their children. Through these sessions parents are given an overview of where their child's behaviour or experience sits in relation to what is considered to be within normal limits for their chronological and developmental level. Parents sessions in Jigsaw programmes give parents the opportunity to learn about the need of their child and how best to cope with issues as they arise.*

***Ballymena Cluster***

*Our web-based learning programmes provide parents with the opportunity to encourage their children to continue their learning outside of school. Funding has allowed parents and pupils to come together to participate in learning activities. The seasonal craft session is always a huge success as parents love having the opportunity to take part in the club alongside their child; and enjoy the friendly seasonal atmosphere. Parents have indicated that they are keen for their children to be involved in after school activities as it introduces them to new experiences; many parents are keen to come and watch our hockey and Gaelic sessions which take place at the AstroTurf and are very helpful at transporting teams to any of our tournaments. Interests such as this can lead to further development within the community.*

***Ballycastle Integrated PS***

*Parents of pupils in the Foundation Stage are given support in helping with speech and language difficulties. Parents of pupils in P4 and P6 are trained how to carry out paired reading with their children. They are encouraged to participate in the programme for a 6 week period that will help their children develop better reading habits and become better readers.*

***Strabane PS***

*Our Parent Support Worker has worked with groups and individual families to provide support with learning, attendance and other concerns that affect the children in our care. In addition, we have been able to signpost families to external agencies and community groups to provide the assistance they require. Parents have been invited to attend the Incredible Years programme hosted in our school alongside other families in our cluster group to compliment the parenting programmes existing in the school.*

**John Paul II PS**

*As referred to previously; parents are more engaged in their children's learning and have worked in partnership with the leaders of the After school's clubs to understand strategies/ the use of apps etc. to support their children's learning, at home. Signposting of parents to Community facilitated courses has had a very successful uptake.*

**Millburn PS**

*The literacy project has been a strong advocator for the positive involvement of parental support through attendance in after-school sessions as well as involvement in supplementary learning strategies at the home. Attendance records and associated attainment scores evidence the important collaborative role that parental involvement has had in this project. Attendance information and feedback forms of parents attending the English language classes have indicated a strong involvement in shared planning for the sessions, including pre-course questionnaires to determine the most suitable dates, times and course content that would benefit those attending. Revisions to the dates of the programme are evidence of the collaborative involvement of participants to ensure that the most effective provision was established to maximise the developmental needs of those attending.*

**St Joseph's Boys High School, Newry**

*Our extended schools 'Transition' programme has enabled children to settle quickly and children also see the close relationships between their parents and staff. The programmes have all contributed to children making new friendships and being confident in decision-making and articulating new ideas. For some of our families there is also support from 'Speech and Language' and 'Educational Psychology' who visit the nursery on a regular basis.*

**Holy Rosary NS**

## **EVIDENCE**

- Schools/clusters offer a range of programmes for parents to reflect identified needs of target groups. These include formal qualifications such as First Aid and IT programmes which enhance employability, through to tailored support for parents to help children at home.

## **ANNUAL REPORT STATEMENTS**

*Parents have been given the opportunity to express their opinions of the activities and programmes they wish to access. Parenting groups and activities have signposted parents to employability opportunities.*

**Fane St Cluster**

*With one of our key focus being numeracy attainment it was vital to involve parents in this process whether that was through direct contact in regards to workshops to support their child's learning; activities for them to carry out themselves or through greater interactions between staff and school parents participation within the school and between cluster schools has improved. This involvement was centred around courses that are accredited at Level 2.*

**Limavady 3 Cluster**

*Our Cluster partnership work has increased and provided opportunities for contact with those from different parts of the community from different backgrounds/cultures Involvement of pupils from Learning Community in some activities has increased understanding of others from different parts of the community.*

**St Mary's High School, Limavady**

### 7.3 Benefits/Outcomes for Schools

#### 1. Impacts positively on school development priorities.

##### EVIDENCE

- 90% of schools categorised the impact on School Development as “significant”.
- Schools provided details on their Annual Report as to how the programme impacted positively on their school development plan.

##### ANNUAL REPORT STATEMENTS

*The Extended schools programme is now fully embedded in the development planning process and effectively supports the social emotional and physical wellbeing of the pupils in the school and the wider community. A new three year development plan was formulated in 2018 and all stakeholders including extended school staff included in the auditing process. Activities delivered through the extended schools programme also provide an excellent extension to the teaching and learning of literacy, numeracy and world around us.*

**Edwards PS, Strabane**

*One area our SDP will be focusing on this year is Literacy and in particular reading comprehension and writing. Our literacy achievements are falling slightly below the most recent NI Averages in KS1 and KS2 Levels in Communication. The Extended Schools programme enabled us to put in appropriate support for Pupils who are generally working below or just achieving the appropriate level helping them to achieve their full potential and increase their confidence. There is a great need within the school to improve our literacy achievements and to support children who come from backgrounds where home works may not be done and support may not be a natural occurrence. Another focus in our SDP is Pastoral Support, the Extended School Programmes have had a very positive impact in this area helping to develop children's confidence and social skills. The positive playgrounds, breakfast club and child support programmes were all highly commended by the ETI.*

**Knocknagoney PS, Belfast**

*The Extended Schools Programme has impacted significantly on the SDP throughout the 'School' Action Plans and within the Cluster group. Pupils, parents and the local community have benefitted from the ES programme i.e. Metafit, Pilates, funding for the Prince's Trust, the Cooking club, Homework club, additional English classes for EAL families and the local community and workshops for Year 12 and Year 9. The ES programme has promoted fitness, health & wellbeing, provided EAL support and provided career guidance to Post 16 pupils.*

**St Joseph's College, Coleraine**

#### 2. Clustering helps schools to build relationships, share practice and provide additional support to pupils, family and community.

##### EVIDENCE

- Many clusters are engaging with statutory and voluntary organisations to deliver co-ordinated programmes and services to meet emerging needs in the community.
- Schools have reported that working with other schools has improved relationships and has led to partnership working in other programmes such the Shared Education Programme.

##### ANNUAL REPORT STATEMENTS

*We have strong links with Carr's Glen PS both through Peaceplayers and a really well established **Shared education programme**. Girls' Model School allow us to use their athletics track and they invite us to productions and sports events within the school.*

**Our Lady's PS, Belfast**

*Our Extended Schools Cluster Group is with our Shared Education Partner. This extends further the friendships already made through Shared Education.*

**Ballyhackett Cluster**

*The Cluster has used the following external facilitators to maximise access to beneficial services and activities; Barnardo's; Colin Neighbourhood Partnership; Renaissance Learning; South Eastern Trust; Ardmore House Special School; Lagan Valley Education Project and Belfast Football Management Company.*

**TACT Cluster, Colin area**

*Improved links between Home School Liaison worker and the statutory agencies including SS; CP and EWO. Links to the Ballymoney Locality group and CYPSP have been further developed through the Extended Schools programme. The school also works closely with Eye4Education to deliver a Year 12 interview skills day. Breakfast club in BHS is supported by various local businesses and the Ballymoney Foodbank to ensure no child starts their day hungry.*

**Ballymoney Cluster**

*Parental Engagement has continued across all schools. Family support services are working to address the best ways to engage our most vulnerable families in line with strengthening families' initiatives.*

**Triax 2 Cluster**

*Parental involvement in STEM programme (42 parents) which was very well attended provides an opportunity for parents to become more involved in their children's education. Internet safety for parents (41 parents) was an opportunity for them to learn more about the cyber world of our children and understand more about online safety. (Better included within parental involvement statement?)*

**Bessbrook and Area Cluster**

### **3. Improves the Learning Environment.**

#### **EVIDENCE**

- Schools provided evidence of how an investment in physical resources has benefited learning for pupils and parents.

#### **ANNUAL REPORT STATEMENTS**

*Not all children have access to ICT equipment at home, tablet, PC, BeeBot, FlipCam, IWB, Wi-Fi etc. therefore the ICT provide this opportunity for those that don't. Children learn how to use ICT and transfer these skills.*

**St Brigid's PS, Omagh**

*Cluster participation has enabled us to purchase more books for Accelerated Reader in order to expand our Accelerated Reader libraries.*

**Kircubbin Integrated PS**

*The Extended Schools allows pupils through our clubs to access computers/l-pads making everyone equal.*

**Jones Memorial PS, Fermanagh**



## 7.4 Benefits/Outcomes for Communities

*1. Schools recognise the importance of involving the community in the life of the school and the positive impact this has on pupils.*

### EVIDENCE

- Annual Reports contain examples of schools and clusters working in partnership with community groups to contribute to meeting community priorities. These include Neighbourhood Renewal priorities.

### ANNUAL REPORT STATEMENTS

*Our School works closely with the local neighbourhood renewal group with our school principal attending month meetings and looking to see where and how our school can support the wider local community. In September 2018 our P6 year group teamed up with members of the local community including local church leaders, youth workers and the Millisle Regeneration Group to perform a large scale beach clean-up. The day saw 28 pupils alongside staff and parent volunteers engage in a shared educational experience that has tangible benefits for the local community.*

**Millisle PS**

*Our Primary and Nursery in particular work closely with the Outer West Sure Start programme. We have also developed strong links with the West Belfast Partnership Board. Through our extended schools programmes we have developed links with a number of local G.A.A. clubs. Our healthy eating programme has enabled us to develop links with the Belfast City Council.*

**CBS Cluster Belfast**

*We are in our 8th year of partnership with the EA Southern Region Youth Service. This partnership and the activities it provides, are highly valued by the local community. The positive impact of this partnership has had many additional benefits for school including Science, Art and Dance workshops*

**IMES Lurgan Cluster**

*Our cluster schools are part of Neighbourhood Renewal group where collaboration and dissemination of good practice can be utilised where applicable. Strong links between cluster schools and Barnardo's Agency have been developed consistently over the past few years.*

**Brownlow Area Cluster**

*The NAMES principals attend the Education subgroup of the Neighbourhood Renewal Partnership meetings. These meetings are an opportunity for everyone to share information and support the work of both school and community. The programme enables schools to work with a wide range of outside agencies including Health*

**NAMES Cluster**

*2. The school can be the hub of the community. A resource for the community as well as a delivery point for programmes and services for the community.*

### EVIDENCE

- There has been a gradual but steady rise in the number of services such as family support, speech and language and mental health support being delivered. In many cases the schools and providers agree that the school is best placed to provide services directly to pupils e.g. Speech and Language.

### ANNUAL REPORT STATEMENTS

*The early start programme coupled with our topic bags and language folders have helped to overcome barriers especially for those children with English as a second language and our children with very poor speech and language difficulties.*

**Stanhope St NS**

*Cluster collaboration is high. Parents from all the cluster schools are invited and attend and give mutual support to each other under the guidance of a highly trained practitioner and Family therapist. This is vital to building positive community relationships and strengthening community networks Our Family worker has assisted several families with children who have SEN and vulnerable parents in accessing support; statutory benefits; Community Healthcare; GP care; Speech and Language support; Family Mediation as well as direct modelling of challenging behaviour management.*

**Upper Springfield Cluster**

*The couch to 5 k programme is overwhelming popular and in high demand to run more times throughout the year. Our Extended Schools programme maximises access to services and activities for pupils parents and wider community e.g. Youth provision, transport to events, community use of premises, evening use of schools)*

**Edmund Rice College, Newtownabbey**

## 8. SUMMARY OF RECOMMENDATIONS

Analysis of the 2018/19 Extended Schools Programme has provided the following recommendations aimed at further developing the programme from 2019/20 onwards:

### 8.1 Review of Extended Schools Programme

The ongoing review of the Extended Schools Programme should consider the following:

**(i) Maximise the potential of Extended Schools Clusters.**

Extended Schools Clusters provide an opportunity for schools to work together and in partnership with external organisations to meet the needs of pupils and their families. These needs are becoming increasingly complex and in some cases critical in nature. Schools working collectively to identify and prioritise these needs are in a much stronger position to access and deliver support through a partnership approach. Any new model of working for Extended Schools must recognise the importance of clustering and seek to maximise the potential of cluster working. The ETI Report on Effective Extended Schools Clusters (September 19) provides a more detailed assessment of current clusters as well as recommendations on how clusters should be developed. Consideration must also be given to how the necessary cluster development support can be provided by the Education Authority including the level of resources required to deliver this support.

**(ii) Move to a 3 year funding programme to facilitate better planning at school and community level**

The ES programme has been running for 13 years and many schools are now reliant on this funding to provide important services. The change in deprivation data for 2018/19 led to a significant turnover in schools in the programme. The removal of ES funding for the 68 exiting schools impacted negatively on the schools and also disrupted the clusters these schools previously participated in. This year to year vulnerability mitigates against strategic planning for schools and clusters.

The Department of Education should introduce a 3 year funding model whereby schools identified at the start of the cycle have some certainty that they will remain eligible to receive funding throughout the period. This would allow schools to plan in line with their school development planning processes and would also ensure clusters are able to provide intervention services and programmes with more certainty and less risk of short notice termination.

**(iii) Streamline and co-ordinate programmes and initiatives that target educational disadvantage**

Schools increasingly recognise the critical role that targeted intervention support plays in improving outcomes for pupils. The challenge of accessing funding and co-ordinating delivery of services through a range of programmes and initiatives, each with distinct accountability demands, is becoming an increasing burden for schools. Neighbourhood Renewal, Shared Education and Urban Villages are examples where there is some overlap with the Extended Schools Programme.

The new model for Extended Schools should ensure integration of Cross-Departmental and Inter-agency objectives that place schools in disadvantaged areas as key delivery points for pupils and families. The current model whereby “parenting” and “Irish Medium” strands have been integrated into the core programme provides the basis for such development.

## **8.2 Guidance and support for schools**

### **(i) A School Connected to its Community.**

This report highlights how many schools in the ES Programme work beyond their traditional remit to support families and the wider community to improve outcomes. There is currently little guidance provided to schools on how they can work more closely in the community. This will become more important if schools are to maximise the potential of Community Planning.

The Education Authority should provide guidance for Extended Schools on connecting with the community in an effective manner. The EA Youth Sector has extensive experience and knowledge of community engagement and should be approached to provide an input to this guidance.

### **(ii) School Development Planning**

Over the lifespan of the programme Extended Schools have moved to the point where the vast majority of schools integrate ES programmes into the Schools Development process. Embedding of the aims of Extended Schools in School Development Plans should be explicit rather than implied or assumed. This message should be communicated to schools to ensure clarity.

### **(iii) Sharing Good Practice**

The Education Authority continues to promote good practice. In 2019/20 (and beyond) this will focus on the following areas of the Extended Schools Programme:

- **Clusters**

As well as the analysis of the 2018/19 programme, the Education Authority will use the conclusions and recommendations of the ETI Effective Clustering Report to identify and promote examples of good practice.

- **Parents**

The Education Authority should document and publish successful strategies for engaging parents. The innovative work of the EA Parenting Co-ordinator in the Belfast area should inform this work.

## APPENDIX A – ALLOCATION OF EXTENDED SCHOOLS FUNDING 2018/19

2 schools confirmed as closing during 2018-19	Overall Total due to Eligible ES 2018-19	<b>£8,242,659</b>
1 existing ES involved in formation of new school during 2018-19		
38 New Schools 2018-19 (not included in initial allocation pending confirmation of participation)		
1 previously Buffer schools (2017-18) fully eligible 2018-19		
2 previously Exiting schools (2017-18) re-entering 2018-19 programme		
25 schools fall into Buffer Zone 2018-19	Plus Total buffer schools	<b>£246,119</b>
63 Exiting Schools 2018-19	Plus Total exiting schools	<b>£187,767</b>
31 Clusters participating in the Enhancing the Use of the Irish Language programme	Plus Total Irish Language strand	<b>£276k</b>
School has turned down funding in previous years but has indicated that it wishes to participate in 2018-19.	Plus Administration costs	<b>£200k</b>
VGS/GMI Schools		
	<b>Initial 2018-19 ES Allocation (rounded)</b>	<b>£9,153k</b>

## APPENDIX A – ALLOCATION OF EXTENDED SCHOOLS FUNDING 2018/19

DE Ref.	School eligible for ES funding 2018-19	Local Government District	Core Amount	15% Clustering	15% Parenting Strand	Total ES Entitlement 2018-19
1010063	CURRIE PRIMARY SCHOOL	BELFAST	£12,716	£1,907	£1,907	£16,530
1010146	EUSTON STREET PRIMARY SCHOOL	BELFAST	£18,213	£2,732	£2,732	£23,677
1010205	FORTH RIVER PRIMARY SCHOOL	BELFAST	£14,031	£2,105	£2,105	£18,241
1010221	SPRINGFIELD PRIMARY SCHOOL	BELFAST	£12,766	£1,915	£1,915	£16,596
1010232	HARDING MEMORIAL PRIMARY SCHOOL	BELFAST	£14,402	£2,160	£2,160	£18,722
1010255	ELMGROVE PRIMARY SCHOOL	BELFAST	£21,957	£3,294	£3,294	£28,545
1010266	SEAVIEW PRIMARY SCHOOL, BELFAST	BELFAST	£19,647	£2,947	£2,947	£25,541
1010267	NETTLEFIELD PRIMARY SCHOOL	BELFAST	£18,348	£2,752	£2,752	£23,852
1010282	CARR'S GLEN PRIMARY SCHOOL	BELFAST	£18,938	£2,841	£2,841	£24,620
1010301	TAUGHMONAGH PRIMARY SCHOOL	BELFAST	£15,819	£2,373	£2,373	£20,565
1010307	SPRINGHILL PRIMARY SCHOOL	BELFAST	£11,602	£1,740	£1,740	£15,082
1010323	EDENBROOKE PRIMARY SCHOOL	BELFAST	£17,521	£2,628	£2,628	£22,777
1010325	LIGONIEL PRIMARY SCHOOL	BELFAST	£12,968	£1,945	£1,945	£16,858
1013018	KNOCKNAGONEY PRIMARY SCHOOL	BELFAST	£16,526	£2,479	£2,479	£21,484
1016059	BLACKMOUNTAIN PRIMARY SCHOOL	BELFAST	£12,564	£1,885	£1,885	£16,334
1016060	DONEGALL ROAD PRIMARY SCHOOL	BELFAST	£15,717	£2,358	£2,358	£20,433
1016076	BALLYSILLAN PRIMARY SCHOOL	BELFAST	£13,424	£2,014	£2,014	£17,452
1016205	FANE STREET PRIMARY SCHOOL	BELFAST	£15,886	£2,383	£2,383	£20,652
1016207	BLYTHEFIELD PRIMARY SCHOOL	BELFAST	£9,579	£1,437	£1,437	£12,453
1016242	DUNDELA INFANTS SCHOOL	BELFAST	£17,134	£2,570	£2,570	£22,274
1016485	GLENWOOD PRIMARY SCHOOL	BELFAST	£20,622	£3,093	£3,093	£26,808
1016498	MALVERN PRIMARY SCHOOL	BELFAST	£9,224	£1,384	£1,384	£11,992
1016499	BOTANIC PRIMARY SCHOOL	BELFAST	£14,470	£2,170	£2,170	£18,810
1016532	WHEATFIELD PRIMARY SCHOOL	BELFAST	£11,400	£1,710	£1,710	£14,820
1016537	LOWWOOD PRIMARY SCHOOL	BELFAST	£15,312	£2,297	£2,297	£19,906
1016604	HARMONY PRIMARY SCHOOL, BELFAST	BELFAST	£15,852	£2,378	£2,378	£20,608
1016647	BUNSCOIL MHIC REACHTAIN	BELFAST	£8,702	£1,305	£1,305	£11,312

**APPENDIX A – ALLOCATION OF EXTENDED SCHOOLS FUNDING 2018/19**

<b>DE Ref.</b>	<b>School eligible for ES funding 2018-19</b>	<b>Local Government District</b>	<b>Core Amount</b>	<b>15% Clustering</b>	<b>15% Parenting Strand</b>	<b>Total ES Entitlement 2018-19</b>
1016655	VICTORIA PARK PRIMARY SCHOOL	BELFAST	£18,905	£2,836	£2,836	<b>£24,577</b>
1030194	HOLY CROSS BOYS' PRIMARY SCHOOL, BELFAST	BELFAST	£19,427	£2,914	£2,914	<b>£25,255</b>
1030326	OUR LADY'S GIRLS' PRIMARY SCHOOL, BELFAST	BELFAST	£18,550	£2,783	£2,783	<b>£24,116</b>
1030327	HOLY ROSARY PRIMARY SCHOOL	BELFAST	£20,460	£3,069	£3,069	<b>£26,598</b>
1030331	HOLY CROSS GIRLS' PRIMARY SCHOOL, BELFAST	BELFAST	£13,626	£2,044	£2,044	<b>£17,714</b>
1036041	MERCY PRIMARY SCHOOL	BELFAST	£14,874	£2,231	£2,231	<b>£19,336</b>
1036042	ST VINCENT DE PAUL PRIMARY SCHOOL	BELFAST	£16,763	£2,514	£2,514	<b>£21,791</b>
1036048	ST MARY'S STAR OF THE SEA PRIMARY SCHOOL	BELFAST	£11,198	£1,680	£1,680	<b>£14,558</b>
1036388	ST MARY'S PRIMARY SCHOOL, DIVIS ST	BELFAST	£10,287	£1,543	£1,543	<b>£13,373</b>
1036466	ST MALACHY'S PRIMARY SCHOOL, BELFAST	BELFAST	£18,567	£2,785	£2,785	<b>£24,137</b>
1036471	SACRED HEART PRIMARY SCHOOL, BELFAST	BELFAST	£12,109	£1,816	£1,816	<b>£15,741</b>
1036505	ST MATTHEW'S PRIMARY SCHOOL, BELFAST	BELFAST	£17,673	£2,651	£2,651	<b>£22,975</b>
1036565	ST KEVIN'S PRIMARY SCHOOL	BELFAST	£21,383	£3,207	£3,207	<b>£27,797</b>
1036566	HOLY FAMILY PRIMARY SCHOOL, BELFAST	BELFAST	£20,217	£3,033	£3,033	<b>£26,283</b>
1036576	HOLY CHILD PRIMARY SCHOOL, BELFAST	BELFAST	£21,491	£3,224	£3,224	<b>£27,939</b>
1036589	ST TERESA'S PRIMARY SCHOOL, BELFAST	BELFAST	£20,743	£3,111	£3,111	<b>£26,965</b>
1036602	ST OLIVER PLUNKETT PRIMARY SCHOOL, BELFAST	BELFAST	£21,930	£3,290	£3,290	<b>£28,510</b>
1036620	ST PETER'S PRIMARY SCHOOL, BELFAST	BELFAST	£17,741	£2,661	£2,661	<b>£23,063</b>
1036621	ST JOSEPH'S PRIMARY SCHOOL, SLATE STREET	BELFAST	£15,919	£2,388	£2,388	<b>£20,695</b>
1036623	HOLY TRINITY PRIMARY SCHOOL, BELFAST	BELFAST	£21,828	£3,274	£3,274	<b>£28,376</b>
1036624	ST PAUL'S PRIMARY SCHOOL, BELFAST	BELFAST	£18,719	£2,808	£2,808	<b>£24,335</b>

**APPENDIX A – ALLOCATION OF EXTENDED SCHOOLS FUNDING 2018/19**

<b>DE Ref.</b>	<b>School eligible for ES funding 2018-19</b>	<b>Local Government District</b>	<b>Core Amount</b>	<b>15% Clustering</b>	<b>15% Parenting Strand</b>	<b>Total ES Entitlement 2018-19</b>
1036630	ST CLARE'S PRIMARY SCHOOL, BELFAST	BELFAST	£19,785	£2,968	£2,968	<b>£25,721</b>
1036688	ST JOHN THE BAPTIST PRIMARY SCHOOL, BELFAST	BELFAST	£18,803	£2,820	£2,820	<b>£24,443</b>
1036697	JOHN PAUL II PRIMARY SCHOOL	BELFAST	£17,033	£2,555	£2,555	<b>£22,143</b>
1036698	ST PATRICK'S PRIMARY SCHOOL, CHURCHILL ST	BELFAST	£20,608	£3,091	£3,091	<b>£26,790</b>
1046501	BUNSCOIL PHOBAL FEIRSTE	BELFAST	£18,128	£2,719	£2,719	<b>£23,566</b>
1046571	GAELSCOIL NA BHFAL	BELFAST	£13,676	£2,051	£2,051	<b>£17,778</b>
1046593	BUNSCOIL AN TSLEIBHE DHUIBH	BELFAST	£13,828	£2,074	£2,074	<b>£17,976</b>
1046596	BUNSCOIL BHEANN MHADAGAIN	BELFAST	£11,957	£1,793	£1,793	<b>£15,543</b>
1046641	SCOIL AN DROICHID	BELFAST	£12,664	£1,900	£1,900	<b>£16,464</b>
1046671	GAELSCOIL NA MONA	BELFAST	£10,438	£1,566	£1,566	<b>£13,570</b>
1046672	GAELSCOIL AN LONNAIN	BELFAST	£6,206	£931	£931	<b>£8,068</b>
1056483	CLIFTONVILLE INTEGRATED PRIMARY SCHOOL	BELFAST	£18,230	£2,734	£2,734	<b>£23,698</b>
1066531	HAZELWOOD PRIMARY SCHOOL	BELFAST	£19,866	£2,980	£2,980	<b>£25,826</b>
1066580	CRANMORE INTEGRATED PRIMARY SCHOOL	BELFAST	£14,840	£2,226	£2,226	<b>£19,292</b>
1110001	ARELLIAN NURSERY SCHOOL	BELFAST	£5,531	£830	£830	<b>£7,191</b>
1110002	MCARTHUR NURSERY SCHOOL	BELFAST	£5,531	£830	£830	<b>£7,191</b>
1110003	EDENDERRY NURSERY SCHOOL, BELFAST	BELFAST	£5,531	£830	£830	<b>£7,191</b>
1110007	GLENBANK NURSERY SCHOOL	BELFAST	£3,777	£567	£567	<b>£4,911</b>
1110025	TUDOR LODGE NURSERY SCHOOL	BELFAST	£5,531	£830	£830	<b>£7,191</b>
1110036	NEW LODGE NURSERY SCHOOL	BELFAST	£5,531	£830	£830	<b>£7,191</b>
1110038	SHAFTESBURY NURSERY SCHOOL	BELFAST	£5,531	£830	£830	<b>£7,191</b>
1116011	VICTORIA NURSERY SCHOOL	BELFAST	£3,777	£567	£567	<b>£4,911</b>
1116155	HOPE NURSERY SCHOOL	BELFAST	£5,531	£830	£830	<b>£7,191</b>
1116157	STANHOPE STREET NURSERY SCHOOL	BELFAST	£5,531	£830	£830	<b>£7,191</b>
1116158	RAVENS CROFT NURSERY SCHOOL	BELFAST	£5,531	£830	£830	<b>£7,191</b>
1116159	OLDPARK NURSERY SCHOOL	BELFAST	£5,531	£830	£830	<b>£7,191</b>



**APPENDIX A – ALLOCATION OF EXTENDED SCHOOLS FUNDING 2018/19**

<b>DE Ref.</b>	<b>School eligible for ES funding 2018-19</b>	<b>Local Government District</b>	<b>Core Amount</b>	<b>15% Clustering</b>	<b>15% Parenting Strand</b>	<b>Total ES Entitlement 2018-19</b>
1116160	SANDBROOK NURSERY SCHOOL	BELFAST	£5,531	£830	£830	<b>£7,191</b>
1136106	ST MARTIN'S NURSERY SCHOOL	BELFAST	£5,531	£830	£830	<b>£7,191</b>
1136228	ST BERNADETTE'S NURSERY SCHOOL	BELFAST	£5,531	£830	£830	<b>£7,191</b>
1136251	OUR LADY'S NURSERY SCHOOL	BELFAST	£5,531	£830	£830	<b>£7,191</b>
1136314	ST TERESA'S NURSERY SCHOOL	BELFAST	£5,531	£830	£830	<b>£7,191</b>
1136316	HOLY CHILD NURSERY SCHOOL	BELFAST	£5,531	£830	£830	<b>£7,191</b>
1136340	ST PETER'S NURSERY SCHOOL	BELFAST	£5,531	£830	£830	<b>£7,191</b>
1136349	MATT TALBOT NURSERY SCHOOL	BELFAST	£5,531	£830	£830	<b>£7,191</b>
1136353	ST MARIA GORETTI NURSERY SCHOOL	BELFAST	£5,531	£830	£830	<b>£7,191</b>
1136360	HOLY CROSS NURSERY SCHOOL	BELFAST	£5,531	£830	£830	<b>£7,191</b>
1136383	ST OLIVER PLUNKETT NURSERY SCHOOL	BELFAST	£5,531	£830	£830	<b>£7,191</b>
1136603	THE CATHEDRAL NURSERY SCHOOL	BELFAST	£5,531	£830	£830	<b>£7,191</b>
1210014	ASHFIELD GIRLS' HIGH SCHOOL	BELFAST	£22,031	£3,305	£3,305	<b>£28,641</b>
1210015	ASHFIELD BOYS' HIGH SCHOOL	BELFAST	£22,362	£3,354	£3,354	<b>£29,070</b>
1210021	BELFAST MODEL SCHOOL FOR GIRLS	BELFAST	£23,751	£3,563	£3,563	<b>£30,877</b>
1210022	BELFAST BOYS' MODEL SCHOOL	BELFAST	£24,095	£3,614	£3,614	<b>£31,323</b>
1230053	ST LOUISE'S COMPREHENSIVE COLLEGE	BELFAST	£27,049	£4,057	£4,057	<b>£35,163</b>
1230104	MERCY COLLEGE BELFAST	BELFAST	£19,731	£2,960	£2,960	<b>£25,651</b>
1230130	ST ROSE'S DOMINICAN COLLEGE (due to amalgamate 19/20 year with CBS and Corpus Christi)	BELFAST	£15,279	£2,292	£2,292	<b>£19,863</b>
1230146	CHRISTIAN BROTHERS SCHOOL, BELFAST (due to amalgamate 19/20 year with St Rose's and Corpus Christi)	BELFAST	£20,743	£3,111	£3,111	<b>£26,965</b>
1230155	ST GENEVIEVE'S HIGH SCHOOL	BELFAST	£24,264	£3,640	£3,640	<b>£31,544</b>
1230182	DE LA SALLE COLLEGE	BELFAST	£23,832	£3,575	£3,575	<b>£30,982</b>
1230262	CORPUS CHRISTI COLLEGE (due to amalgamate 19/20 year with St Rose's and CBS)	BELFAST	£14,942	£2,241	£2,241	<b>£19,424</b>

**APPENDIX A – ALLOCATION OF EXTENDED SCHOOLS FUNDING 2018/19**

<b>DE Ref.</b>	<b>School eligible for ES funding 2018-19</b>	<b>Local Government District</b>	<b>Core Amount</b>	<b>15% Clustering</b>	<b>15% Parenting Strand</b>	<b>Total ES Entitlement 2018-19</b>
1230275	ST JOSEPH'S COLLEGE, BELFAST	BELFAST	£21,809	£3,271	£3,271	£28,351
1230321	BLESSED TRINITY COLLEGE	BELFAST	£25,943	£3,891	£3,891	£33,725
1240291	COLAISTE FEIRSTE	BELFAST	£21,761	£3,264	£3,264	£28,289
1260269	HAZELWOOD COLLEGE	BELFAST	£23,805	£3,571	£3,571	£30,947
1260294	MALONE INTEGRATED COLLEGE	BELFAST	£20,203	£3,030	£3,030	£26,263
1310003	CEDAR LODGE SPECIAL SCHOOL	BELFAST	£15,212	£2,282	£2,282	£19,776
1310012	FLEMING FULTON SPECIAL SCHOOL	BELFAST	£9,073	£1,361	£1,361	£11,795
1310014	HARBERTON SPECIAL SCHOOL	BELFAST	£16,122	£2,418	£2,418	£20,958
1310016	MITCHELL HOUSE SPECIAL SCHOOL	BELFAST	£7,150	£1,073	£1,073	£9,296
1310017	GREENWOOD HOUSE ASSESSMENT CENTRE	BELFAST	£6,813	£1,022	£1,022	£8,857
1316500	PARK EDUCATION RESOURCE CENTRE	BELFAST	£8,567	£1,285	£1,285	£11,137
1316569	GLENVEAGH SPECIAL SCHOOL	BELFAST	£13,626	£2,044	£2,044	£17,714
1316582	OAKWOOD SCHOOL AND ASSESSMENT CENTRE	BELFAST	£9,276	£1,391	£1,391	£12,058
1316584	CLARAWOOD SPECIAL SCHOOL	BELFAST	£3,980	£597	£597	£5,174
1336548	ST GERARD'S EDUCATION RESOURCE CENTRE	BELFAST	£16,089	£2,413	£2,413	£20,915
1420021	ST MARY'S CHRISTIAN BROTHERS' GRAMMAR, BELFAST	BELFAST	£25,228	£3,784	£3,784	£32,796
1420029	ST DOMINIC'S HIGH SCHOOL, BELFAST	BELFAST	£24,197	£3,629	£3,629	£31,455
2010380	LONDONDERRY MODEL PRIMARY SCHOOL	DERRY CITY AND STRABANE	£16,898	£2,535	£2,535	£21,968
2011789	MOAT PRIMARY SCHOOL	FERMANAGH AND OMAGH	£9,680	£1,452	£1,452	£12,584
2011860	BELLEEK PRIMARY SCHOOL	FERMANAGH AND OMAGH	£3,777	£567	£567	£4,911
2011873	AGHADRUMSEE PRIMARY SCHOOL	FERMANAGH AND OMAGH	£4,992	£749	£749	£6,490
2011879	NEWTOWNBUTLER PRIMARY SCHOOL	FERMANAGH AND OMAGH	£5,127	£769	£769	£6,665
2012087	BELLARENA PRIMARY SCHOOL	CAUSEWAY COAST AND GLENS	£3,643	£546	£546	£4,735
2012095	BALLOUGRY PRIMARY SCHOOL	DERRY CITY AND STRABANE	£7,353	£1,103	£1,103	£9,559
2012261	NEWBUILDINGS PRIMARY SCHOOL	DERRY CITY AND STRABANE	£14,166	£2,125	£2,125	£18,416

## APPENDIX A – ALLOCATION OF EXTENDED SCHOOLS FUNDING 2018/19

DE Ref.	School eligible for ES funding 2018-19	Local Government District	Core Amount	15% Clustering	15% Parenting Strand	Total ES Entitlement 2018-19
2012298	BALLYKELLY PRIMARY SCHOOL	CAUSEWAY COAST AND GLENS	£17,573	£2,636	£2,636	£22,845
2012617	ERGANAGH PRIMARY SCHOOL	DERRY CITY AND STRABANE	£4,452	£668	£668	£5,788
2012638	EDWARDS PRIMARY SCHOOL	DERRY CITY AND STRABANE	£15,009	£2,251	£2,251	£19,511
2012671	LANGFIELD PRIMARY SCHOOL	FERMANAGH AND OMAGH	£3,508	£526	£526	£4,560
2012708	STRABANE CONTROLLED PRIMARY SCHOOL	DERRY CITY AND STRABANE	£16,324	£2,449	£2,449	£21,222
2012711	DONEMANA PRIMARY SCHOOL	DERRY CITY AND STRABANE	£8,921	£1,338	£1,338	£11,597
2016003	JONES MEMORIAL PRIMARY SCHOOL	FERMANAGH AND OMAGH	£12,968	£1,945	£1,945	£16,858
2016071	GREENHAW PRIMARY SCHOOL	DERRY CITY AND STRABANE	£17,521	£2,628	£2,628	£22,777
2016124	ASHLEA PRIMARY	DERRY CITY AND STRABANE	£7,960	£1,194	£1,194	£10,348
2016151	IRVINESTOWN PRIMARY SCHOOL	FERMANAGH AND OMAGH	£11,906	£1,786	£1,786	£15,478
2016184	LACK PRIMARY SCHOOL	FERMANAGH AND OMAGH	£5,936	£890	£890	£7,716
2016203	LISNAGELVIN PRIMARY SCHOOL	DERRY CITY AND STRABANE	£21,343	£3,201	£3,201	£27,745
2016262	NEWTOWNSTEWART MODEL PRIMARY SCHOOL	DERRY CITY AND STRABANE	£6,003	£901	£901	£7,805
2016372	CUMBER CLAUDY PRIMARY SCHOOL	DERRY CITY AND STRABANE	£10,843	£1,626	£1,626	£14,095
2016426	LIMAVADY CENTRAL PRIMARY SCHOOL	CAUSEWAY COAST AND GLENS	£19,157	£2,874	£2,874	£24,905
2016442	SION MILLS PRIMARY SCHOOL	DERRY CITY AND STRABANE	£15,919	£2,388	£2,388	£20,695
2016564	FOUNTAIN PRIMARY SCHOOL	DERRY CITY AND STRABANE	£8,972	£1,346	£1,346	£11,664
2016656	DRUMRANE PRIMARY SCHOOL	CAUSEWAY COAST AND GLENS	£10,945	£1,642	£1,642	£14,229
2016701	ARDSTRAW JUBILEE PRIMARY SCHOOL	DERRY CITY AND STRABANE	£7,622	£1,143	£1,143	£9,908
2030364	ROSEMOUNT PRIMARY SCHOOL	DERRY CITY AND STRABANE	£18,180	£2,727	£2,727	£23,634
2030373	NAZARETH HOUSE PRIMARY SCHOOL	DERRY CITY AND STRABANE	£15,717	£2,358	£2,358	£20,433
2030381	HOLY CHILD PRIMARY SCHOOL, LONDONDERRY	DERRY CITY AND STRABANE	£15,515	£2,327	£2,327	£20,169
2031868	ST TIERNEY'S PRIMARY SCHOOL, ROSLEA	FERMANAGH AND OMAGH	£9,326	£1,399	£1,399	£12,124
2031869	ST MARY'S PRIMARY SCHOOL, NEWTOWNBUTLER	FERMANAGH AND OMAGH	£12,867	£1,930	£1,930	£16,727
2031887	ST JOHN THE BAPTIST PRIMARY	FERMANAGH AND OMAGH	£5,059	£759	£759	£6,577

**APPENDIX A – ALLOCATION OF EXTENDED SCHOOLS FUNDING 2018/19**

DE Ref.	School eligible for ES funding 2018-19	Local Government District	Core Amount	15% Clustering	15% Parenting Strand	Total ES Entitlement 2018-19
	<b>SCHOOL, ENNISKILLEN</b>					
2031898	ST PAUL'S PRIMARY SCHOOL, IRVINESTOWN	FERMANAGH AND OMAGH	£15,042	£2,256	£2,256	<b>£19,554</b>
2031901	ST RONAN'S PRIMARY SCHOOL, LISNASKEA	FERMANAGH AND OMAGH	£18,618	£2,793	£2,793	<b>£24,204</b>
2032212	GLENDERMOTT PRIMARY SCHOOL	DERRY CITY AND STRABANE	£11,502	£1,725	£1,725	<b>£14,952</b>
2032263	ST CANICE'S PRIMARY SCHOOL, FEENY	CAUSEWAY COAST AND GLENS	£9,376	£1,406	£1,406	<b>£12,188</b>
2032294	ST MARY'S PRIMARY SCHOOL, ALTINURE	DERRY CITY AND STRABANE	£11,855	£1,778	£1,778	<b>£15,411</b>
2032300	LISTRESS PRIMARY SCHOOL (amalgamation with Mullabuoy PS envisaged during 19/20 year)	DERRY CITY AND STRABANE	£3,305	£496	£496	<b>£4,297</b>
2032473	MAGHERALOUGH PRIMARY SCHOOL (new school in 2018/19-confirmed as closing wef 31 Aug 2018 -confirmed that school wishes to avail of partial funding up until end June)	FERMANAGH AND OMAGH	£809			<b>£809</b>
2032662	ST BRIGID'S PRIMARY SCHOOL, MOUNTFIELD	FERMANAGH AND OMAGH	£4,992	£749	£749	<b>£6,490</b>
2032676	<b>ST PATRICK'S PRIMARY SCHOOL, GORTIN</b>	<b>FERMANAGH AND OMAGH</b>	<b>£7,420</b>	<b>£1,113</b>	<b>£1,113</b>	<b>£9,646</b>
2032682	ST EUGENE'S PRIMARY SCHOOL, VICTORIA BRIDGE	DERRY CITY AND STRABANE	£5,666	£850	£850	<b>£7,366</b>
2032684	ST LAWRENCE'S PRIMARY SCHOOL	FERMANAGH AND OMAGH	£16,089	£2,413	£2,413	<b>£20,915</b>
2032694	ST CAIREALL'S PRIMARY SCHOOL	DERRY CITY AND STRABANE	£8,364	£1,255	£1,255	<b>£10,874</b>
2032722	ALTISHANE PRIMARY SCHOOL (potentially amalgamating with Loughash, St Patrick's Donemana and St Joseph's Glenmornan 2019/20 year -decision on DP awaited)	DERRY CITY AND STRABANE	£2,766	£415	£415	<b>£3,596</b>
2032724	LOUGHASH PRIMARY SCHOOL (potentially amalgamating with Altishane, St Patrick's Donemana and St Joseph's Glenmornan	DERRY CITY AND STRABANE	£4,452	£668	£668	<b>£5,788</b>

## APPENDIX A – ALLOCATION OF EXTENDED SCHOOLS FUNDING 2018/19

DE Ref.	School eligible for ES funding 2018-19	Local Government District	Core Amount	15% Clustering	15% Parenting Strand	Total ES Entitlement 2018-19
	2019/20 year -decision on DP awaited)					
2032730	ST COLUMBA'S PRIMARY SCHOOL, CLADY	DERRY CITY AND STRABANE	£10,388	£1,558	£1,558	<b>£13,504</b>
2033706	FAUGHANVALE PRIMARY SCHOOL	CAUSEWAY COAST AND GLENS	£12,564	£1,885	£1,885	<b>£16,334</b>
2033707	MULLABUOY PRIMARY SCHOOL (amalgamation with Listress PS envisaged during 19/20 year)	DERRY CITY AND STRABANE	£7,285	£1,093	£1,093	<b>£9,471</b>
2036008	ST PATRICK'S PRIMARY SCHOOL, NEWTOWNSTEWART	DERRY CITY AND STRABANE	£9,933	£1,490	£1,490	<b>£12,913</b>
2036032	ST JOHN'S PRIMARY SCHOOL, BLIGH'S LANE	DERRY CITY AND STRABANE	£21,053	£3,158	£3,158	<b>£27,369</b>
2036069	ST ANNE'S PRIMARY SCHOOL, DERRY	DERRY CITY AND STRABANE	£20,837	£3,126	£3,126	<b>£27,089</b>
2036070	ST JOSEPH'S PRIMARY SCHOOL, EDERNEY	FERMANAGH AND OMAGH	£11,502	£1,725	£1,725	<b>£14,952</b>
2036084	STEELSTOWN PRIMARY SCHOOL	DERRY CITY AND STRABANE	£18,415	£2,762	£2,762	<b>£23,939</b>
2036085	ST PETER'S & ST PAUL'S PRIMARY SCHOOL	CAUSEWAY COAST AND GLENS	£4,654	£698	£698	<b>£6,050</b>
2036094	ST PATRICK'S PRIMARY SCHOOL, CASTLEDERG	DERRY CITY AND STRABANE	£17,488	£2,623	£2,623	<b>£22,734</b>
2036095	ST MARY'S PRIMARY SCHOOL, CLOUGHCOR	DERRY CITY AND STRABANE	£12,766	£1,915	£1,915	<b>£16,596</b>
2036105	ST MARTIN'S PRIMARY SCHOOL	FERMANAGH AND OMAGH	£8,297	£1,245	£1,245	<b>£10,787</b>
2036107	ST JOSEPH'S PRIMARY SCHOOL, LISNASKEA	FERMANAGH AND OMAGH	£8,567	£1,285	£1,285	<b>£11,137</b>
2036142	ST BRIGID'S PRIMARY SCHOOL, CARNHILL	DERRY CITY AND STRABANE	£18,618	£2,793	£2,793	<b>£24,204</b>
2036143	ST OLIVER PLUNKETT PRIMARY SCHOOL, STRATHFOYLE	DERRY CITY AND STRABANE	£14,537	£2,181	£2,181	<b>£18,899</b>
2036187	ST JOHN'S PRIMARY SCHOOL, DERNAFLAW	CAUSEWAY COAST AND GLENS	£11,045	£1,657	£1,657	<b>£14,359</b>
2036213	ST COLUMBAN'S PRIMARY SCHOOL, BELCOO	FERMANAGH AND OMAGH	£8,702	£1,305	£1,305	<b>£11,312</b>
2036227	ST PAUL'S PRIMARY SCHOOL, SLIEVEMORE	DERRY CITY AND STRABANE	£12,462	£1,869	£1,869	<b>£16,200</b>
2036258	ST DAVOG'S PRIMARY SCHOOL, BELLEEK	FERMANAGH AND OMAGH	£8,921	£1,338	£1,338	<b>£11,597</b>

**APPENDIX A – ALLOCATION OF EXTENDED SCHOOLS FUNDING 2018/19**

<b>DE Ref.</b>	<b>School eligible for ES funding 2018-19</b>	<b>Local Government District</b>	<b>Core Amount</b>	<b>15% Clustering</b>	<b>15% Parenting Strand</b>	<b>Total ES Entitlement 2018-19</b>
2036259	SACRED HEART PRIMARY SCHOOL, TRENCH ROAD	DERRY CITY AND STRABANE	£18,938	£2,841	£2,841	<b>£24,620</b>
2036387	ST PATRICK'S PRIMARY SCHOOL, DONEMANA (potentially amalgamating with Altishane, Loughash and St Joseph's Glenmornan 2019/20 year -decision on DP awaited)	DERRY CITY AND STRABANE	£4,317	£648	£648	<b>£5,613</b>
2036415	OUR LADY OF LOURDES PRIMARY SCHOOL, OMAGH	FERMANAGH AND OMAGH	£9,326	£1,399	£1,399	<b>£12,124</b>
2036449	CHRIST THE KING PRIMARY SCHOOL, OMAGH	FERMANAGH AND OMAGH	£14,368	£2,155	£2,155	<b>£18,678</b>
2036458	ST MARY'S PRIMARY SCHOOL, GORTNAGHEY	CAUSEWAY COAST AND GLENS	£6,746	£1,012	£1,012	<b>£8,770</b>
2036459	ST THERESA'S PRIMARY SCHOOL, GLEBE	DERRY CITY AND STRABANE	£9,022	£1,353	£1,353	<b>£11,728</b>
2036461	ST THERESE'S PRIMARY SCHOOL, LENAMORE	DERRY CITY AND STRABANE	£18,348	£2,752	£2,752	<b>£23,852</b>
2036465	CHAPEL ROAD PRIMARY SCHOOL	DERRY CITY AND STRABANE	£13,963	£2,094	£2,094	<b>£18,151</b>
2036472	HOLY FAMILY PRIMARY SCHOOL, BALLYMAGROARTY	DERRY CITY AND STRABANE	£20,716	£3,107	£3,107	<b>£26,930</b>
2036473	ST EITHNE'S PRIMARY SCHOOL, BALLYMAGROARTY	DERRY CITY AND STRABANE	£18,415	£2,762	£2,762	<b>£23,939</b>
2036475	LONGTOWER PRIMARY SCHOOL	DERRY CITY AND STRABANE	£16,493	£2,474	£2,474	<b>£21,441</b>
2036555	ST EUGENE'S PRIMARY SCHOOL, LONDONDERRY	DERRY CITY AND STRABANE	£11,653	£1,748	£1,748	<b>£15,149</b>
2036574	BUNSCOIL CHOLMCILLE	DERRY CITY AND STRABANE	£9,276	£1,391	£1,391	<b>£12,058</b>
2036581	ST PATRICK'S PRIMARY SCHOOL, PENNYBURN	DERRY CITY AND STRABANE	£23,279	£3,492	£3,492	<b>£30,263</b>
2036632	HOLY TRINITY PRIMARY SCHOOL, ENNISKILLEN	FERMANAGH AND OMAGH	£21,855	£3,278	£3,278	<b>£28,411</b>
2036659	ST MACARTAN'S PRIMARY SCHOOL, ROSLEA	FERMANAGH AND OMAGH	£9,629	£1,444	£1,444	<b>£12,517</b>
2036696	ST MARY'S PRIMARY SCHOOL, STRABANE	DERRY CITY AND STRABANE	£22,321	£3,348	£3,348	<b>£29,017</b>
2036703	ST CATHERINE'S PRIMARY SCHOOL	DERRY CITY AND STRABANE	£20,446	£3,067	£3,067	<b>£26,580</b>

## APPENDIX A – ALLOCATION OF EXTENDED SCHOOLS FUNDING 2018/19

DE Ref.	School eligible for ES funding 2018-19	Local Government District	Core Amount	15% Clustering	15% Parenting Strand	Total ES Entitlement 2018-19
2046638	GAELSCOIL UÍ DHOCHARTAIGH	DERRY CITY AND STRABANE	£12,564	£1,885	£1,885	£16,334
2046646	GAELSCOIL EADAIN MHOIR	DERRY CITY AND STRABANE	£11,906	£1,786	£1,786	£15,478
2046669	BUNSCOIL AN TRAONAIGH	FERMANAGH AND OMAGH	£5,194	£779	£779	£6,752
2046677	GAELSCOIL NA GCRANN	FERMANAGH AND OMAGH	£12,260	£1,839	£1,839	£15,938
2046687	GAELSCOIL NA DAROIGE	DERRY CITY AND STRABANE	£6,543	£981	£981	£8,505
2052035	GROARTY PRIMARY SCHOOL	DERRY CITY AND STRABANE	£4,519	£678	£678	£5,875
2066549	ENNISKILLEN INTEGRATED PRIMARY SCHOOL (NEW SCHOOL-ALSO GMI)	FERMANAGH AND OMAGH	£18,180	£2,727	£2,727	£23,634
2066665	ROE VALLEY INTEGRATED PRIMARY SCHOOL	CAUSEWAY COAST AND GLENS	£13,171	£1,976	£1,976	£17,123
2116023	THE ACADEMY NURSERY SCHOOL	DERRY CITY AND STRABANE	£5,599	£840	£840	£7,279
2116266	BLIGH'S LANE NURSERY SCHOOL	DERRY CITY AND STRABANE	£5,599	£840	£840	£7,279
2116267	CARNHILL NURSERY SCHOOL	DERRY CITY AND STRABANE	£5,531	£830	£830	£7,191
2116336	GALLIAGH NURSERY SCHOOL	DERRY CITY AND STRABANE	£5,666	£850	£850	£7,366
2116348	TRENCH ROAD NURSERY SCHOOL	DERRY CITY AND STRABANE	£5,599	£840	£840	£7,279
2210065	CASTLEDERG HIGH SCHOOL	DERRY CITY AND STRABANE	£18,820	£2,823	£2,823	£24,466
2210302	LIMAVADY HIGH SCHOOL	CAUSEWAY COAST AND GLENS	£22,368	£3,355	£3,355	£29,078
2210306	LISNEAL COLLEGE	DERRY CITY AND STRABANE	£21,390	£3,209	£3,209	£27,808
2230077	ST MARY'S LIMAVADY	CAUSEWAY COAST AND GLENS	£21,094	£3,164	£3,164	£27,422
2230081	ST MARY'S COLLEGE, LONDONDERRY	DERRY CITY AND STRABANE	£23,198	£3,480	£3,480	£30,158
2230085	ST MARY'S HIGH SCHOOL, BROLLAGH	FERMANAGH AND OMAGH	£7,757	£1,164	£1,164	£10,085
2230099	ST FANCHEA'S COLLEGE	FERMANAGH AND OMAGH	£17,505	£2,626	£2,626	£22,757
2230100	ST JOSEPH'S COLLEGE, ENNISKILLEN	FERMANAGH AND OMAGH	£15,144	£2,272	£2,272	£19,688
2230109	ST MARY'S COLLEGE, IRVINESTOWN	FERMANAGH AND OMAGH	£9,781	£1,467	£1,467	£12,715
2230122	ST PATRICK'S & ST BRIGID'S COLLEGE	DERRY CITY AND STRABANE	£20,217	£3,033	£3,033	£26,283
2230131	ST JOSEPH'S BOYS' SCHOOL	DERRY CITY AND STRABANE	£22,227	£3,334	£3,334	£28,895
2230138	DEAN MAGUIRC COLLEGE	FERMANAGH AND OMAGH	£20,460	£3,069	£3,069	£26,598

## APPENDIX A – ALLOCATION OF EXTENDED SCHOOLS FUNDING 2018/19

DE Ref.	School eligible for ES funding 2018-19	Local Government District	Core Amount	15% Clustering	15% Parenting Strand	Total ES Entitlement 2018-19
2230144	ST PATRICK'S COLLEGE, DUNGIVEN	CAUSEWAY COAST AND GLENS	£15,886	£2,383	£2,383	£20,652
2230148	ST JOHN'S BUSINESS AND ENTERPRISE COLLEGE	FERMANAGH AND OMAGH	£12,513	£1,877	£1,877	£16,267
2230188	ST CECILIA'S COLLEGE	DERRY CITY AND STRABANE	£22,746	£3,412	£3,412	£29,570
2230225	ST BRIGID'S COLLEGE, CARNHILL	DERRY CITY AND STRABANE	£21,782	£3,267	£3,267	£28,316
2230298	SACRED HEART COLLEGE, OMAGH	FERMANAGH AND OMAGH	£22,375	£3,356	£3,356	£29,087
2230301	HOLY CROSS COLLEGE	DERRY CITY AND STRABANE	£28,048	£4,207	£4,207	£36,462
2230322	ST KEVIN'S COLLEGE	FERMANAGH AND OMAGH	£21,343	£3,201	£3,201	£27,745
2260276	OAKGROVE INTEGRATED COLLEGE	DERRY CITY AND STRABANE	£22,389	£3,358	£3,358	£29,105
2260280	ERNE INTEGRATED COLLEGE (NEW SCHOOL -ALSO GMI)	FERMANAGH AND OMAGH	£18,735	£2,810	£2,810	£24,355
2316528	KNOCKAVOE SCHOOL & RESOURCE CENTRE	DERRY CITY AND STRABANE	£9,680	£1,452	£1,452	£12,584
2316661	ARVALEE SCHOOL AND RESOURCE CENTRE	FERMANAGH AND OMAGH	£10,895	£1,634	£1,634	£14,163
2316662	ROSSMAR SPECIAL SCHOOL	CAUSEWAY COAST AND GLENS	£9,983	£1,498	£1,498	£12,979
2316694	WILLOW BRIDGE SCHOOL	FERMANAGH AND OMAGH	£11,248	£1,687	£1,687	£14,622
2316695	ARDNASHEE SCHOOL & COLLEGE	DERRY CITY AND STRABANE	£17,521	£2,628	£2,628	£22,777
2410311	STRABANE ACADEMY	DERRY CITY AND STRABANE	£20,729	£3,109	£3,109	£26,947
2420054	ST COLUMB'S COLLEGE, LONDONDERRY	DERRY CITY AND STRABANE	£26,949	£4,042	£4,042	£35,033
3010466	LONGSTONE PRIMARY SCHOOL	MID AND EAST ANTRIM	£4,385	£658	£658	£5,701
3010726	DUNSEVERICK PRIMARY SCHOOL	CAUSEWAY COAST AND GLENS	£8,769	£1,315	£1,315	£11,399
3010781	HARRYVILLE PRIMARY SCHOOL	MID AND EAST ANTRIM	£11,602	£1,740	£1,740	£15,082
3010795	LANDHEAD PRIMARY SCHOOL	CAUSEWAY COAST AND GLENS	£6,138	£921	£921	£7,980
3010804	STRAIDBILLY PRIMARY SCHOOL	CAUSEWAY COAST AND GLENS	£8,972	£1,346	£1,346	£11,664
3010827	WHITEHOUSE PRIMARY SCHOOL	ANTRIM AND NEWTOWNABBEY	£19,893	£2,984	£2,984	£25,861
3010841	CARRICKFERGUS CENTRAL PRIMARY SCHOOL	MID AND EAST ANTRIM	£7,218	£1,083	£1,083	£9,384
3010842	THE WILLIAM PINKERTON	CAUSEWAY COAST AND GLENS	£8,921	£1,338	£1,338	£11,597



## APPENDIX A – ALLOCATION OF EXTENDED SCHOOLS FUNDING 2018/19

DE Ref.	School eligible for ES funding 2018-19	Local Government District	Core Amount	15% Clustering	15% Parenting Strand	Total ES Entitlement 2018-19
	MEMORIAL PRIMARY SCHOOL					
3010860	SUNNYLANDS PRIMARY SCHOOL	MID AND EAST ANTRIM	£13,121	£1,968	£1,968	<b>£17,057</b>
3010862	ABBOTS CROSS PRIMARY SCHOOL	ANTRIM AND NEWTOWNABBEY	£17,471	£2,621	£2,621	<b>£22,713</b>
3010870	MOYLE PRIMARY SCHOOL	MID AND EAST ANTRIM	£19,022	£2,853	£2,853	<b>£24,728</b>
3010873	BUSHMILLS PRIMARY SCHOOL	CAUSEWAY COAST AND GLENS	£9,883	£1,482	£1,482	<b>£12,847</b>
3010879	STRAIDHAVERN PRIMARY SCHOOL	ANTRIM AND NEWTOWNABBEY	£5,801	£870	£870	<b>£7,541</b>
3010883	LINN PRIMARY SCHOOL	MID AND EAST ANTRIM	£19,309	£2,896	£2,896	<b>£25,101</b>
3010892	BALLYTOBER PRIMARY SCHOOL	CAUSEWAY COAST AND GLENS	£7,218	£1,083	£1,083	<b>£9,384</b>
3010895	RATHCOOLE PRIMARY SCHOOL	ANTRIM AND NEWTOWNABBEY	£10,590	£1,589	£1,589	<b>£13,768</b>
3012237	KILLOWEN PRIMARY SCHOOL, COLERAINE	CAUSEWAY COAST AND GLENS	£14,132	£2,120	£2,120	<b>£18,372</b>
3012264	MILLBURN PRIMARY SCHOOL	CAUSEWAY COAST AND GLENS	£18,382	£2,757	£2,757	<b>£23,896</b>
3012282	CULNADY PRIMARY SCHOOL	MID ULSTER	£3,508	£526	£526	<b>£4,560</b>
3013315	BALLYKEEL PRIMARY SCHOOL	MID AND EAST ANTRIM	£19,427	£2,914	£2,914	<b>£25,255</b>
3013322	CAMPHILL PRIMARY SCHOOL	MID AND EAST ANTRIM	£18,870	£2,831	£2,831	<b>£24,532</b>
3013325	LEANEY PRIMARY SCHOOL	CAUSEWAY COAST AND GLENS	£17,100	£2,565	£2,565	<b>£22,230</b>
3013331	BALLYCRAIGY PRIMARY SCHOOL	ANTRIM AND NEWTOWNABBEY	£10,540	£1,581	£1,581	<b>£13,702</b>
3016005	SILVERSTREAM PRIMARY SCHOOL	MID AND EAST ANTRIM	£10,945	£1,642	£1,642	<b>£14,229</b>
3016037	GREYSTONE PRIMARY SCHOOL	ANTRIM AND NEWTOWNABBEY	£13,525	£2,029	£2,029	<b>£17,583</b>
3016038	HOLLYBANK PRIMARY SCHOOL	ANTRIM AND NEWTOWNABBEY	£11,198	£1,680	£1,680	<b>£14,558</b>
3016040	ARMOY PRIMARY SCHOOL	CAUSEWAY COAST AND GLENS	£8,162	£1,224	£1,224	<b>£10,610</b>
3016052	HARPURS HILL PRIMARY SCHOOL	CAUSEWAY COAST AND GLENS	£14,739	£2,211	£2,211	<b>£19,161</b>
3016058	PARKHALL PRIMARY SCHOOL	ANTRIM AND NEWTOWNABBEY	£13,930	£2,089	£2,089	<b>£18,108</b>
3016063	DUNCLUG PRIMARY SCHOOL	MID AND EAST ANTRIM	£6,611	£992	£992	<b>£8,595</b>
3016225	WOODLAWN PRIMARY SCHOOL	MID AND EAST ANTRIM	£15,549	£2,332	£2,332	<b>£20,213</b>
3016249	EARLVIEW PRIMARY	ANTRIM AND NEWTOWNABBEY	£14,874	£2,231	£2,231	<b>£19,336</b>
3016252	BALLYSALLY PRIMARY SCHOOL	CAUSEWAY COAST AND GLENS	£16,392	£2,459	£2,459	<b>£21,310</b>
3030719	ST OLCAN'S PRIMARY SCHOOL	CAUSEWAY COAST AND GLENS	£7,960	£1,194	£1,194	<b>£10,348</b>
3030899	SEAVIEW PRIMARY SCHOOL, GLENARM	MID AND EAST ANTRIM	£4,857	£729	£729	<b>£6,315</b>

## APPENDIX A – ALLOCATION OF EXTENDED SCHOOLS FUNDING 2018/19

DE Ref.	School eligible for ES funding 2018-19	Local Government District	Core Amount	15% Clustering	15% Parenting Strand	Total ES Entitlement 2018-19
3030900	ST ANTHONY'S PRIMARY SCHOOL, LARNE	MID AND EAST ANTRIM	£9,022	£1,353	£1,353	£11,728
3032104	BALLYHACKETT PRIMARY SCHOOL	CAUSEWAY COAST AND GLENS	£5,059	£759	£759	£6,577
3033709	ST JOHN'S PRIMARY SCHOOL, COLERAINE	CAUSEWAY COAST AND GLENS	£11,552	£1,733	£1,733	£15,018
3036039	ST MARY'S PRIMARY SCHOOL, GLENVIEW	MID ULSTER	£15,212	£2,282	£2,282	£19,776
3036050	ST JOSEPH'S PRIMARY SCHOOL, ANTRIM	ANTRIM AND NEWTOWNABBEY	£17,724	£2,659	£2,659	£23,042
3036559	ST PATRICK'S & ST BRIGID'S PRIMARY SCHOOL	CAUSEWAY COAST AND GLENS	£18,685	£2,803	£2,803	£24,291
3036679	ST BRIGID'S PRIMARY SCHOOL, BALLYMENA	MID AND EAST ANTRIM	£18,972	£2,846	£2,846	£24,664
3042162	DESERTMARTIN PRIMARY SCHOOL	MID ULSTER	£3,103	£465	£465	£4,033
3046653	GAELSCOIL AN CHAISTIL	CAUSEWAY COAST AND GLENS	£9,781	£1,467	£1,467	£12,715
3050519	CARNLOUGH CONTROLLED INTEGRATED PRIMARY SCHOOL	MID AND EAST ANTRIM	£4,250	£637	£637	£5,524
3053333	BALLYCASTLE INTEGRATED PRIMARY SCHOOL	CAUSEWAY COAST AND GLENS	£13,525	£2,029	£2,029	£17,583
3056231	SIX MILE INTEGRATED PRIMARY SCHOOL	ANTRIM AND NEWTOWNABBEY	£10,085	£1,513	£1,513	£13,111
3056248	ROUND TOWER INTEGRATED PRIMARY SCHOOL	ANTRIM AND NEWTOWNABBEY	£16,898	£2,535	£2,535	£21,968
3066551	BRAIDSIDE INTEGRATED PRIMARY SCHOOL	MID AND EAST ANTRIM	£17,319	£2,598	£2,598	£22,515
3116150	SUNNYLANDS NURSERY SCHOOL	MID AND EAST ANTRIM	£5,464	£820	£820	£7,104
3116167	STEEPLE NURSERY SCHOOL	ANTRIM AND NEWTOWNABBEY	£7,285	£1,093	£1,093	£9,471
3116263	BALLYSALLY NURSERY SCHOOL	CAUSEWAY COAST AND GLENS	£5,531	£830	£830	£7,191
3136183	ST JOSEPH'S NURSERY SCHOOL	ANTRIM AND NEWTOWNABBEY	£5,531	£830	£830	£7,191
3210038	LARNE HIGH SCHOOL	MID AND EAST ANTRIM	£21,302	£3,195	£3,195	£27,692
3210124	BALLYCASTLE HIGH SCHOOL	CAUSEWAY COAST AND GLENS	£19,090	£2,863	£2,863	£24,816
3210133	BALLYMONEY HIGH SCHOOL	CAUSEWAY COAST AND GLENS	£21,444	£3,217	£3,217	£27,878
3210202	GLENGORMLEY HIGH SCHOOL	ANTRIM AND NEWTOWNABBEY	£22,260	£3,339	£3,339	£28,938

**APPENDIX A – ALLOCATION OF EXTENDED SCHOOLS FUNDING 2018/19**

<b>DE Ref.</b>	<b>School eligible for ES funding 2018-19</b>	<b>Local Government District</b>	<b>Core Amount</b>	<b>15% Clustering</b>	<b>15% Parenting Strand</b>	<b>Total ES Entitlement 2018-19</b>
3210208	DUNCLUG COLLEGE	MID AND EAST ANTRIM	£23,110	£3,467	£3,467	<b>£30,044</b>
3210222	DUNLUCE SCHOOL	CAUSEWAY COAST AND GLENS	£16,763	£2,514	£2,514	<b>£21,791</b>
3210300	COLERAINE COLLEGE	CAUSEWAY COAST AND GLENS	£14,840	£2,226	£2,226	<b>£19,292</b>
3210313	ABBEY COMMUNITY COLLEGE	ANTRIM AND NEWTOWNABBEY	£21,356	£3,203	£3,203	<b>£27,762</b>
3230075	OUR LADY OF LOURDES HIGH SCHOOL	CAUSEWAY COAST AND GLENS	£14,570	£2,186	£2,186	<b>£18,942</b>
3230084	ST PATRICK'S COLLEGE BALLYMENA	MID AND EAST ANTRIM	£20,379	£3,057	£3,057	<b>£26,493</b>
3230110	ST JOSEPH'S COLLEGE, COLERAINE	CAUSEWAY COAST AND GLENS	£12,968	£1,945	£1,945	<b>£16,858</b>
3230203	EDMUND RICE COLLEGE	ANTRIM AND NEWTOWNABBEY	£21,370	£3,205	£3,205	<b>£27,780</b>
3230308	ST BENEDICT'S COLLEGE	ANTRIM AND NEWTOWNABBEY	£18,550	£2,783	£2,783	<b>£24,116</b>
3250149	CRUMLIN INTEGRATED COLLEGE	ANTRIM AND NEWTOWNABBEY	£10,085	£1,513	£1,513	<b>£13,111</b>
3250207	PARKHALL INTEGRATED COLLEGE	ANTRIM AND NEWTOWNABBEY	£22,375	£3,356	£3,356	<b>£29,087</b>
3260290	NORTH COAST INTEGRATED COLLEGE	CAUSEWAY COAST AND GLENS	£19,664	£2,950	£2,950	<b>£25,564</b>
3310018	ROSSTULLA SPECIAL SCHOOL	ANTRIM AND NEWTOWNABBEY	£12,412	£1,862	£1,862	<b>£16,136</b>
3316510	HILL CROFT SPECIAL SCHOOL	ANTRIM AND NEWTOWNABBEY	£12,867	£1,930	£1,930	<b>£16,727</b>
3316512	SANDELFORD SPECIAL SCHOOL	CAUSEWAY COAST AND GLENS	£14,300	£2,145	£2,145	<b>£18,590</b>
3316514	RODDENSVALE SPECIAL SCHOOL	MID AND EAST ANTRIM	£10,034	£1,505	£1,505	<b>£13,044</b>
3316547	THORNFIELD HOUSE SCHOOL	ANTRIM AND NEWTOWNABBEY	£8,567	£1,285	£1,285	<b>£11,137</b>
3316570	KILRONAN SPECIAL SCHOOL	MID ULSTER	£10,287	£1,543	£1,543	<b>£13,373</b>
3316609	RIVERSIDE SPECIAL SCHOOL	ANTRIM AND NEWTOWNABBEY	£6,678	£1,002	£1,002	<b>£8,682</b>
3316676	CASTLETOWER SCHOOL	MID AND EAST ANTRIM	£17,303	£2,595	£2,595	<b>£22,493</b>
3340002	JORDANSTOWN SPECIAL SCHOOL	ANTRIM AND NEWTOWNABBEY	£7,353	£1,103	£1,103	<b>£9,559</b>
4010743	LARGYMORE PRIMARY SCHOOL	LISBURN AND CASTLEREAGH	£13,272	£1,991	£1,991	<b>£17,254</b>
4010807	LISBURN CENTRAL PRIMARY SCHOOL	LISBURN AND CASTLEREAGH	£14,335	£2,150	£2,150	<b>£18,635</b>
4010882	SEYMOUR HILL PRIMARY SCHOOL	LISBURN AND CASTLEREAGH	£15,515	£2,327	£2,327	<b>£20,169</b>

## APPENDIX A – ALLOCATION OF EXTENDED SCHOOLS FUNDING 2018/19

DE Ref.	School eligible for ES funding 2018-19	Local Government District	Core Amount	15% Clustering	15% Parenting Strand	Total ES Entitlement 2018-19
4010885	TONAGH PRIMARY SCHOOL	LISBURN AND CASTLEREAGH	£15,144	£2,272	£2,272	£19,688
4011345	NEWTOWNARDS MODEL PRIMARY SCHOOL	ARDS AND NORTH DOWN	£19,124	£2,869	£2,869	£24,862
4011507	PORTAVOGIE PRIMARY SCHOOL	ARDS AND NORTH DOWN	£15,751	£2,363	£2,363	£20,477
4011566	BALLYWALTER PRIMARY SCHOOL	ARDS AND NORTH DOWN	£12,664	£1,900	£1,900	£16,464
4011599	CASTLEWELLAN PRIMARY SCHOOL	NEWRY MOURNE AND DOWN	£4,992	£749	£749	£6,490
4011632	CREGAGH PRIMARY SCHOOL	BELFAST	£13,019	£1,953	£1,953	£16,925
4011670	CLANDEBOYE PRIMARY SCHOOL	ARDS AND NORTH DOWN	£17,993	£2,699	£2,699	£23,391
4011681	MILLISLE PRIMARY SCHOOL	ARDS AND NORTH DOWN	£14,942	£2,241	£2,241	£19,424
4013013	BELVOIR PARK PRIMARY SCHOOL	BELFAST	£16,729	£2,509	£2,509	£21,747
4013023	BLOOMFIELD PRIMARY SCHOOL	ARDS AND NORTH DOWN	£19,880	£2,982	£2,982	£25,844
4013334	KNOCKMORE PRIMARY SCHOOL	LISBURN AND CASTLEREAGH	£13,221	£1,983	£1,983	£17,187
4016002	KILCOOLEY PRIMARY SCHOOL	ARDS AND NORTH DOWN	£12,664	£1,900	£1,900	£16,464
4016083	WEST WINDS PRIMARY SCHOOL	ARDS AND NORTH DOWN	£13,828	£2,074	£2,074	£17,976
4016144	OLD WARREN PRIMARY SCHOOL	LISBURN AND CASTLEREAGH	£11,602	£1,740	£1,740	£15,082
4016235	DOWNPATRICK PRIMARY SCHOOL	NEWRY MOURNE AND DOWN	£14,335	£2,150	£2,150	£18,635
4016503	BROOKLANDS PRIMARY SCHOOL	LISBURN AND CASTLEREAGH	£21,067	£3,160	£3,160	£27,387
4030573	BALLYMACWARD PRIMARY SCHOOL	LISBURN AND CASTLEREAGH	£6,746	£1,012	£1,012	£8,770
4031231	ST JOSEPH'S PRIMARY SCHOOL, BALLYCRUTTLE	NEWRY MOURNE AND DOWN	£5,396	£809	£809	£7,014
4033008	ST ANNE'S PRIMARY SCHOOL, DONAGHADEE	ARDS AND NORTH DOWN	£5,059	£759	£759	£6,577
4033036	ST MARY'S PRIMARY SCHOOL, KILLYLEAGH	NEWRY MOURNE AND DOWN	£7,960	£1,194	£1,194	£10,348
4033037	ST JOSEPH'S PRIMARY SCHOOL, TYRELLA	NEWRY MOURNE AND DOWN	£7,285	£1,093	£1,093	£9,471
4033040	ST BRIGID'S PRIMARY SCHOOL, DOWNPATRICK	NEWRY MOURNE AND DOWN	£16,526	£2,479	£2,479	£21,484
4036016	ST JOSEPH'S PRIMARY SCHOOL, KILLOUGH	NEWRY MOURNE AND DOWN	£5,194	£779	£779	£6,752
4036113	ST NICHOLAS' PRIMARY SCHOOL, ARDGLASS	NEWRY MOURNE AND DOWN	£11,045	£1,657	£1,657	£14,359

**APPENDIX A – ALLOCATION OF EXTENDED SCHOOLS FUNDING 2018/19**

<b>DE Ref.</b>	<b>School eligible for ES funding 2018-19</b>	<b>Local Government District</b>	<b>Core Amount</b>	<b>15% Clustering</b>	<b>15% Parenting Strand</b>	<b>Total ES Entitlement 2018-19</b>
4036148	ST MALACHY'S PRIMARY SCHOOL, BANGOR	ARDS AND NORTH DOWN	£19,596	£2,939	£2,939	<b>£25,474</b>
4036182	ST COLMCILLE'S PRIMARY SCHOOL, DOWNPATRICK	NEWRY MOURNE AND DOWN	£15,144	£2,272	£2,272	<b>£19,688</b>
4036285	THE GOOD SHEPHERD PRIMARY SCHOOL	BELFAST	£17,438	£2,616	£2,616	<b>£22,670</b>
4036455	ST PATRICK'S PRIMARY SCHOOL, LEGAMADDY	NEWRY MOURNE AND DOWN	£11,400	£1,710	£1,710	<b>£14,820</b>
4036480	ST KIERAN'S PRIMARY SCHOOL	BELFAST	£19,005	£2,851	£2,851	<b>£24,707</b>
4036618	CHRIST THE REDEEMER PRIMARY SCHOOL	BELFAST	£22,152	£3,323	£3,323	<b>£28,798</b>
4036635	ST MARY'S PRIMARY SCHOOL, NEWCASTLE	NEWRY MOURNE AND DOWN	£19,342	£2,901	£2,901	<b>£25,144</b>
4036693	OUR LADY AND ST PATRICK PRIMARY SCHOOL	NEWRY MOURNE AND DOWN	£20,190	£3,028	£3,028	<b>£26,246</b>
4036702	HOLY EVANGELIST PRIMARY SCHOOL	BELFAST	£21,417	£3,213	£3,213	<b>£27,843</b>
4046600	SCOIL NA FUISEOIGE	BELFAST	£10,843	£1,626	£1,626	<b>£14,095</b>
4051601	PORTAFERRY INTEGRATED PRIMARY SCHOOL	ARDS AND NORTH DOWN	£6,206	£931	£931	<b>£8,068</b>
4053009	ANNSBOROUGH PRIMARY SCHOOL	NEWRY MOURNE AND DOWN	£3,845	£577	£577	<b>£4,999</b>
4053308	FORT HILL INTEGRATED PRIMARY SCHOOL	LISBURN AND CASTLEREAGH	£14,908	£2,236	£2,236	<b>£19,380</b>
4056709	KILLYLEAGH PRIMARY SCHOOL	NEWRY MOURNE AND DOWN	£9,781	£1,467	£1,467	<b>£12,715</b>
4116018	BARBOUR NURSERY SCHOOL	LISBURN AND CASTLEREAGH	£5,531	£830	£830	<b>£7,191</b>
4116176	DOWNPATRICK NURSERY SCHOOL	NEWRY MOURNE AND DOWN	£4,047	£607	£607	<b>£5,261</b>
4136211	ST COLMCILLE'S NURSERY SCHOOL	NEWRY MOURNE AND DOWN	£5,599	£840	£840	<b>£7,279</b>
4136212	CONVENT OF MERCY NURSERY SCHOOL	NEWRY MOURNE AND DOWN	£5,531	£830	£830	<b>£7,191</b>
4136286	GOOD SHEPHERD NURSERY SCHOOL	BELFAST	£5,531	£830	£830	<b>£7,191</b>
4136368	ST LUKE'S NURSERY SCHOOL	BELFAST	£5,531	£830	£830	<b>£7,191</b>
4136481	ST KIERAN'S NURSERY SCHOOL	BELFAST	£5,531	£830	£830	<b>£7,191</b>
4136606	ST THERESE'S NURSERY SCHOOL	BELFAST	£5,531	£830	£830	<b>£7,191</b>
4210012	MOVILLA HIGH SCHOOL	ARDS AND NORTH DOWN	£12,816	£1,922	£1,922	<b>£16,660</b>

## APPENDIX A – ALLOCATION OF EXTENDED SCHOOLS FUNDING 2018/19

DE Ref.	School eligible for ES funding 2018-19	Local Government District	Core Amount	15% Clustering	15% Parenting Strand	Total ES Entitlement 2018-19
4210045	NENDRUM COLLEGE	ARDS AND NORTH DOWN	£19,107	£2,866	£2,866	<b>£24,839</b>
4210051	LISNAGARVEY HIGH SCHOOL	LISBURN AND CASTLEREAGH	£21,121	£3,168	£3,168	<b>£27,457</b>
4210262	DUNDONALD HIGH SCHOOL	LISBURN AND CASTLEREAGH	£18,837	£2,826	£2,826	<b>£24,489</b>
4210316	BREDA ACADEMY	LISBURN AND CASTLEREAGH	£22,746	£3,412	£3,412	<b>£29,570</b>
4230023	ST MARY'S HIGH SCHOOL, DOWNPATRICK	NEWRY MOURNE AND DOWN	£19,073	£2,861	£2,861	<b>£24,795</b>
4230211	ST MALACHY'S HIGH SCHOOL, CASTLEWELLAN	NEWRY MOURNE AND DOWN	£23,636	£3,545	£3,545	<b>£30,726</b>
4230223	ST COLM'S HIGH SCHOOL, BELFAST	BELFAST	£18,652	£2,798	£2,798	<b>£24,248</b>
4230224	DE LA SALLE HIGH SCHOOL	NEWRY MOURNE AND DOWN	£18,382	£2,757	£2,757	<b>£23,896</b>
4250024	PRIORY COLLEGE	ARDS AND NORTH DOWN	£21,343	£3,201	£3,201	<b>£27,745</b>
4260309	BLACKWATER INTEGRATED COLLEGE	NEWRY MOURNE AND DOWN	£14,233	£2,135	£2,135	<b>£18,503</b>
4310008	BEECHLAWN SPECIAL SCHOOL	LISBURN AND CASTLEREAGH	£14,132	£2,120	£2,120	<b>£18,372</b>
4310013	KILLARD HOUSE SPECIAL SCHOOL	ARDS AND NORTH DOWN	£14,267	£2,140	£2,140	<b>£18,547</b>
4310019	ARDMORE HOUSE SPECIAL SCHOOL	NEWRY MOURNE AND DOWN	£2,159	£324	£324	<b>£2,807</b>
4316022	BROOKFIELD SPECIAL SCHOOL	LISBURN AND CASTLEREAGH	£11,147	£1,672	£1,672	<b>£14,491</b>
4316273	LONGSTONE SPECIAL SCHOOL	LISBURN AND CASTLEREAGH	£13,323	£1,998	£1,998	<b>£17,319</b>
4316515	PARKVIEW SPECIAL SCHOOL	LISBURN AND CASTLEREAGH	£12,614	£1,892	£1,892	<b>£16,398</b>
4316516	KNOCKEYVING SPECIAL SCHOOL	NEWRY MOURNE AND DOWN	£10,692	£1,604	£1,604	<b>£13,900</b>
5010992	LURGAN MODEL PRIMARY SCHOOL	ARMAGH CITY, BANBRIDGE AND CRAIGAVON	£14,840	£2,226	£2,226	<b>£19,292</b>
5011119	DARKLEY PRIMARY SCHOOL	ARMAGH CITY, BANBRIDGE AND CRAIGAVON	£7,150	£1,073	£1,073	<b>£9,296</b>
5011127	CARRICK PRIMARY SCHOOL, LURGAN	ARMAGH CITY, BANBRIDGE AND CRAIGAVON	£20,109	£3,016	£3,016	<b>£26,141</b>
5011129	HART MEMORIAL PRIMARY SCHOOL	ARMAGH CITY, BANBRIDGE AND CRAIGAVON	£19,612	£2,942	£2,942	<b>£25,496</b>
5011137	NEWTOWNHAMILTON PRIMARY SCHOOL	NEWRY MOURNE AND DOWN	£6,206	£931	£931	<b>£8,068</b>
5011175	CORTAMLET PRIMARY SCHOOL	NEWRY MOURNE AND DOWN	£7,892	£1,184	£1,184	<b>£10,260</b>
5011179	BESSBROOK PRIMARY SCHOOL	NEWRY MOURNE AND DOWN	£9,174	£1,376	£1,376	<b>£11,926</b>

**APPENDIX A – ALLOCATION OF EXTENDED SCHOOLS FUNDING 2018/19**

DE Ref.	School eligible for ES funding 2018-19	Local Government District	Core Amount	15% Clustering	15% Parenting Strand	Total ES Entitlement 2018-19
5011190	TULLYGALLY PRIMARY SCHOOL	ARMAGH CITY, BANBRIDGE AND CRAIGAVON	£14,537	£2,181	£2,181	£18,899
5011520	DROMORE ROAD PRIMARY SCHOOL	NEWRY MOURNE AND DOWN	£7,757	£1,164	£1,164	£10,085
5011651	MILLTOWN PRIMARY SCHOOL	ARMAGH CITY, BANBRIDGE AND CRAIGAVON	£6,341	£951	£951	£8,243
5012719	NEWMILLS PRIMARY SCHOOL	MID ULSTER	£8,499	£1,275	£1,275	£11,049
5016065	DICKSON PRIMARY SCHOOL	ARMAGH CITY, BANBRIDGE AND CRAIGAVON	£14,773	£2,216	£2,216	£19,205
5016080	DRUMGOR PRIMARY SCHOOL	ARMAGH CITY, BANBRIDGE AND CRAIGAVON	£18,028	£2,704	£2,704	£23,436
5016117	BALLYORAN PRIMARY SCHOOL	ARMAGH CITY, BANBRIDGE AND CRAIGAVON	£16,189	£2,428	£2,428	£21,045
5016200	QUEEN ELIZABETH II PRIMARY SCHOOL, POMEROY	MID ULSTER	£4,519	£678	£678	£5,875
5016451	WINDSOR HILL PRIMARY SCHOOL	NEWRY MOURNE AND DOWN	£15,212	£2,282	£2,282	£19,776
5030972	ST OLIVER PLUNKETT'S PRIMARY SCHOOL, FORKHILL	NEWRY MOURNE AND DOWN	£11,097	£1,665	£1,665	£14,427
5030975	ST MALACHY'S PRIMARY SCHOOL, BALLYMOYER	NEWRY MOURNE AND DOWN	£7,015	£1,052	£1,052	£9,119
5031070	ST MICHAEL'S PRIMARY SCHOOL, N'HAMILTON	NEWRY MOURNE AND DOWN	£7,622	£1,143	£1,143	£9,908
5031086	CLONALIG PRIMARY SCHOOL	NEWRY MOURNE AND DOWN	£13,576	£2,036	£2,036	£17,648
5031088	DROMINTEE PRIMARY SCHOOL	NEWRY MOURNE AND DOWN	£13,778	£2,067	£2,067	£17,912
5031108	CLEA PRIMARY SCHOOL	ARMAGH CITY, BANBRIDGE AND CRAIGAVON	£9,022	£1,353	£1,353	£11,728
5031126	MOUNT ST CATHERINE'S PRIMARY SCHOOL	ARMAGH CITY, BANBRIDGE AND CRAIGAVON	£15,177	£2,277	£2,277	£19,731
5031130	CLOUGHOGH PRIMARY SCHOOL	NEWRY MOURNE AND DOWN	£19,785	£2,968	£2,968	£25,721
5031133	ST MALACHY'S PRIMARY SCHOOL, ARMAGH	ARMAGH CITY, BANBRIDGE AND CRAIGAVON	£13,963	£2,094	£2,094	£18,151
5031135	ST OLIVERS' PRIMARY SCHOOL, CARRICKRAVADDY	NEWRY MOURNE AND DOWN	£5,734	£860	£860	£7,454
5031148	ST PATRICK'S PRIMARY SCHOOL, CROSSMAGLEN	NEWRY MOURNE AND DOWN	£19,427	£2,914	£2,914	£25,255

**APPENDIX A – ALLOCATION OF EXTENDED SCHOOLS FUNDING 2018/19**

DE Ref.	School eligible for ES funding 2018-19	Local Government District	Core Amount	15% Clustering	15% Parenting Strand	Total ES Entitlement 2018-19
5031154	KILLEAN PRIMARY SCHOOL	NEWRY MOURNE AND DOWN	£10,034	£1,505	£1,505	£13,044
5031158	ST PATRICK'S PRIMARY SCHOOL, NEWRY	NEWRY MOURNE AND DOWN	£19,812	£2,972	£2,972	£25,756
5031160	ST TERESA'S PRIMARY SCHOOL, LURGAN	ARMAGH CITY, BANBRIDGE AND CRAIGAVON	£13,576	£2,036	£2,036	£17,648
5031163	ST BRIGID'S PRIMARY SCHOOL, G'DRUMMOND	NEWRY MOURNE AND DOWN	£13,963	£2,094	£2,094	£18,151
5031176	ST PETER'S PRIMARY SCHOOL, CLOUGHREAGH	NEWRY MOURNE AND DOWN	£18,045	£2,707	£2,707	£23,459
5031184	ST ANTHONY'S PRIMARY SCHOOL, CRAIGAVON	ARMAGH CITY, BANBRIDGE AND CRAIGAVON	£21,971	£3,296	£3,296	£28,563
5031188	ST JOSEPH'S PRIMARY SCHOOL, MEIGH	NEWRY MOURNE AND DOWN	£13,863	£2,079	£2,079	£18,021
5031340	ST JOSEPH'S CONVENT PRIMARY SCHOOL, NEWRY	NEWRY MOURNE AND DOWN	£20,392	£3,059	£3,059	£26,510
5031653	ST MATTHEW'S PRIMARY SCHOOL, MAGHERAMAYO	NEWRY MOURNE AND DOWN	£7,825	£1,174	£1,174	£10,173
5032585	EDENDORK PRIMARY SCHOOL	MID ULSTER	£17,724	£2,659	£2,659	£23,042
5032703	ST PETERS' PRIMARY SCHOOL, MOORTOWN	MID ULSTER	£13,323	£1,998	£1,998	£17,319
5032713	DERRYCHRIN PRIMARY SCHOOL	MID ULSTER	£12,614	£1,892	£1,892	£16,398
5032734	ST MARY'S PRIMARY SCHOOL, CABRA	MID ULSTER	£13,930	£2,089	£2,089	£18,108
5032735	ST MARY'S PRIMARY SCHOOL, BALLYGAWLEY	MID ULSTER	£10,540	£1,581	£1,581	£13,702
5033011	ST MARY'S PRIMARY SCHOOL, DECHOMET	NEWRY MOURNE AND DOWN	£7,353	£1,103	£1,103	£9,559
5036001	ST MARY'S PRIMARY SCHOOL, GLASSDRUMMAN (5 mnths allocation up to end Aug -school amalgamating with Moneydarragh and St Joseph's Ballymartin PS as of Sept 18). Newly amalgamated school does not qualify for ES funding in 2018/19.	NEWRY MOURNE AND DOWN	£1,799	£270	£270	£2,339
5036064	ST MALACHY'S PRIMARY SCHOOL, C'CROPPAN	NEWRY MOURNE AND DOWN	£17,589	£2,638	£2,638	£22,865



## APPENDIX A – ALLOCATION OF EXTENDED SCHOOLS FUNDING 2018/19

DE Ref.	School eligible for ES funding 2018-19	Local Government District	Core Amount	15% Clustering	15% Parenting Strand	Total ES Entitlement 2018-19
5036087	ST MARY'S PRIMARY SCHOOL, MULLAGHBAWN	NEWRY MOURNE AND DOWN	£17,134	£2,570	£2,570	£22,274
5036099	ST PATRICK'S PRIMARY SCHOOL, CULLYHANNA	NEWRY MOURNE AND DOWN	£15,380	£2,307	£2,307	£19,994
5036101	ST BRENDAN'S PRIMARY SCHOOL	ARMAGH CITY, BANBRIDGE AND CRAIGAVON	£19,714	£2,957	£2,957	£25,628
5036108	ST JOSEPH'S PRIMARY SCHOOL, KILLEENAN	MID ULSTER	£9,224	£1,384	£1,384	£11,992
5036110	ST JOSEPH'S PRIMARY SCHOOL, BESSBROOK	NEWRY MOURNE AND DOWN	£18,331	£2,750	£2,750	£23,831
5036118	ST MARY'S PRIMARY SCHOOL, POMEROY	MID ULSTER	£13,019	£1,953	£1,953	£16,925
5036120	ST PATRICK'S PRIMARY SCHOOL, MONEYMORE	MID ULSTER	£7,825	£1,174	£1,174	£10,173
5036122	JONESBOROUGH PRIMARY SCHOOL	NEWRY MOURNE AND DOWN	£8,972	£1,346	£1,346	£11,664
5036130	ST LAURENCE O'TOOLE'S PRIMARY SCHOOL	NEWRY MOURNE AND DOWN	£6,341	£951	£951	£8,243
5036433	ST MALACHY'S PRIMARY SCHOOL, CARNAGAT	NEWRY MOURNE AND DOWN	£17,538	£2,631	£2,631	£22,800
5036504	ST PATRICK'S PRIMARY SCHOOL, DUNGANNON	MID ULSTER	£23,029	£3,454	£3,454	£29,937
5036545	ST COLMANS' PRIMARY SCHOOL, KILKEEL	NEWRY MOURNE AND DOWN	£14,705	£2,206	£2,206	£19,117
5036586	PRESENTATION PRIMARY SCHOOL	ARMAGH CITY, BANBRIDGE AND CRAIGAVON	£16,291	£2,444	£2,444	£21,179
5036590	PRIMATE DIXON PRIMARY SCHOOL	MID ULSTER	£20,608	£3,091	£3,091	£26,790
5036610	ST FRANCIS' OF ASSISI PRIMARY SCHOOL	ARMAGH CITY, BANBRIDGE AND CRAIGAVON	£12,614	£1,892	£1,892	£16,398
5036633	ST FRANCIS' PRIMARY SCHOOL, LURGAN	ARMAGH CITY, BANBRIDGE AND CRAIGAVON	£22,875	£3,431	£3,431	£29,737
5036634	ST CLARE'S ABBEY PRIMARY SCHOOL, NEWRY	NEWRY MOURNE AND DOWN	£20,568	£3,085	£3,085	£26,738
5036639	OUR LADY'S AND ST MOCHUA'S PRIMARY SCHOOL	ARMAGH CITY, BANBRIDGE AND CRAIGAVON	£12,664	£1,900	£1,900	£16,464
5046241	DRELINCOURT INFANTS SCHOOL	ARMAGH CITY, BANBRIDGE AND CRAIGAVON	£3,643	£546	£546	£4,735

## APPENDIX A – ALLOCATION OF EXTENDED SCHOOLS FUNDING 2018/19

DE Ref.	School eligible for ES funding 2018-19	Local Government District	Core Amount	15% Clustering	15% Parenting Strand	Total ES Entitlement 2018-19
5046597	BUNSCOIL AN IUIR	NEWRY MOURNE AND DOWN	£8,567	£1,285	£1,285	£11,137
5046637	GAELSCOIL UÍ NEILL	MID ULSTER	£13,069	£1,960	£1,960	£16,989
5046692	GAELSCOIL NA MBEANN	NEWRY MOURNE AND DOWN	£6,341	£951	£951	£8,243
5046695	GAELSCOIL AODHA RUA	MID ULSTER	£10,135	£1,520	£1,520	£13,175
5056013	KILBRONEY INTEGRATED PRIMARY SCHOOL	NEWRY MOURNE AND DOWN	£11,602	£1,740	£1,740	£15,082
5066554	WINDMILL INTEGRATED PRIMARY SCHOOL	MID ULSTER	£15,414	£2,312	£2,312	£20,038
5110021	EDENDERRY NURSERY SCHOOL, PORTADOWN	ARMAGH CITY, BANBRIDGE AND CRAIGAVON	£5,599	£840	£840	£7,279
5116189	MILLINGTON NURSERY SCHOOL	ARMAGH CITY, BANBRIDGE AND CRAIGAVON	£7,285	£1,093	£1,093	£9,471
5136342	ST MALACHY'S NURSERY	NEWRY MOURNE AND DOWN	£5,531	£830	£830	£7,191
5210025	NEWTOWNHAMILTON HIGH SCHOOL	NEWRY MOURNE AND DOWN	£13,171	£1,976	£1,976	£17,123
5230056	ST JOSEPH'S BOYS' HIGH SCHOOL, NEWRY	NEWRY MOURNE AND DOWN	£17,977	£2,697	£2,697	£23,371
5230059	ST COLUMBAN'S COLLEGE (closure confirmed wef 31 Aug 2018)	NEWRY MOURNE AND DOWN	£2,863			£2,863
5230108	ST MARY'S HIGH SCHOOL, NEWRY	NEWRY MOURNE AND DOWN	£21,256	£3,188	£3,188	£27,632
5230135	ST MARK'S HIGH SCHOOL	NEWRY MOURNE AND DOWN	£22,867	£3,430	£3,430	£29,727
5230157	ST PAUL'S HIGH SCHOOL, BESSBROOK	NEWRY MOURNE AND DOWN	£27,893	£4,184	£4,184	£36,261
5230167	ST JOSEPH'S HIGH SCHOOL, CROSSMAGLEN	NEWRY MOURNE AND DOWN	£21,518	£3,228	£3,228	£27,974
5230192	ST JOSEPH'S COLLEGE, COALISLAND	MID ULSTER	£18,247	£2,737	£2,737	£23,721
5230213	LISMORE COMPREHENSIVE SCHOOL	ARMAGH CITY, BANBRIDGE AND CRAIGAVON	£25,074	£3,761	£3,761	£32,596
5230278	HOLY TRINITY COLLEGE	MID ULSTER	£24,257	£3,639	£3,639	£31,535
5230321	ST JOHN THE BAPTIST COLLEGE	ARMAGH CITY, BANBRIDGE AND CRAIGAVON	£12,311	£1,847	£1,847	£16,005
5250216	BROWNLOW INT COLLEGE	ARMAGH CITY, BANBRIDGE AND CRAIGAVON	£16,696	£2,504	£2,504	£21,704
5316519	RATHORE SCHOOL	NEWRY MOURNE AND DOWN	£12,816	£1,922	£1,922	£16,660

## APPENDIX A – ALLOCATION OF EXTENDED SCHOOLS FUNDING 2018/19

DE Ref.	School eligible for ES funding 2018-19	Local Government District	Core Amount	15% Clustering	15% Parenting Strand	Total ES Entitlement 2018-19
5316520	DONARD SPECIAL SCHOOL	ARMAGH CITY, BANBRIDGE AND CRAIGAVON	£8,871	£1,331	£1,331	<b>£11,533</b>
5316521	CEARA SPECIAL SCHOOL	ARMAGH CITY, BANBRIDGE AND CRAIGAVON	£11,299	£1,695	£1,695	<b>£14,689</b>
5316523	SPERRINVIEW SPECIAL SCHOOL	MID ULSTER	£9,528	£1,429	£1,429	<b>£12,386</b>
<b>TOTAL</b>	<b>472</b> (pre closures and amalgamation planned during 2018/19; figure will be 469 from 1 Sept 18)					

## APPENDIX A – ALLOCATION OF EXTENDED SCHOOLS FUNDING 2018/19

### BUFFER SCHOOLS

DE Ref	BUFFER School	Local Government District	% of total pupils entitled to free school meals	% of total pupils living in a NRA/30% most deprived wards/SOAs	Core Amt	15% Cluster	Additional 15% parenting	Total Alloc Due
1110028	BREFNE NURSERY SCHOOL	BELFAST	34.62	11.54	1,889	283	283	£2,455
1136229	ST MARY'S NURSERY SCHOOL	BELFAST	34.62	50.00	2,766	415	415	£3,596
2010382	EBRINGTON CONTROLLED PRIMARY SCHOOL	DERRY CITY AND STRABANE	33.84	44.10	9,920	1,488	1,488	£12,896
2016089	GIBSON PRIMARY SCHOOL	FERMANAGH AND OMAGH	33.75	28.79	8,795	1,319	1,319	£11,433
2032287	TERMONCANICE PRIMARY SCHOOL	CAUSEWAY COAST AND GLENS	34.00	38.63	10,182	1,527	1,527	£13,236
2036045	ST CANICE'S PRIMARY SCHOOL, DUNGIVEN	CAUSEWAY COAST AND GLENS	33.75	44.16	8,744	1,312	1,312	£11,368
2036288	GOOD SHEPHERD PRIMARY SCHOOL	DERRY CITY AND STRABANE	20.97	45.85	9,731	1,460	1,460	£12,651
2116232	STRATHFOYLE NURSERY SCHOOL	DERRY CITY AND STRABANE	30.77	50.00	2,766	415	415	£3,596
2116345	BELMONT NURSERY SCHOOL	DERRY CITY AND STRABANE	23.46	44.44	2,867	430	430	£3,727
2260283	DRUMRAGH INTEGRATED COLLEGE	FERMANAGH AND OMAGH	35.95	31.08	10,833	1,625	1,625	£14,083
2420052	THORNHILL COLLEGE	DERRY CITY AND STRABANE	24.84	48.80	13,329	1,999	1,999	£17,327
3010829	ANTRIM PRIMARY SCHOOL	ANTRIM AND NEWTOWNABB EY	18.24	47.10	10,719	1,608	1,608	£13,935

## APPENDIX A – ALLOCATION OF EXTENDED SCHOOLS FUNDING 2018/19

DE Ref	BUFFER School	Local Government District	% of total pupils entitled to free school meals	% of total pupils living in a NRA/30% most deprived wards/SOAs	Core Amt	15% Cluster	Additional 15% parenting	Total Alloc Due
4031665	ST PATRICK'S PRIMARY SCHOOL, BALLYNAHINCH	NEWRY MOURNE AND DOWN	35.71	49.29	8,264	1,240	1,240	<b>£10,744</b>
4033306	ST ALOYSIUS PRIMARY SCHOOL	LISBURN AND CASTLEREAGH	32.41	45.63	9,993	1,499	1,499	<b>£12,991</b>
4051569	KIRCUBBIN INTEGRATED PRIMARY SCHOOL	ARDS AND NORTH DOWN	35.60	45.03	6,687	1,003	1,003	<b>£8,693</b>
4110035	NEWTOWNARDS NURSERY SCHOOL	ARDS AND NORTH DOWN	33.33	37.04	2,833	425	425	<b>£3,683</b>
4316518	CLIFTON SPECIAL SCHOOL	ARDS AND NORTH DOWN	34.18	46.20	5,851	878	878	<b>£7,607</b>
5011684	ANNALONG PRIMARY SCHOOL	NEWRY MOURNE AND DOWN	13.84	47.17	5,877	882	882	<b>£7,641</b>
5012720	DUNGANNON PRIMARY SCHOOL	MID ULSTER	34.09	45.08	7,994	1,199	1,199	<b>£10,392</b>
5036173	ST JOHN THE BAPTIST PRIMARY SCHOOL, PORTADOWN	ARMAGH CITY, BANBRIDGE AND CRAIGAVON	33.04	42.23	9,912	1,487	1,487	<b>£12,886</b>
5066657	PHOENIX INTEGRATED PRIMARY SCHOOL	MID ULSTER	33.33	35.11	7,335	1,100	1,100	<b>£9,535</b>
5116256	DOWNSHIRE NURSERY SCHOOL	ARMAGH CITY, BANBRIDGE AND CRAIGAVON	24.53	45.28	2,800	420	420	<b>£3,640</b>
5210121	CITY ARMAGH HIGH SCHOOL	ARMAGH CITY, BANBRIDGE AND CRAIGAVON	35.88	19.12	8,938	1,341	1,341	<b>£11,620</b>

## APPENDIX A – ALLOCATION OF EXTENDED SCHOOLS FUNDING 2018/19

DE Ref	BUFFER School	Local Government District	% of total pupils entitled to free school meals	% of total pupils living in a NRA/30% most deprived wards/SOAs	Core Amt	15% Cluster	Additional 15% parenting	Total Alloc Due
5210186	NEWRY HIGH SCHOOL	NEWRY MOURNE AND DOWN	33.49	47.03	9,621	1,443	1,443	<b>£12,507</b>
5230293	ST PATRICK'S COLLEGE, DUNGANNON	MID ULSTER	32.37	49.66	10,675	1,601	1,601	<b>£13,877</b>
<b>TOTAL BUFFER</b>	<b>25</b>							<b>£246,119</b>

### EXITING SCHOOLS

DE Ref	Exiting School Name	Local Government District	% of total pupils entitled to free school meals	% of total pupils living in a NRA/30% most deprived wards/SOAs	Allocation due for period Apr-June 2018
1010831	CAVEHILL PRIMARY SCHOOL (straight out)	BELFAST	25.24	31.31	<b>£4,772</b>
1036132	ST THERESE OF LISIEUX PRIMARY SCHOOL (straight out)	BELFAST	25.00	19.32	<b>£4,890</b>
1136289	HOLY ROSARY NURSERY SCHOOL (straight out)	BELFAST	30.19	18.87	<b>£1,400</b>
1136315	ST MICHAEL'S NURSERY SCHOOL (straight out)	BELFAST	30.77	42.31	<b>£1,383</b>
2012052	CULMORE PRIMARY SCHOOL (straight out)	DERRY CITY AND STRABANE	13.43	13.43	<b>£1,636</b>
2012641	KILLEN PRIMARY SCHOOL (straight out)	DERRY CITY AND STRABANE	32.71	28.97	<b>£2,281</b>
2012660	DENAMONA PRIMARY SCHOOL (end of buffer funding)	FERMANAGH AND OMAGH	22.86	44.29	<b>£1,686</b>

## APPENDIX A – ALLOCATION OF EXTENDED SCHOOLS FUNDING 2018/19

DE Ref	Exiting School Name	Local Government District	% of total pupils entitled to free school meals	% of total pupils living in a NRA/30% most deprived wards/SOAs	Allocation due for period Apr-June 2018
2016068	ARTIGARVAN PRIMARY SCHOOL (end of buffer funding)	DERRY CITY AND STRABANE	35.03	19.11	<b>£2,913</b>
2016645	BREADY JUBILEE PRIMARY SCHOOL (straight out)	DERRY CITY AND STRABANE	29.69	7.81	<b>£2,546</b>
2016700	GAELSCOIL NEACHITAIN (straight out)	CAUSEWAY COAST AND GLENS	30.28	42.20	<b>£2,306</b>
2031876	ST MARY'S PRIMARY SCHOOL, BROOKEBOROUGH (straight out)	FERMANAGH AND OMAGH	32.69	9.62	<b>£1,383</b>
2031895	ST MARY'S PRIMARY SCHOOL, MAGUIRESBRIDGE (end of buffer funding)	FERMANAGH AND OMAGH	29.90	20.62	<b>£2,142</b>
2032286	ST MATTHEW'S PRIMARY SCHOOL, LIMAVADY (straight out)	CAUSEWAY COAST AND GLENS	30.59	7.06	<b>£1,939</b>
2032603	TUMMERY PRIMARY SCHOOL (straight out)	FERMANAGH AND OMAGH	28.95	2.63	<b>£1,147</b>
2032685	ST BRIGID'S PRIMARY SCHOOL, CRANAGH (straight out)	DERRY CITY AND STRABANE	4.76	0.00	<b>£860</b>
2032700	ST JOSEPH'S PRIMARY SCHOOL, DRUMQUIN (straight out)	FERMANAGH AND OMAGH	21.21	3.03	<b>£2,597</b>
2032737	ST COLUMBKILLE'S PRIMARY SCHOOL, CARRICKMORE (straight out)	FERMANAGH AND OMAGH	22.77	3.75	<b>£4,498</b>
2036082	ST COLMCILLES PRIMARY SCHOOL, CLAUDY (end of buffer funding)	DERRY CITY AND STRABANE	31.72	40.67	<b>£4,030</b>

## APPENDIX A – ALLOCATION OF EXTENDED SCHOOLS FUNDING 2018/19

DE Ref	Exiting School Name	Local Government District	% of total pupils entitled to free school meals	% of total pupils living in a NRA/30% most deprived wards/SOAs	Allocation due for period Apr-June 2018
2036097	ST PETER'S PRIMARY SCHOOL, PLUMBRIDGE (straight out)	DERRY CITY AND STRABANE	27.14	8.57	<b>£1,686</b>
2036533	HOLLYBUSH PRIMARY SCHOOL (straight out)	DERRY CITY AND STRABANE	13.50	15.79	<b>£4,878</b>
2066558	OAKGROVE INTEGRATED PRIMARY SCHOOL (straight out)	DERRY CITY AND STRABANE	31.66	41.92	<b>£4,960</b>
2116233	LISNAGELVIN NURSERY SCHOOL (straight out)	DERRY CITY AND STRABANE	21.25	33.75	<b>£1,417</b>
2420229	FOYLE COLLEGE (straight out)	DERRY CITY AND STRABANE	18.63	27.33	<b>£5,718</b>
2420287	LUMEN CHRISTI COLLEGE (straight out)	DERRY CITY AND STRABANE	11.23	36.61	<b>£5,784</b>
3010486	LARNE AND INVER PRIMARY SCHOOL (straight out)	MID AND EAST ANTRIM	32.02	33.00	<b>£3,482</b>
3010880	KINGS PARK PRIMARY SCHOOL, NEWTOWNABBEY (straight out)	ANTRIM AND NEWTOWNABBEY	32.17	18.23	<b>£4,608</b>
3016170	BALLYHENRY PRIMARY SCHOOL (straight out)	ANTRIM AND NEWTOWNABBEY	29.55	26.14	<b>£3,154</b>
3016447	BALNAMORE PRIMARY SCHOOL (end of buffer funding)	CAUSEWAY COAST AND GLENS	26.80	5.15	<b>£2,142</b>
3116162	MOSSLEY NURSERY SCHOOL (straight out)	ANTRIM AND NEWTOWNABBEY	20.51	39.74	<b>£1,383</b>
4011373	KIRKISTOWN PRIMARY SCHOOL (straight out)	ARDS AND NORTH DOWN	16.44	35.62	<b>£1,737</b>
4011488	VICTORIA PRIMARY SCHOOL, BALLYHALBERT (straight out)	ARDS AND NORTH DOWN	26.17	20.13	<b>£2,812</b>



## APPENDIX A – ALLOCATION OF EXTENDED SCHOOLS FUNDING 2018/19

DE Ref	Exiting School Name	Local Government District	% of total pupils entitled to free school meals	% of total pupils living in a NRA/30% most deprived wards/SOAs	Allocation due for period Apr-June 2018
4016004	LONDONDERRY PRIMARY SCHOOL (straight out)	ARDS AND NORTH DOWN	28.01	37.10	<b>£4,751</b>
4031328	CHRIST THE KING PRIMARY SCHOOL, BALLYNAHINCH (end of buffer funding)	NEWRY MOURNE AND DOWN	35.58	2.88	<b>£2,243</b>
4031673	ST MARY'S PRIMARY SCHOOL, ARDGLASS (straight out)	NEWRY MOURNE AND DOWN	25.84	21.35	<b>£2,007</b>
4036133	SACRED HEART PRIMARY SCHOOL, DUNDRUM (straight out)	NEWRY MOURNE AND DOWN	29.85	1.49	<b>£1,636</b>
4036591	OUR LADY QUEEN OF PEACE PRIMARY SCHOOL (straight out)	BELFAST	18.02	41.73	<b>£4,743</b>
4046648	BUNSCOIL BHEANNA BOIRCHE (end of buffer funding)	NEWRY MOURNE AND DOWN	29.52	25.71	<b>£2,256</b>
4210046	GLASTRY COLLEGE (straight out)	ARDS AND NORTH DOWN	32.46	41.15	<b>£5,371</b>
4230161	ST COLMAN'S HIGH SCHOOL, BALLYNAHINCH (end of buffer funding)	NEWRY MOURNE AND DOWN	33.19	32.08	<b>£4,939</b>
4316614	LAKWOOD SPECIAL SCHOOL (straight out)	ARDS AND NORTH DOWN	0.00	0.00	<b>£540</b>
5011596	GILFORD PRIMARY SCHOOL (straight out)	ARMAGH CITY, BANBRIDGE AND CRAIGAVON	25.00	2.00	<b>£2,192</b>
5011611	IVEAGH PRIMARY SCHOOL (straight out)	ARMAGH CITY, BANBRIDGE AND CRAIGAVON	22.49	1.73	<b>£4,208</b>
5011649	KILKEEL PRIMARY SCHOOL (straight out)	NEWRY MOURNE AND DOWN	20.81	25.05	<b>£5,003</b>

## APPENDIX A – ALLOCATION OF EXTENDED SCHOOLS FUNDING 2018/19

DE Ref	Exiting School Name	Local Government District	% of total pupils entitled to free school meals	% of total pupils living in a NRA/30% most deprived wards/SOAs	Allocation due for period Apr-June 2018
5012280	MONEYMORE PRIMARY SCHOOL (straight out)	MID ULSTER	20.34	0.42	<b>£3,761</b>
5012615	BALLYTREA PRIMARY SCHOOL (straight out)	MID ULSTER	26.67	5.33	<b>£1,771</b>
5012643	STEWARTSTOWN PRIMARY SCHOOL (straight out)	MID ULSTER	30.23	0.00	<b>£1,231</b>
5016007	MILLINGTON PRIMARY SCHOOL (straight out)	ARMAGH CITY, BANBRIDGE AND CRAIGAVON	31.52	42.99	<b>£5,460</b>
5031169	ST BRIGID'S PRIMARY SCHOOL, DRUMILLY (straight out)	NEWRY MOURNE AND DOWN	29.31	43.10	<b>£2,395</b>
5031669	ST JOHN'S PRIMARY SCHOOL, GILFORD (straight out)	ARMAGH CITY, BANBRIDGE AND CRAIGAVON	30.89	3.25	<b>£2,483</b>
5032463	BLESSED PATRICK O'LOUGHRAN PRIMARY SCHOOL (straight out)	MID ULSTER	30.30	14.14	<b>£2,175</b>
5032692	ST MARY'S PRIMARY SCHOOL, STEWARTSTOWN (straight out)	MID ULSTER	32.22	8.89	<b>£2,024</b>
5032699	ST MARY'S PRIMARY SCHOOL, DUNAMORE (straight out)	MID ULSTER	31.35	3.24	<b>£3,267</b>
5032717	ST PATRICK'S PRIMARY SCHOOL, MULLINAHOE (straight out)	MID ULSTER	23.53	9.24	<b>£3,777</b>
5033003	ST PAUL'S PRIMARY SCHOOL, CABRA (straight out)	NEWRY MOURNE AND DOWN	32.50	6.25	<b>£1,855</b>
5033004	ST MARY'S PRIMARY SCHOOL, RATHFRILAND (straight out)	ARMAGH CITY, BANBRIDGE AND CRAIGAVON	32.14	0.00	<b>£2,344</b>

## APPENDIX A – ALLOCATION OF EXTENDED SCHOOLS FUNDING 2018/19

DE Ref	Exiting School Name	Local Government District	% of total pupils entitled to free school meals	% of total pupils living in a NRA/30% most deprived wards/SOAs	Allocation due for period Apr-June 2018
5033025	ST PATRICK'S PRIMARY SCHOOL, BALLYMAGHERY (straight out)	NEWRY MOURNE AND DOWN	28.79	0.31	<b>£4,397</b>
5036047	ST PATRICK'S PRIMARY SCHOOL, ANNAGHMORE (straight out)	MID ULSTER	28.71	17.70	<b>£3,533</b>
5110017	RAILWAY STREET NURSERY SCHOOL (straight out)	ARMAGH CITY, BANBRIDGE AND CRAIGAVON	32.14	28.57	<b>£978</b>
5116197	KILKEEL NURSERY SCHOOL (straight out)	NEWRY MOURNE AND DOWN	18.75	18.75	<b>£1,417</b>
5136217	ST JOHN THE BAPTIST NURSERY (straight out)	ARMAGH CITY, BANBRIDGE AND CRAIGAVON	25.49	41.18	<b>£1,366</b>
5210016	KILKEEL HIGH SCHOOL (straight out)	NEWRY MOURNE AND DOWN	21.17	26.43	<b>£5,466</b>
5230076	ST PATRICK'S COLLEGE, BANBRIDGE (end of buffer funding)	ARMAGH CITY, BANBRIDGE AND CRAIGAVON	35.14	24.03	<b>£4,667</b>
5260286	INTEGRATED COLLEGE DUNGANNON (straight out)	MID ULSTER	32.94	30.24	<b>£5,341</b>
<b>TOTAL EXITING</b>	<b>63</b>				<b>£187,767</b>

## APPENDIX A – ALLOCATION OF EXTENDED SCHOOLS FUNDING 2018/19 – Irish Medium

ES IM Cluster Group	Lead School	Allocation
St Joseph's College	Scoil an Droichid Primary School (1046641)	£10,000
Circle of Friends	Bunscoil Bheann Mhadagain (1046596)	£10,000
Upper Springfield	Gaelscoil na Móna (1046671)	£10,000
Greater Falls -Primary	Gaelscoil na bhFál (1046571)	£5,880
Greater Falls –Post Primary	Colaiste Feirste (1240291)	£6,955
Strabane 1	St Patrick's PS, Newtownstewart (2036008)	£2,000
Strabane 5	Gaelscoil Uí Dhochartaigh (2046638)	£10,000
TRIAX 1	Gaelscoil Eadain Mhóir (2046646)	£9,745
TRIAX 2	St Joseph's Secondary School (2230131)	£9,508
Outer West, Derry	Gaelscoil Na Daroige (2046687)	£9,852
Outer North 1, Derry	Thornhill College (2420052 – VGS)	£10,000
Outer North 2, Derry	Bunscoil Cholmcille (2036574)	£8,300
Waterside 2	Sacred Heart Primary School, Trench Road (2036259)	£9,950
Omagh 2	St Dympna's PS, Dromore (2036186)*	£9,437
Fermanagh 1	St Kevin's College (2230322)	£10,000
Limavady 2	St Canice's PS, Feeney (2032263)	£10,000
Omagh 3	St Columbkille's Primary School (2032737)*	£10,000
Newtownabbey 2	Edmund Rice College (3230203)	£10,000
Downpatrick	Our Lady and St Patrick PS (4036693)	£4,750
TACT	Holy Evangelist PS (4036702)	£9,640
Dundonald	Dundonald High School (4210262)	£4,270
Gaelscoil Uí Neill	Gaelscoil Uí Neill (5046637)	£9,926
Armagh City	Christian Brothers' PS, Armagh (5031110)*	£6,750
Lurgan	St Francis PS (5036633)	£9,160
Bessbrook	St Joseph's PS, Bessbrook (5036110)	£10,000
County Armagh	Christian Brothers' PS, Armagh (5031110)*	£10,000
South Armagh	St Joseph's HS, Crossmaglen (5230167)	£9,525
NAMES	St Mary's High School, Newry (5230108)	£10,000
Brownlow	Lismore Comprehensive (5230213)	£10,000
The Fews	St Michael's PS, Newtownhamilton (5031070)	£9,030
Coalisland	Primate Dixon PS (5036590)	£10,000
<b>Overall Total due to EA</b>		<b>£276k</b>