



Police Recorded Security Situation Statistics

1 April 2023 to 31 March 2024

Date of Publication:

16 May 2024


Frequency of Publication:

Annual

Issued by:

PSNI Statistics Branch
Lisnasharragh
42 Montgomery Road
Belfast
BT6 9LD

 statistics@psni.police.uk

 028 9065 0222 Ext. 24135

Web [PSNI Statistics](#)

Key Statistics

During 1 April 2023 to 31 March 2024:

- there was one security related death, the same number as in each of the previous two years.
- there was an decrease in the number of shooting incidents and the number of casualties of paramilitary style assaults compared to the previous year, while the number of bombing incidents and the number of casualties of paramilitary style shootings were similar to the previous 2 years. Current levels of these types of security incidents are markedly lower than 10 years ago and vastly lower than 1998 when the Good Friday Agreement was signed.
- there were 25 shooting incidents, approximately a third fewer than the previous year (37) and the second lowest number of shootings since records began in 1969.
- there were 7 bombing incidents, one more than occurred during the previous year (6).
- there were 12 casualties of paramilitary style shootings, one more than occurred during the previous year (11). The majority of paramilitary style shootings (9) were attributed to Republicans. All 12 casualties were aged 18 years or older.
- there were 25 casualties of paramilitary style assaults, 7 fewer than during the previous year (32) and the lowest number recorded since 1983/84. Loyalists were responsible for 22 of the 25 assaults. All 25 casualties were aged 18 years or older.
- there were 89 security related arrests under Section 41 of the Terrorism Act 2000, compared to 121 during the previous year. The number of persons subsequently charged was 24 compared to 13 in the previous year.



Contents

1. Things you need to know about this release.....	2
2. Summary Statistics	3
3. Summary statistics of ten year trends.....	4
4. Commentary	5
4.1 Security Related Deaths	5
4.2 Shooting Incidents	5
4.3 Bombing Incidents	6
4.4 Paramilitary Style Assaults	7
4.5 Paramilitary Style Shootings	8
4.6 Finds of Firearms, Explosives and Ammunition	9
4.7 Section 41 Terrorism Act Arrests and Subsequent Charges	10
5. District level tables	11
6. Revisions	13

We welcome user feedback on these statistics. This can be sent to the email address on the cover page or by contacting us at the telephone number provided.

1. Things you need to know about this release

Coverage

Police Recorded Statistics on the Security Situation for Northern Ireland are collated and produced by statisticians seconded to the Police Service of Northern Ireland (PSNI) from the Northern Ireland Statistics and Research Agency (NISRA).

Police recorded statistics relating to the security situation in Northern Ireland are the main source of official information on trends and statistics relating to the security situation throughout the Troubles and up to the present day. The PSNI produces statistics on incidents relating to the security situation that are reported to the police, including security related deaths, shooting and bombing incidents, paramilitary style attacks and arrests under Section 41 of the Terrorism Act 2000.

This annual bulletin presents finalised security situation statistics for the period 1 April 2023 to 31 March 2024. An accompanying [spreadsheet](#) is available on our website which outlines the data in this bulletin and historic trends. Further information on how these statistics are collated, reported and used is included in the [Security Situation Statistics User Guide](#) available on the [PSNI website](#).

The security situation figures relate to those incidents that took place within Northern Ireland, they do not include any security related incidents that may have happened either in the Republic of Ireland or in Great Britain.

These statistics only include those incidents that are brought to the attention of the police and some such incidents may not have been reported. Therefore a level of under-reporting may exist and users of the statistics should exercise caution when examining trends based on these police statistics.

National Statistics

National Statistics status means that these statistics are accredited official statistics¹ that meet the highest standards of trustworthiness, quality and public value, and as producers, it is our responsibility to maintain compliance with these standards.

These accredited official statistics were independently reviewed by the Office for Statistics Regulation in June 2012. They comply with the standards of trustworthiness, quality and value in the Code of Practice for Statistics and should be labelled 'accredited official statistics'.

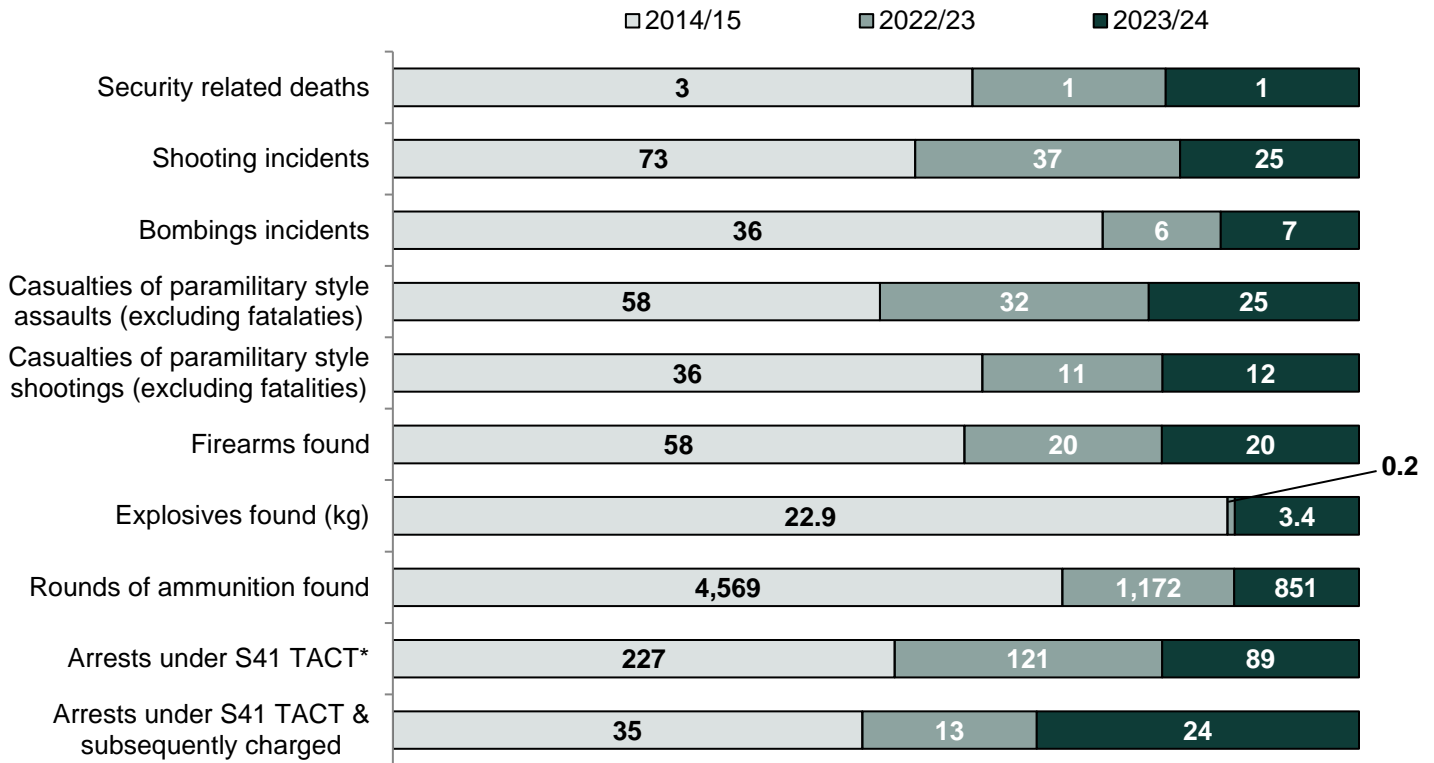
Our statistical practice is regulated by the Office for Statistics Regulation (OSR). OSR sets the standards of trustworthiness, quality and value in the [Code of Practice for Statistics](#) that all producers of official statistics should adhere to. You are welcome to contact us directly with any comments about how we meet these standards by emailing statistics@psni.police.uk. Alternatively, you can contact OSR by emailing regulation@statistics.gov.uk or via the [Office for Statistics Regulation website](#).

¹ Accredited official statistics are called National Statistics in the Statistics and Registration Service Act 2007. The Office for Statistics Regulation website provides further information on [Accredited official statistics](#).

2. Summary Statistics

Figure 1 summarises the number of security related incidents during the past year (2023/24) compared to the previous year (2022/23) and 2014/15.

Figure 1: Comparison of security incidents between 2023/24, 2022/23 and 2014/15.



* Figures in this publication include only those arrests that are linked to the security situation in Northern Ireland; persons who have been arrested under Section 41 of the Terrorism Act for other reasons are excluded.

3. Summary statistics of ten year trends

Threat level lowered from 'severe' to 'substantial', March 2022 Threat level raised to 'severe', March 2023 Threat level lowered to 'substantial', March 2024

Figure 2: Number of deaths due to the security situation 2014/15 – 2023/24

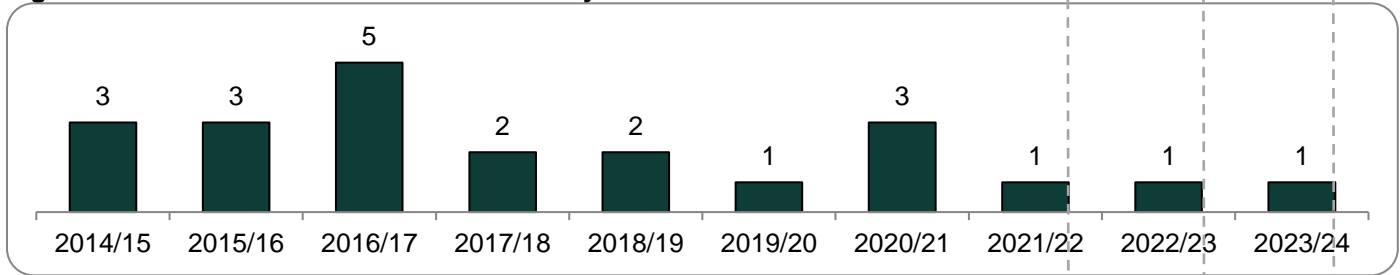


Figure 3: Number of shooting incidents 2014/15 – 2023/24

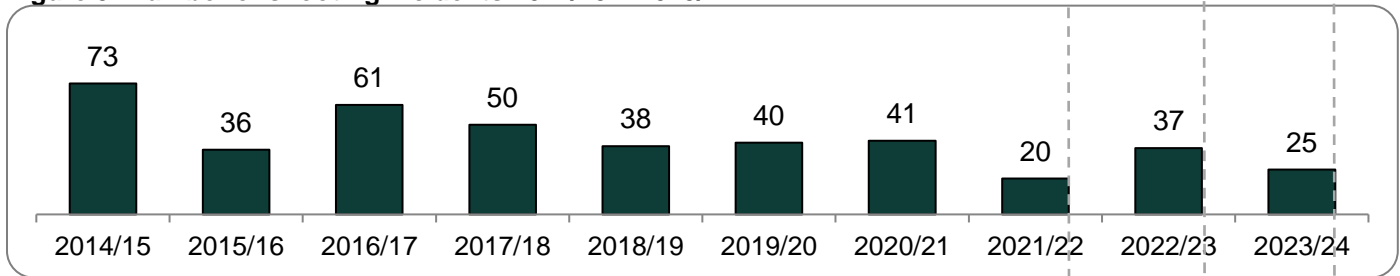


Figure 4: Number of bombing incidents 2014/15 – 2023/24

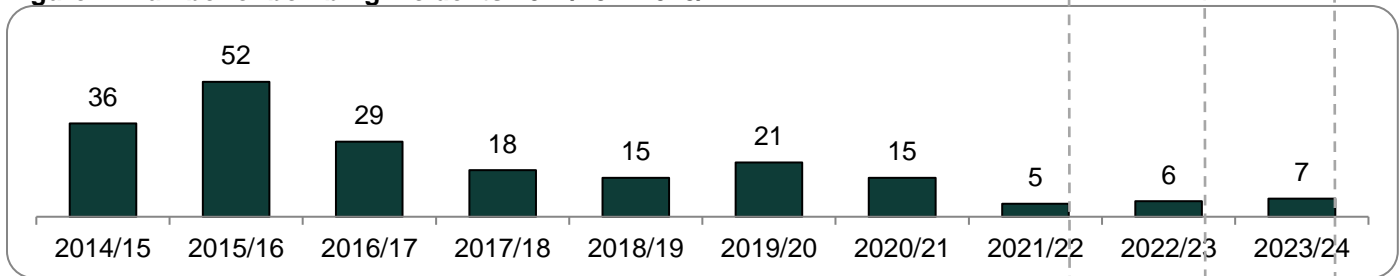


Figure 5: Number of casualties as a result of paramilitary style assaults 2014/15 – 2023/24

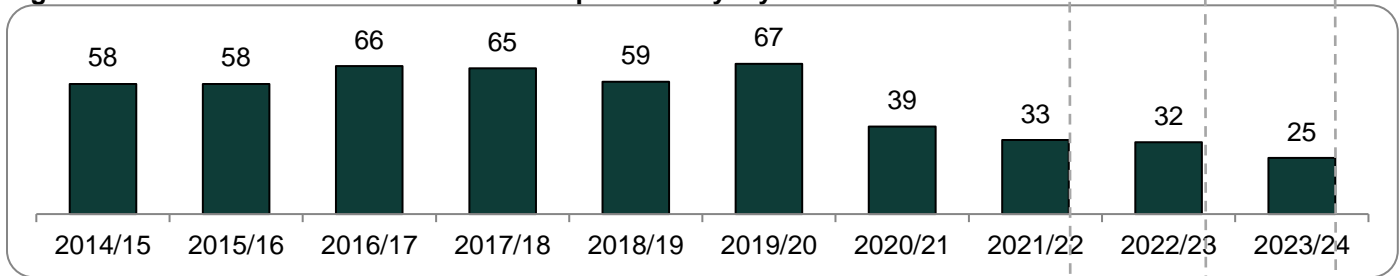
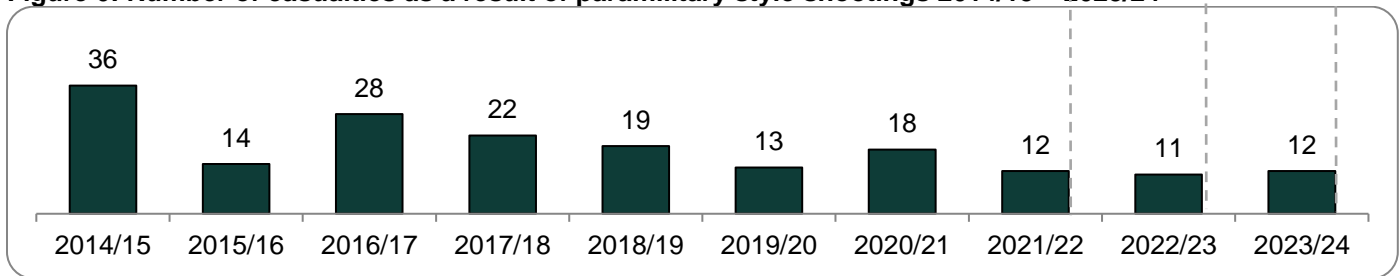


Figure 6: Number of casualties as a result of paramilitary style shootings 2014/15 – 2023/24



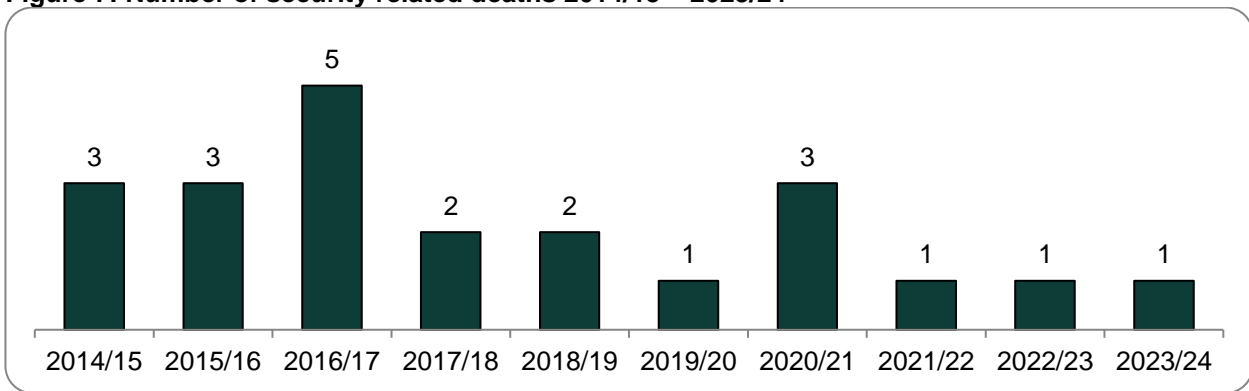
4. Commentary

4.1 Security Related Deaths

Security related deaths are those which are considered at the time of the incident to be directly attributed to terrorism, where the cause has a direct or proximate link to subversive / sectarian strife or where the death is attributable to security force activity.

- There was one security related death during 2023/24, the same number as in each of the previous two years. This death occurred in Belfast in January 2024.
- The past 5 years have seen 7 security related deaths, approximately half the number that occurred during the previous 5 years (15), see Figure 7.

Figure 7: Number of security related deaths 2014/15 – 2023/24

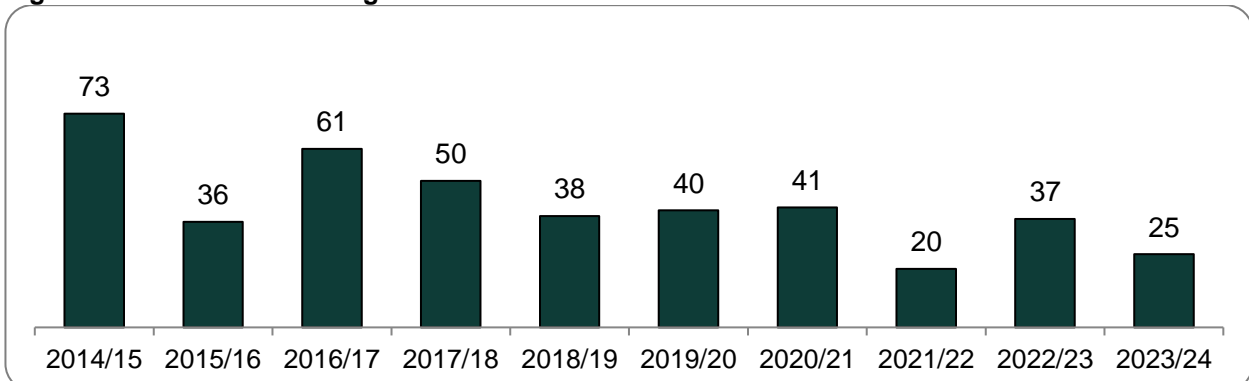


4.2 Shooting Incidents

These include any shooting incident relating to the security situation and include shots fired by terrorists, shots fired by the security forces, paramilitary style attacks involving shootings and shots heard (and later confirmed by other sources).

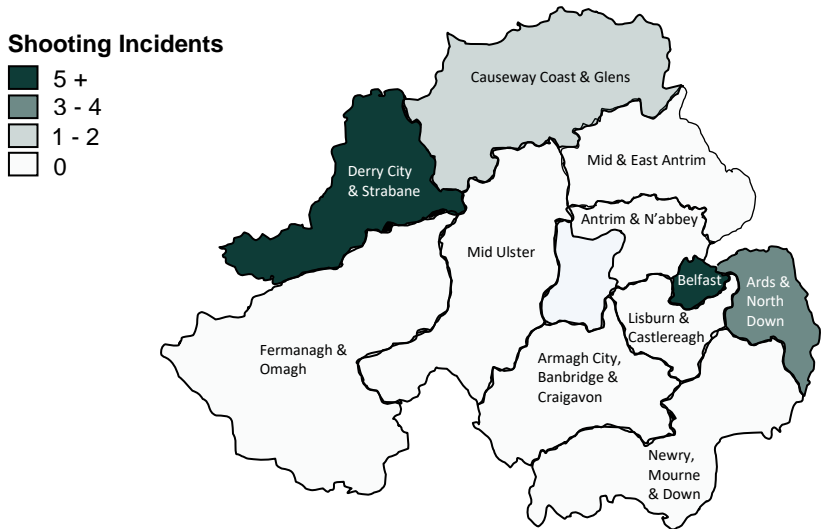
- There were 25 shooting incidents during 2023/24, approximately a third fewer than the previous year (37) and the second lowest number of shootings since records began in 1969. See Figure 8 for a yearly breakdown.
- The number of shooting incidents over the past 5 years (163) has decreased by more than a third (37%) compared to the number that occurred during the previous 5 years (258 incidents).

Figure 8: Number of shooting incidents 2014/15 – 2023/24



- All 25 shooting incidents occurred in four Policing Districts during 2023/24, which is half the number of Districts that experienced such attacks during the previous year. There were 10 shooting incidents in Belfast, 9 in Derry City and Strabane, 4 in Ards and North Down and 2 in Causeway Coasts and Glens.
- While Belfast experienced the same number of shootings as the previous year, the number in Derry City and Strabane decreased (from 14 to 9), as it did in Ards and North Down (from 6 to 4) and in Causeway Coasts and Glens (from 3 to 2). Figure 9 shows the distribution of shooting incidents during the past year while Section 5 provides a breakdown by Policing District compared to the previous year.

Figure 9: Number of shooting incidents during 2023/24

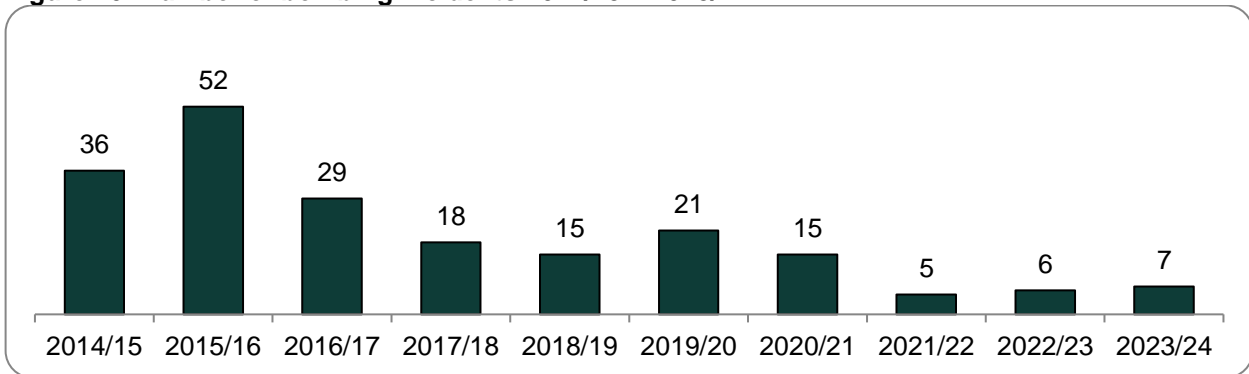


4.3 Bombing Incidents

These include all incidents where a bombing device explodes or is defused. If a device is found that is not complete or armed, then it is recorded as a 'find' and not as a bombing.

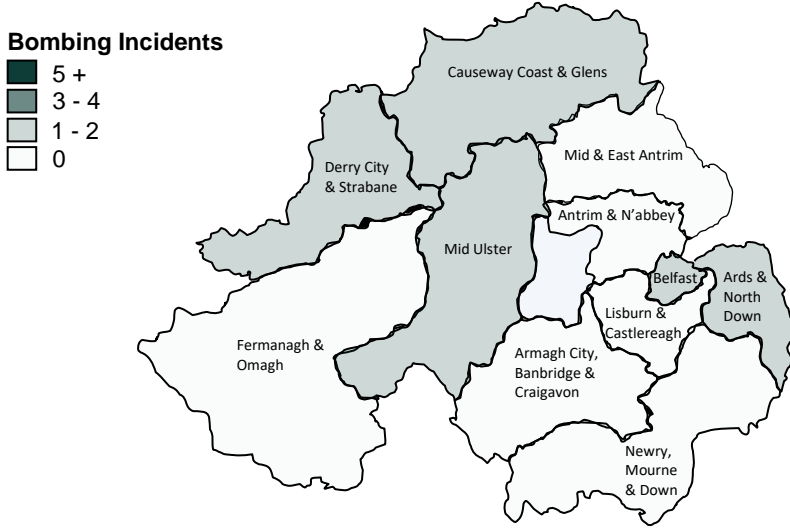
- There were 7 bombing incidents during 2023/24. Although this is one more bombing than occurred during the previous year (6), the number of bombing incidents since 2021/22 have been notably lower than preceding years; see Figure 10. Only 1995/96 saw fewer bombing incidents than the past 3 years, when there were none; see the accompanying spreadsheet [here](#).
- The number of bombing incidents over the past 5 years (54) has decreased by almost two thirds (64%) compared to the number that occurred during the previous 5 years (150 incidents).

Figure 10: Number of bombing incidents 2014/15 – 2023/24



- Belfast and Causeway Coast and Glens each experienced 2 bombing incidents during 2023/24, while Ards and North Down, Mid Ulster and Derry City and Strabane each experienced one such incident.

Figure 11: Number of bombing incidents during 2023/24

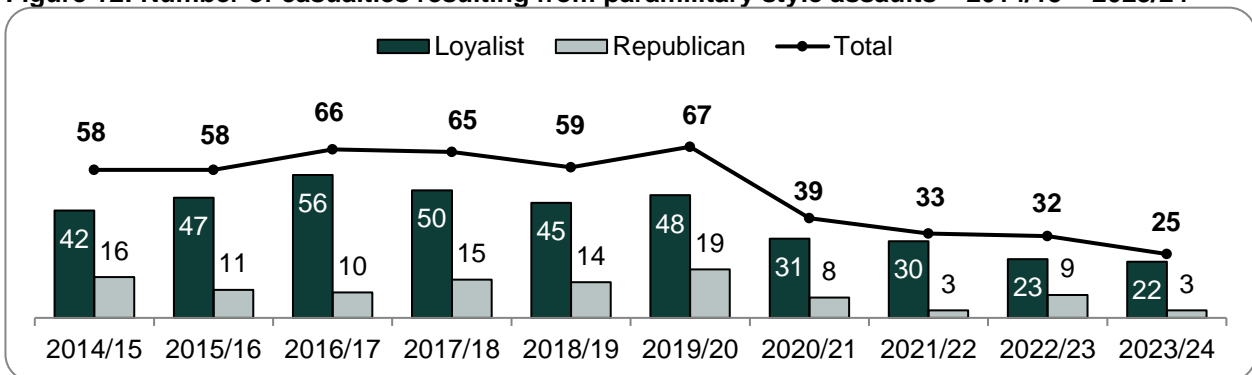


4.4 Paramilitary Style Assaults

Paramilitary style assaults are usually carried out by Loyalist or Republican groups on members of their own community as a so-called punishment. The assault will involve major or minor physical injury to the injured party typically involving a group of assailants armed with, for example, iron bars or baseball bats. Paramilitary style assaults that result in death are counted as 'security related deaths' and are not reflected in the paramilitary style assault figures.

- There were 25 casualties of paramilitary style assaults during 2023/24, 7 fewer than during the previous year (32) and the lowest number recorded since 1983/84. There has been a year-on-year decline in the number of paramilitary style assaults since 2019/20.
- The number of assaults during the past 5 years (196) is over a third (36%) lower than the number that occurred during the previous 5 years (306 incidents), see Figure 12.

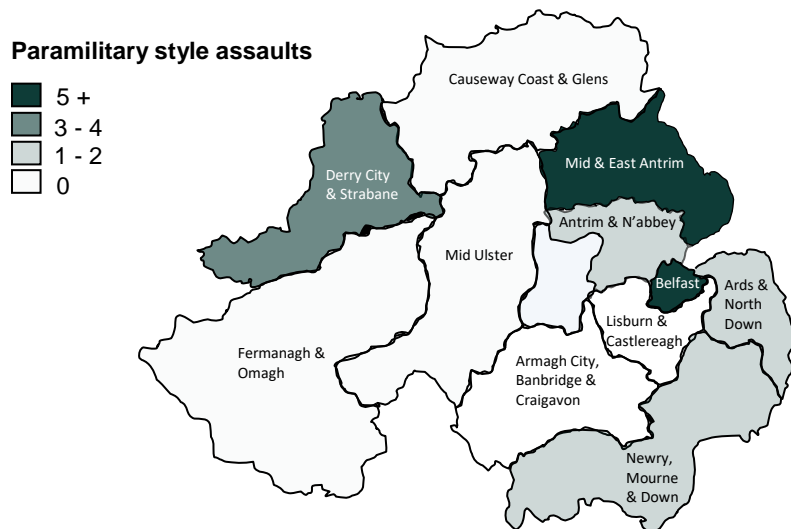
Figure 12: Number of casualties resulting from paramilitary style assaults⁽¹⁾ 2014/15 – 2023/24



(1) Paramilitary style assaults that result in death are counted as security related deaths and are not included in the casualties of paramilitary style assaults figures. Attribution is as perceived by PSNI based on the information available at the time of incident.

- The majority of paramilitary style assaults were attributed to Loyalists. In 2023/24, 22 of the 25 assaults (88%) were attributed to Loyalists with the remaining attributed to Republicans.
- All of the 25 casualties of paramilitary style assaults during the past year were aged 18 years or older.
- The greatest number of assaults were carried out in Belfast (10 casualties), followed by Mid and East Antrim (7). Compared to the previous year, the greatest increase in the number of assaults occurred in Mid and East Antrim (from 2 to 7), while the greatest decrease occurred in both Ards and North Down (from 7 to 2) and Causeway Coast and Glens (from 5 to none). Figures for all Districts can be found in Section 5. Figure 13 shows the distribution of paramilitary style assaults across the 11 policing districts during 2023/24.

Figure 13: Number of casualties as a result of paramilitary style assaults during 2023/24

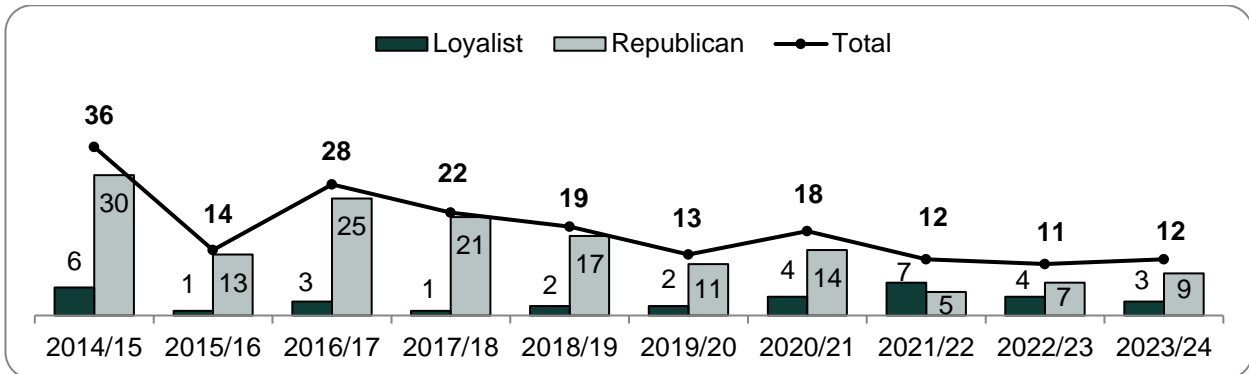


4.5 Paramilitary Style Shootings

Paramilitary style shootings usually result in the injured party being shot in the knees, elbows, feet, ankles or thighs and the motive is supposedly to punish the person for anti-social activities. These paramilitary style shootings are generally conducted by Loyalist or Republican paramilitary groups on members of their own community. Paramilitary style shootings that result in death are counted as 'security related deaths' and are not reflected in the paramilitary style shooting figures.

- There were 12 casualties of paramilitary style shootings during 2023/24, one more than during the previous year.
- The number of casualties of paramilitary style shootings during the past 5 years (66) has fallen by almost a half (45%) compared to the number during the previous 5 years (119), see Figure 14.
- The majority of paramilitary style shootings were attributed to Republicans in 2023/24. Of the 12 shootings, 9 were attributed to Republicans and 3 were attributed to Loyalists.

Figure 14: Number of casualties resulting from paramilitary style shootings⁽¹⁾ 2014/15 – 2023/24



(1) Paramilitary style shootings that result in death are counted as security related deaths and are not included in the casualties of paramilitary style shooting figures. Attribution is as perceived by PSNI based on the information available at the time of incident.

- All of the 12 casualties of paramilitary style shootings during the past year were aged 18 years or older.
- Of the 12 paramilitary style shootings in the past year, 6 were carried out in Belfast and 3 in Derry City and Strabane. Ards and North Down experienced 2 such attacks and Causeway Coast and Glens experienced one. There were 7 Districts in which no paramilitary style shootings occurred and these are the same Districts in which no such shootings occurred during the previous year, see Section 5.
- Figure 15 shows the distribution of paramilitary style shootings during 2023/24.

Figure 15: Number of casualties as a result of paramilitary style shootings during 2023/24



4.6 Finds of Firearms, Explosives and Ammunition

These refer to the seizure or recovery of all illegal firearms, ammunition, explosives, rocket/mortar launchers, detonators and bomb making material/equipment. Replica/blank firing firearms, petrol bombs and petrol bomb making materials, grenades and munitions from World War 1 or World War 2 found on the beach or in attics etc. are not recorded as finds.

- There were 20 firearms found during 2023/24, the same number as during the previous year.
- There was 3.4kg of explosives found during 2023/24 compared to 0.2kg during the previous year and 851 rounds of ammunition found during 2023/24 compared to 1,172 during the previous year.

Table 1: Number of firearms, explosives and rounds of ammunition seized by PSNI 2014/15 – 2023/24

	Firearms	Explosives (kg)	Rounds of Ammunition
2014/15	58	22.9	4,569
2015/16	66	2.4	4,418
2016/17	45	75.1	2,635
2017/18	40	0.4	5,758
2018/19	45	1.2	1,284
2019/20	30	0.9	774
2020/21	17	2.9	2,049
2021/22	45	0.5	1,877
2022/23	20	0.2	1,172
2023/24	20	3.4	851

4.7 Section 41 Terrorism Act Arrests and Subsequent Charges

Section 41 of the Terrorism Act 2000 enables police officers to arrest persons whom they reasonably suspect to be a terrorist. Following arrest under Section 41 of the Terrorism Act an individual may be charged with any offence (e.g. attempted murder) and not necessarily an offence listed under the Terrorism Act. Figures in this publication include only those arrests that are linked to the security situation in Northern Ireland; persons who have been arrested under Section 41 of the Terrorism Act for other reasons are excluded.

- There were 89 persons arrested under Section 41 of the Terrorism Act 2000 during 2023/24 compared to 121 during the previous year (Table 2).
- Of the 89 arrests, 40 (45%) of them occurred in Derry City and Strabane, 17 (19%) occurred in Belfast and 14 (16%) occurred in Fermanagh and Omagh. A full District breakdown can be found in Section 5.
- There were 24 persons arrested under Section 41 of the Terrorism Act 2000 and subsequently charged (with any offence) during 2023/24, almost double the number charged during the previous year (13).

Table 2: Number of persons arrested under Section 41 of the Terrorism Act 2000 and subsequently charged 2014/15 – 2023/24

	Persons arrested under Section 41 of TACT	Persons subsequently charged ^(1,2)
2014/15	227	35
2015/16	149	18
2016/17	137	19
2017/18	176	13
2018/19	146	16
2019/20	123	15
2020/21	105	20
2021/22	115	17
2022/23	121	13
2023/24	89	24

(1) Statistics refer to charges brought against a person after the original period of detention (including extensions). Any subsequent charges, additions, deletions to the original charges are not included.

(2) Persons can be charged under legislation other than the Terrorism Act.

5. District level tables

Bombing and Shooting Incidents

Policing District	Bombing incidents ¹			Shooting incidents ²		
	12 months to March 23	12 months to March 24	Change	12 months to March 23	12 months to March 24	Change
Belfast City	1	2	1	10	10	0
Lisburn & Castlereagh City	0	0	0	0	0	0
Ards & North Down	1	1	0	6	4	-2
Newry, Mourne & Down	0	0	0	0	0	0
Armagh City, Banbridge & Craigavon	0	0	0	1	0	-1
Mid Ulster	1	1	0	1	0	-1
Fermanagh & Omagh	0	0	0	1	0	-1
Derry City & Strabane	3	1	-2	14	9	-5
Causeway Coast & Glens	0	2	2	3	2	-1
Mid & East Antrim	0	0	0	0	0	0
Antrim & Newtownabbey	0	0	0	1	0	-1
Northern Ireland	6	7	1	37	25	-12

1) Individual bombing incidents involve one or more explosive devices. Incidents include explosions and defusings. Incidents involving hoax devices, petrol bombings or incendiaries are excluded.

2) The following types of incidents are included:

- Shots fired by terrorists
- Shots fired by the security forces
- Paramilitary-style attacks involving shootings
- Shots heard (and later confirmed)

Casualties of Paramilitary-Style Attacks

Policing District	Casualties resulting from paramilitary-style shootings ³			Casualties resulting from paramilitary-style assaults ³		
	12 months to March 23	12 months to March 24	Change	12 months to March 23	12 months to March 24	Change
Belfast City	4	6	2	13	10	-3
Lisburn & Castlereagh City	0	0	0	0	0	0
Ards & North Down	2	2	0	7	2	-5
Newry, Mourne & Down	0	0	0	0	1	1
Armagh City, Banbridge & Craigavon	0	0	0	0	0	0
Mid Ulster	0	0	0	1	0	-1
Fermanagh & Omagh	0	0	0	0	0	0
Derry City & Strabane	3	3	0	3	3	0
Causeway Coast & Glens	2	1	-1	5	0	-5
Mid & East Antrim	0	0	0	2	7	5
Antrim & Newtownabbey	0	0	0	1	2	1
Northern Ireland	11	12	1	32	25	-7

(3) Paramilitary style assaults/shootings that result in death are counted as security related deaths and are not included in the casualties of paramilitary style assaults/shootings figures.

Arrests under Section 41 TACT and subsequent charges

Policing District	Section 41 Terrorism Act arrests			Persons charged subsequent to Section 41 TACT arrest ^{4,5}		
	12 months to March 23	12 months to March 24	Change	12 months to March 23	12 months to March 24	Change
Belfast City	33	17	-16	7	1	-6
Lisburn & Castlereagh City	4	0	-4	2	0	-2
Ards & North Down	2	1	-1	0	0	0
Newry, Mourne & Down	1	5	4	0	1	1
Armagh City, Banbridge & Craigavon	2	0	-2	0	0	0
Mid Ulster	8	5	-3	0	3	3
Fermanagh & Omagh	4	14	10	0	6	6
Derry City & Strabane	54	40	-14	1	10	9
Causeway Coast & Glens	10	6	-4	1	2	1
Mid & East Antrim	1	0	-1	1	0	-1
Antrim & Newtownabbey	2	1	-1	1	1	0
Northern Ireland	121	89	-32	13	24	11

(4) Statistics refer to charges brought against a person after the original period of detention (including extensions). Any subsequent charges, additions, deletions to the original charges are not included.

(5) Persons can be charged under legislation other than the Terrorism Act.

6. Revisions

Revisions are carried out in accordance with our [Revisions Policy](#), a copy of which is available in the Official Statistics section of the PSNI Statistics website. Figures within the current financial year to date are provisional and will be subject to slight revision until figures for the full financial year are published. This means that the totals for each month from April 2023 can change each time the figures are published during the financial year. These amendments can happen for a number of reasons, such as an incident being included or excluded following further investigation by an officer.

Since the publication of the previous bulletin up until 29 February 2024 the following two revisions have made to the data:

- The number of shooting incidents recorded in January 2024 increased by one (from 2 to 3).
- The quantity of explosives found in February 2024 decreased by 0.02kg (from 0.02kg to none).