



Department of  
**Justice**

[www.justice-ni.gov.uk](http://www.justice-ni.gov.uk)

---

**Analytical Services Group**

# **The Northern Ireland Prison Population 2016 and 2016/17**

Research and Statistical Bulletin 27/2017

September 2017

E Crone

**This is a National Statistics publication.**

National Statistics are produced to high professional standards set out in the National Statistics Code of Practice. They are produced free from any political interference and undergo regular quality assurance reviews to ensure that they meet customer needs.

For general enquiries about National Statistics, contact the National Statistics Public Enquiry Service at:  
Room D265, Office for National Statistics,  
Government Buildings, Cardiff Road,  
Newport, South Wales, NP10 8XG

Tel: 0845 6013034  
Minicom: 01633 815044  
E-mail: [info@ons.gsi.gov.uk](mailto:info@ons.gsi.gov.uk)  
Fax: 01633 652747

Internet: [www.statistics.gov.uk](http://www.statistics.gov.uk)

Produced by Analytical Services Group,  
Department of Justice.

For further information write to:

**Analytical Services Group,  
Laganside House,  
Oxford Street,  
Belfast BT1 3LA**

**Telephone: 028 9052 5151**

**Email: [statistics.research@justice-ni.x.gsi.gov.uk](mailto:statistics.research@justice-ni.x.gsi.gov.uk)**

This bulletin is available on the Internet at:

[www.justice-ni.gov.uk](http://www.justice-ni.gov.uk)

## Contents

National Statistics.....	3
Introduction .....	3
Users.....	3
Executive Summary.....	5
Average Daily Prison Population .....	5
Receptions .....	5
International Comparisons.....	6
Average Daily Prison Population .....	7
Figure 1: Average Daily Prison Population 2003-2016.....	7
Average Daily Prison Population by Prisoner Type.....	7
Remand Prisoners .....	7
Immediate Custody Prisoners.....	7
Figure 2: Average Daily Prison Population by Prisoner Type, 2003-2016 .....	8
Fine Defaulter and Non-Criminal Prisoners.....	9
Average Daily Prison Population by Gender .....	9
Figure 3: Average Daily Prison Population by Gender, 2003-2016.....	9
Average Daily Immediate Custody Prison Population by Current Age .....	10
Figure 4: Average Daily Prison Population under Sentence of Immediate Custody by Current Age, 2016.....	10
Average Daily Immediate Custody Prison Population by Sentence Length.....	10
Figure 5: Average Daily Prison Population under Sentence of Immediate Custody by Sentence Length, 2016 .....	10
Average Daily Immediate Custody Prison Population by Principal Offence .....	11
Figure 6: Average Daily Prison Population under Sentence of Immediate Custody by Principal Offence, 2016.....	11
Receptions into Prison .....	11
Figure 7: Prison Receptions, 2004-2016 .....	12
Prison Receptions by Prisoner Type .....	12
Remand Prisoners .....	12
Immediate Custody Prisoners.....	12
Fine Defaulter and Non-Criminal Prisoners.....	13
Figure 8: Prison Receptions by Prisoner Type, 2009-2016 .....	13
Prison Receptions by Gender.....	13
Immediate Custody Receptions by Age at Reception.....	13
Figure 9: Immediate Custody Receptions by Age at Reception, 2016 .....	14
Immediate Custody Receptions by Sentence Length .....	14
Figure 10: Immediate Custody Receptions by Sentence Length, 2016.....	14
Immediate Custody Receptions by Principal Offence.....	15
Figure 11: Immediate Custody Receptions by Principal Offence, 2016 .....	15
International Comparisons.....	16
Figure 12: Prison Population* per 100,000 Population, Selected European Jurisdictions ..	16
Appendix One: Tables.....	18
Table 1: Average Daily Northern Ireland Prison Population by Prisoner Type, Gender and Establishment .....	18
Table 2: Average Daily Northern Ireland Prison Population under Sentence of Immediate Custody by Gender and Current Age .....	19
Table 3: Average Daily Northern Ireland Prison Population under Sentence of Immediate Custody by Current Age, Gender and Sentence Length .....	20
Table 4: Average Daily Northern Ireland Prison Population under Sentence of Immediate Custody by Gender and Sentence Length.....	21

Table 5: Average Daily Northern Ireland Prison Population under Sentence of Immediate Custody by Current Age, Gender and Principal Offence.....	22
Table 6: Average Daily Northern Ireland Prison Population under Sentence of Immediate Custody by Gender and Principal Offence .....	23
Table 7: Northern Ireland Prison Receptions by Prisoner Type, Gender and Establishment ..	24
Table 8: Northern Ireland Prison Receptions under Sentence of Immediate Custody by Gender and Age at Reception .....	25
Table 9: Northern Ireland Prison Receptions under Sentence of Immediate Custody by Age at Reception, Gender and Sentence Length .....	26
Table 10: Northern Ireland Prison Receptions under Sentence of Immediate Custody by Gender and Sentence Length.....	27
Table 11: Northern Ireland Prison Receptions under Sentence of Immediate Custody by Age at Reception, Gender and Principal Offence .....	28
Table 12: Northern Ireland Prison Receptions under Sentence of Immediate Custody by Gender and Principal Offence.....	29
Appendix Two: Notes for Readers .....	30
Methodology and Counting Rules .....	30
Average Prisoner Population .....	30
Receptions Data.....	30
Age .....	31
Offence Grouping.....	31
Principal Offence.....	31
Sentence Length .....	31
Type of Prisoner .....	32
Significant Testing.....	32
Quality Assurance/Validation .....	32

## National Statistics

National Statistics status means that official statistics meet the highest standards of trustworthiness, quality and public value.

All official statistics should comply with all aspects of the Code of Practice for Official Statistics. They are awarded National Statistics status following an assessment by the Authority's regulatory arm. The Authority considers whether the statistics meet the highest standards of Code compliance, including the value they add to public decisions and debate.

It is the Department of Justice's responsibility to maintain compliance with the standards expected of National Statistics. If we become concerned about whether these statistics are still meeting the appropriate standards, we will discuss any concerns with the Authority promptly. National Statistics status can be removed at any point when the highest standards are not maintained, and reinstated when standards are restored.

## Introduction

This bulletin provides key statistics relating to the average daily prison population levels and receptions for Northern Ireland during 2016 and 2016/17. It includes information by establishment, custody type, gender, age, sentence length and principal offence categories. It also includes some international data for comparison purposes.

Details on the methodology used, data validation and definition of terms can be found in the Methodology and Counting Rules section and Quality Assurance/Validation section at the back of this bulletin.

The contents of the report will be of interest to the public, government policy makers, academics and others who want to understand more about the prison population in Northern Ireland.

## Users

The statistics included in this publication are used extensively and meet a broad spectrum of user needs as shown below:

User	Summary of main statistical needs
DOJ Minister/Director General of the Northern Ireland Prison Service	Use the statistics to monitor the prison population and capacity of the prison estate
NI Assembly	Statistics are used to answer assembly questions
Policy teams in DOJ	Statistics are used to inform policy development and to monitor impact of changes over time and the impact they have on the system
Agencies responsible for offender management	Current and historical robust administrative data are used to support performance management information at national and local levels within each agency to complement their understanding of the current picture and trends over time

Academia, students and businesses	Used as a source of statistics for research purposes and to support lectures, presentations and conferences
Journalists	Used as a compendium of robust data on prison population
General public	Data are used to respond to ad-hoc requests and requests made under the Freedom of Information (FOI) Act

## Executive Summary

### Average Daily Prison Population

- ◆ For the second year in a row the average daily prison population fell; from 1,661 in 2015 to 1,482 in 2016.
- ◆ The fall in prison population was evident across all three prison establishments.
- ◆ The remand population continued to fall for its fifth successive year (-2.8% to a level of 387), albeit at a slower rate than seen previously.
- ◆ For the second year in succession, the average daily immediate custody prison population fell, from 1,255 in 2015 to 1,084 in 2016 (-13.6%).
- ◆ Fine defaulters (7) and non-criminal (immigrant detainee) (4) prisoners continue to account for only a small percentage of the overall population (0.5% and 0.3% respectively).
- ◆ The male average daily prison population fell by 11.0% (177) from 2015 to 2016, whilst the female population remained at much the same level, 56 in 2015 compared to 54 in 2016.
- ◆ The largest proportion of the average daily immediate custody prison population was aged between 21 and 29 years (33.9%), however the proportion in this age group is continuing its downward trend (39.5% in 2013, 38.0% in 2014 and 35.1% in 2015).
- ◆ Custodial sentences of 1 year or under accounted for 25.5% of immediate custody prisoners, whilst those serving life sentences accounted for 14.8%.
- ◆ The decrease in the average daily immediate custody prison population from 2015 to 2016 was evident across all offence categories bar one – namely Possession of Weapons Offences, which only increased by 1.
- ◆ The largest proportion of principal offences was classified as Violence Against the Person Offences; with 35.8% in this category.

### Receptions

- ◆ For the first time since 2012, total prison receptions increased; from 4,757 in 2015 to 5,199 in 2016, an increase of 9.3%.
- ◆ Over one half of all receptions during 2016 were for remand (54.7%), and for the first time in five years, the number of remand receptions increased in 2016 from 2,633 to 2,843.
- ◆ Immediate custody prison receptions increased slightly in 2016 (0.7% from 1,644 to 1,655), and accounted for almost 32% of all receptions, whereas in 2015 they accounted for 34.6%, this change in proportion was significant.
- ◆ For the second year in a row the number of fine default receptions increased, from 456 in 2015 to 627 in 2016, however fine default prisoners still continue to account for only a small percentage of the average daily prison population (0.5%).
- ◆ The number of Non-Criminal (immigrant detainee) receptions increased from 24 to 74 from 2015 to 2016.

- ◆ Receptions for both males and females increased; male receptions increased from 4,423 to 4,786, whilst female receptions increased from 334 to 413.
- ◆ Those aged between 21 and 29 years of age had the largest number of immediate custody receptions (44.6%).
- ◆ The proportion of immediate custody receptions for those aged 40 to 49 in 2016 was significantly lower than the proportion in 2015 (14.3% and 11.3% respectively).
- ◆ Sentences of 1 year and under accounted for the largest proportion of sentenced receptions for both total sentence and total custody sentence (66.2% and 76.6% respectively).
- ◆ The largest offence category for immediate custody receptions during 2016 was that of Public Order Offences, accounting for 20.8%, closely followed by Violence against the Person Offences which accounted for 20.0%.
- ◆ Public Order Offences was the only offence grouping in which the change in the share of overall immediate custody receptions between 2015 and 2016 was significant (20.8% in 2016 compared with 17.5% in 2015).

### International Comparisons

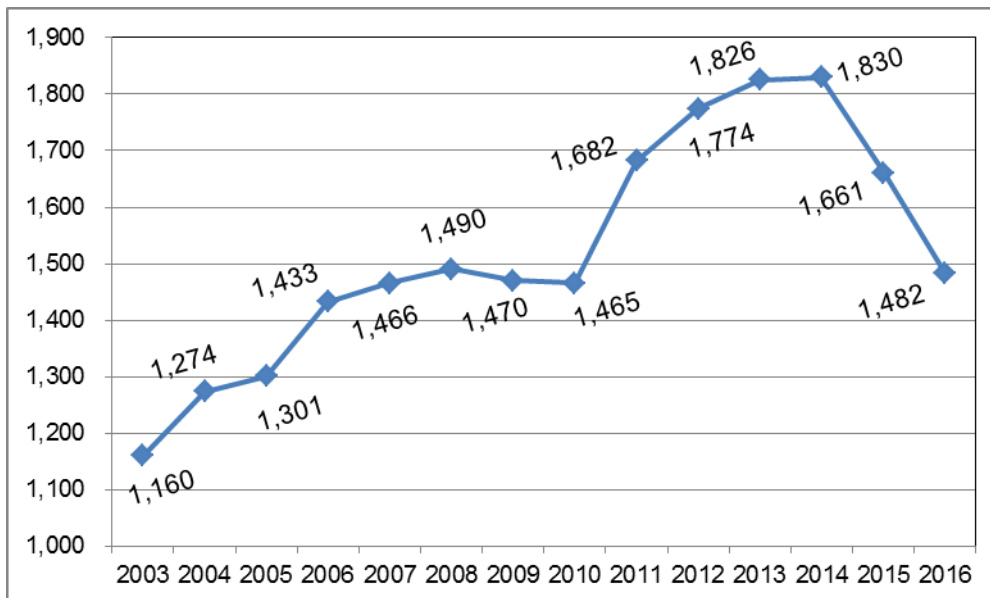
- ◆ During 2015 Northern Ireland had 87 prisoners for every 100,000 people in the population; while the equivalent figure for Scotland was 143, England and Wales was 148 and the Republic of Ireland was 80.
- ◆ Northern Ireland had 21 pre-trial/remand prisoners for every 100,000 people in the population, whilst this rate was higher than both the Republic of Ireland (13) and England and Wales (16) it was lower than Scotland (25).



## Average Daily Prison Population

For the second year in succession the average daily prison population fell. In 2015, the average daily prison population was 1,661; this decreased by 10.8% in 2016 to a level of 1,482. (Figure 1)

**Figure 1: Average Daily Prison Population 2003-2016**



This fall in the overall prison population was evident across all three prison establishments. The largest percentage decrease occurred in Magilligan (-13.9%; 531 to 457), whilst the average daily population in Maghaberry fell by 9.3%, from 964 to 874. The Hydebank Wood College Male population decreased by 10.9% (110 to 98) and, at the same time, the Hydebank Wood College Female population fell from 56 in 2015, to 54 in 2016. (Table 1)

The following sections look at the average daily prison population by custody type and gender, as well as some of the characteristics of sentenced prisoners, namely, age, sentence length and principal offence.

## Average Daily Prison Population by Prisoner Type

### Remand Prisoners

The remand population continued to fall for its fifth successive year, albeit at a slower rate than seen previously. The average daily remand population during 2016 fell by 2.8%, from a level of 398 during 2015, to 387. However, although the actual remand population fell, the proportion of overall prisoners on remand increased from 24.0% during 2015 to 26.1% in 2016. (Figure 2)

### Immediate Custody Prisoners

For the second year in a row, the average daily immediate custody prisoner population fell. During 2016, this population fell by 13.6% to a level of 1,084 (the lowest since 2012), from 1,255 during 2015. (Figure 2)

This fall in the average daily immediate custody prisoner population occurred at the same time as the resolution of the Legal Aid Dispute in January 2016 (which started in May 2015 and saw a number of solicitors and counsels withdraw their representation from a range of court cases which in turn affected

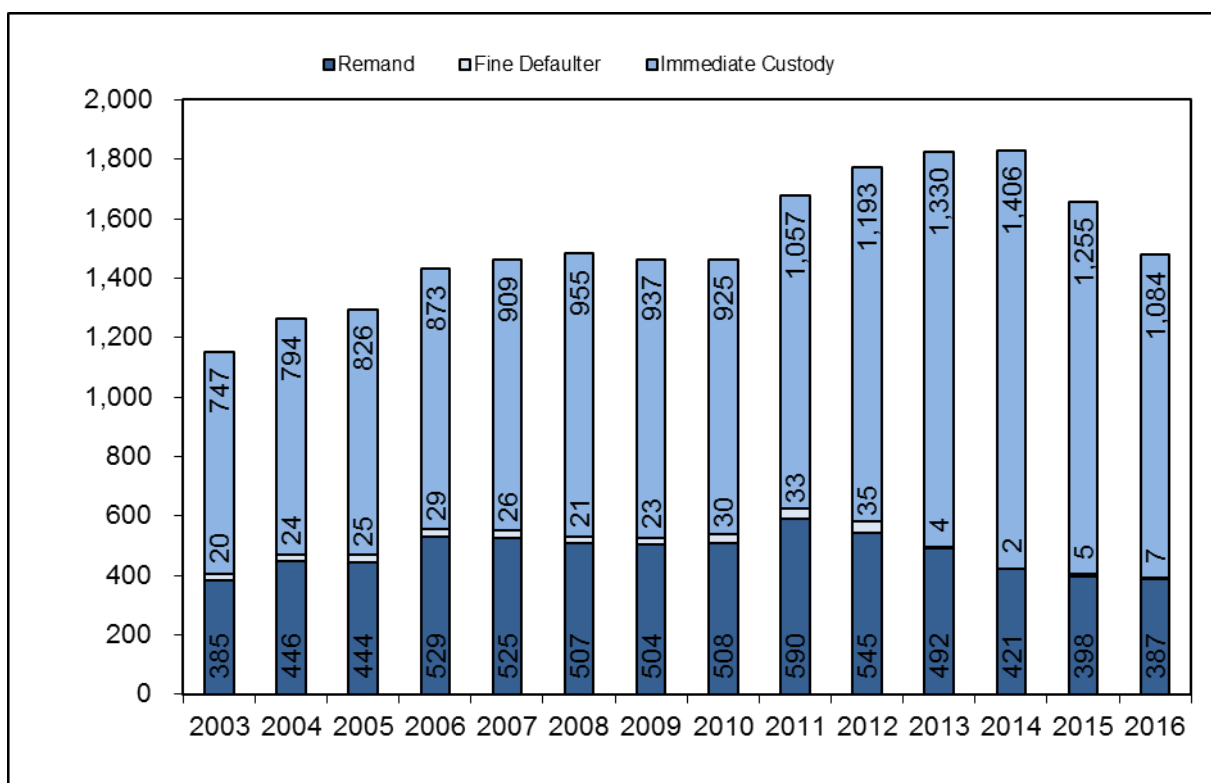
disposals and delay within the Crown Court). The number of disposals in the Crown Court increased in 2016 to 2,025, from 1,394 in 2015. However, this increase, which incorporated the working through of the backlog of cases caused by the dispute, did not surpass the number of disposals at Crown Court in 2014 (2,163), before the dispute started (link: [http://www.courtsni.gov.uk/en-GB/Publications/Targets\\_and\\_Performance/Documents/Judicial%20Statistics%202016/Judicial%20Statistics%202016.pdf](http://www.courtsni.gov.uk/en-GB/Publications/Targets_and_Performance/Documents/Judicial%20Statistics%202016/Judicial%20Statistics%202016.pdf)).

The increase in disposals in 2016 also led to an increase in convictions in the Crown Court that resulted in a custodial outcome, from 570 in 2015 to 741 in 2016. Once again, however, the levels reached in 2016 did not reach those recorded in 2014, where the number of convictions in the Crown Court that resulted in a custodial outcome, was 926. (link: <https://www.justice-ni.gov.uk/publications/r-s-bulletin-162017-court-prosecutions-conviction-and-out-court-disposals-statistics-northern>).

However, whilst there was an increase in the number of convictions at the Crown Court that resulted in a custodial outcome, this is only part of the story. Prisoners are also sentenced from other courts, e.g. the Magistrates' Court, and figures from the bulletin on court prosecutions and convictions referenced above reported that the numbers receiving a conviction from Magistrates' Courts that resulted in a custodial outcome, fell from 2,443 in 2015, to 2,212 in 2016. In fact, the majority of sentenced prisoners are sentenced from Magistrates' Courts, (approximately 68.0%), whereas only 25.0% originate from the Crown Court (information comes from PRISM, the Northern Ireland Prison Service Case Management Information System).

The length of stay also has an impact on the average daily population figures, and as discussed in more detail in the next section (page 12), sentenced prisoners remained in prison for a shorter period of time in 2016 compared to 2015.

**Figure 2: Average Daily Prison Population by Prisoner Type, 2003-2016**

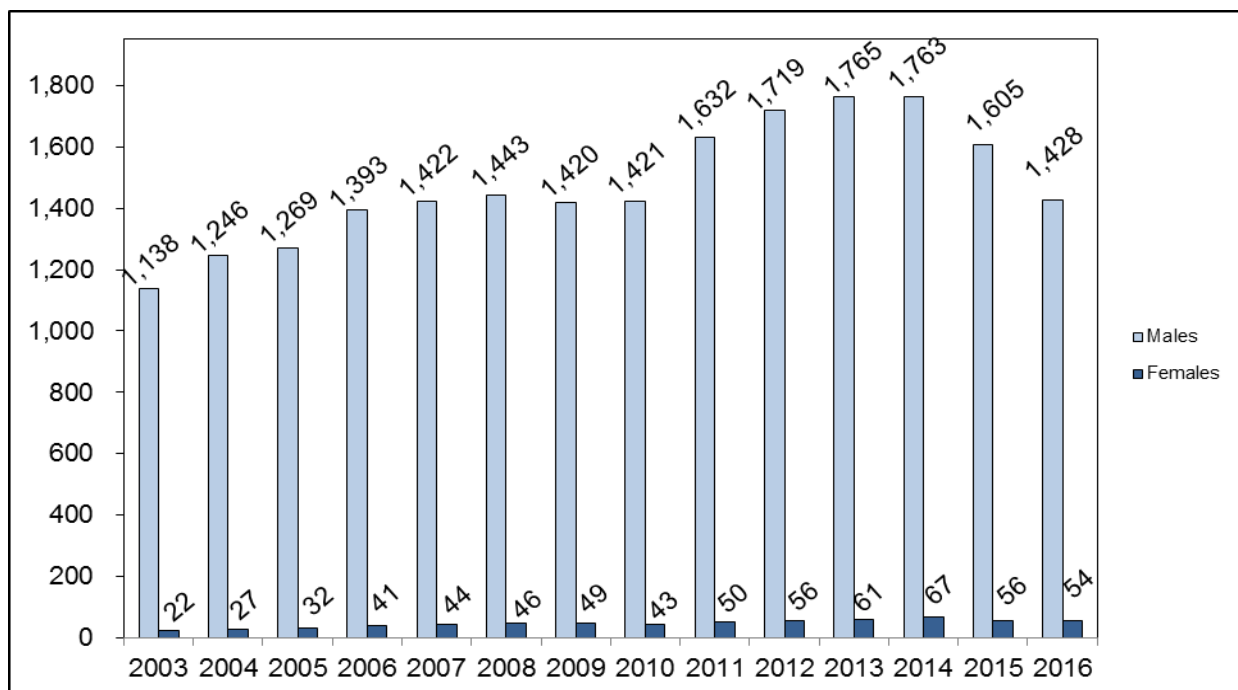


### Fine Defaulter and Non-Criminal Prisoners

Although the average daily fine default and non-criminal prisoner (immigrant detainees) population increased during 2016 (from 5 to 7 and 2 to 4 respectively), they continue to only account for a small proportion of the overall average daily prison population (0.5% for fine default and 0.3% for non-criminal). (Table 1)

### Average Daily Prison Population by Gender

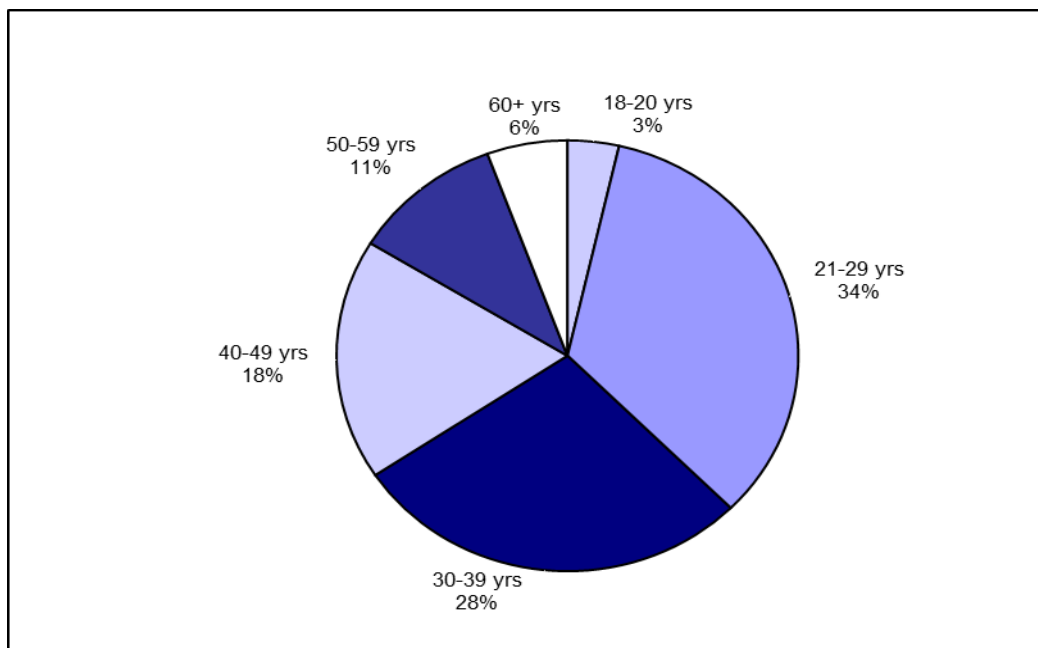
**Figure 3: Average Daily Prison Population by Gender, 2003-2016**



The majority of the prison population is made up of males (96.4%), so any change in the male population will be mirrored in the overall population. The male population fell by 11% (177) from 2015 to 2016, whilst the average daily prison population for females remained at much the same level; 56 during 2015 compared to 54 during 2016. (Figure 3 and Table 1)

## Average Daily Immediate Custody Prison Population by Current Age

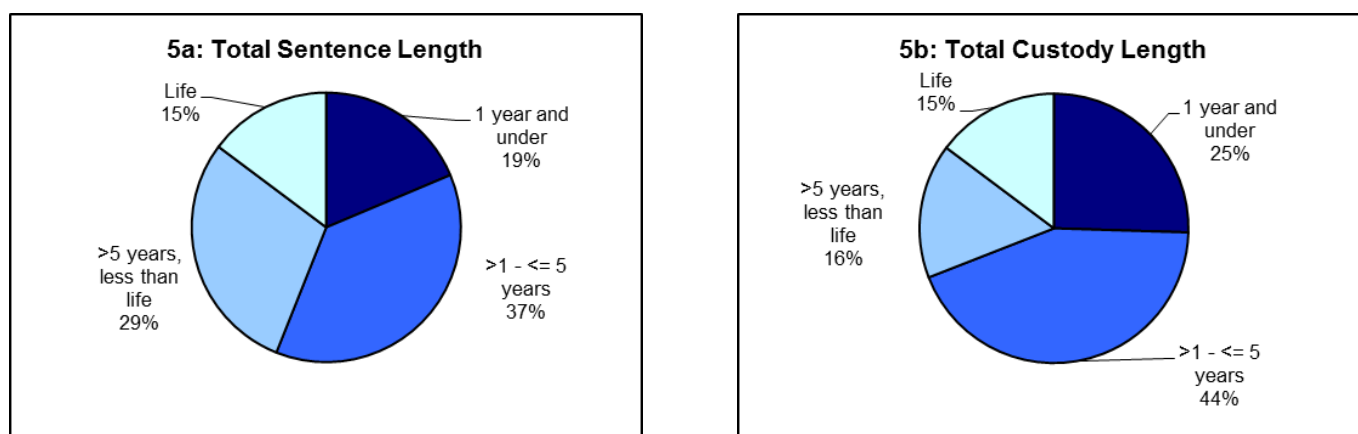
**Figure 4: Average Daily Prison Population under Sentence of Immediate Custody by Current Age, 2016**



The age profile of the immediate custody prison population remained much the same in 2016 as it was in 2015. The largest age group was aged between 21 to 29 years (33.9%), however the proportion in this age group is continuing its downward trend (39.5% in 2013; 38.0% in 2014; 35.1% in 2015 and 33.9% in 2016). (Figure 4 and Table 2)

## Average Daily Immediate Custody Prison Population by Sentence Length

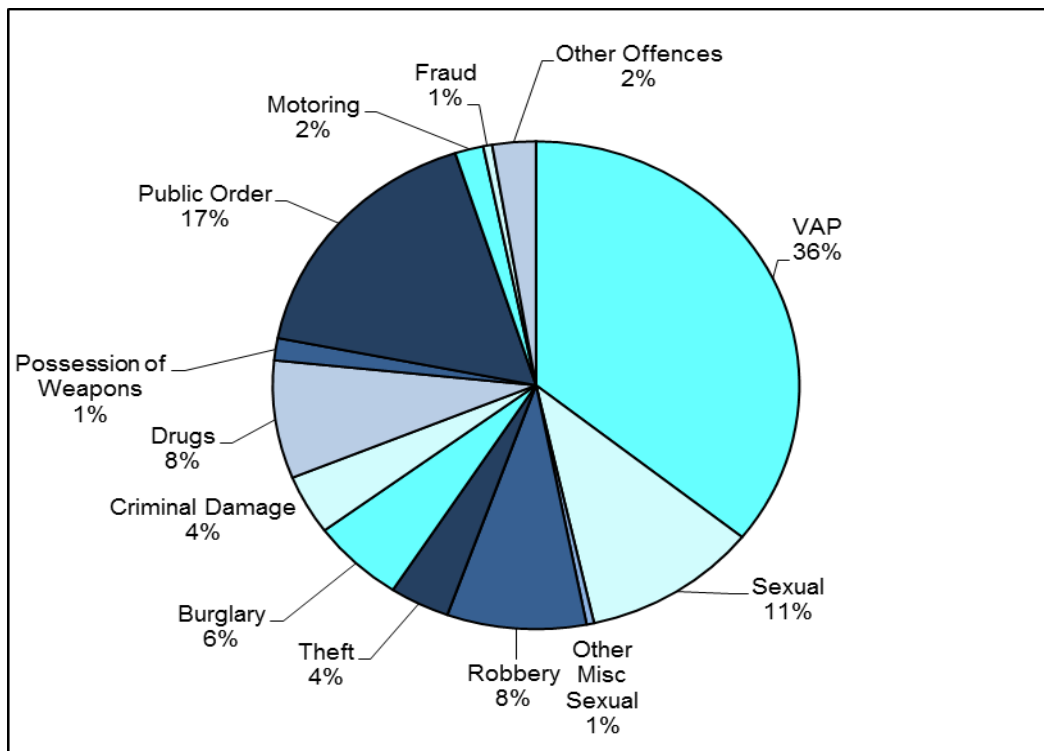
**Figure 5: Average Daily Prison Population under Sentence of Immediate Custody by Sentence Length, 2016**



Figures 5a and 5b show the breakdown of total sentence length and total custody length for prisoners under sentence of immediate custody during 2016. When looking purely at the custodial element of the sentence, 25.5% were sentenced to 1 year or less, whilst 43.5% were sentenced to greater than 1 year and less than or equal to 5 years. More detailed sentence length information can be found in Table 4 in the Appendix.

## Average Daily Immediate Custody Prison Population by Principal Offence

**Figure 6: Average Daily Prison Population under Sentence of Immediate Custody by Principal Offence, 2016**



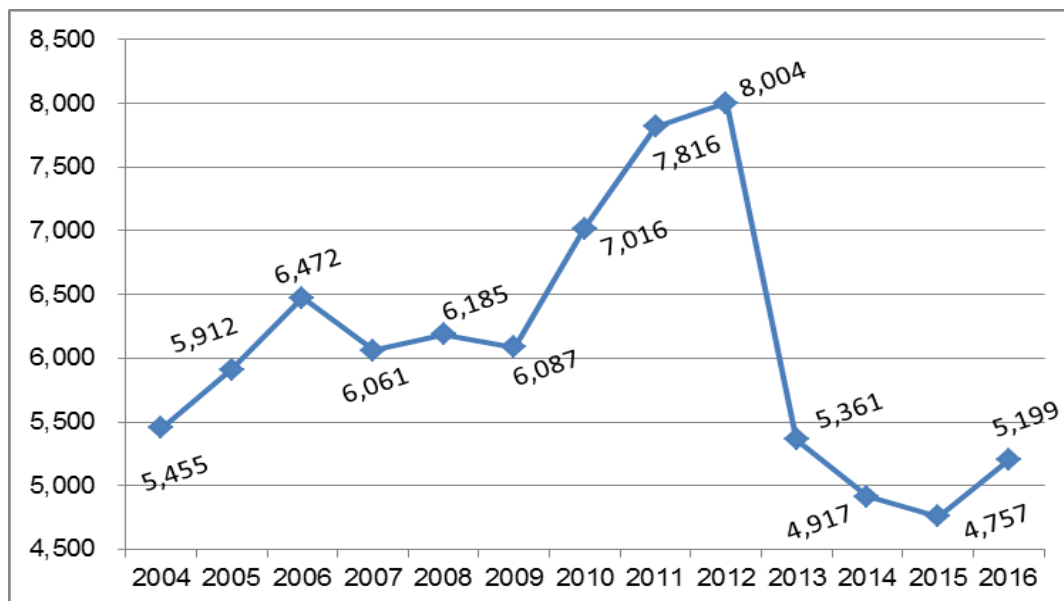
Following a review of the methodology used in classifying offences into offence categories by statisticians in the Department of Justice, the classification of two categories—Public Order Offences and Other Offences—changed. More detailed information on these changes can be found in the Methodology and Counting Rules section at the back of this report. It is important to note that, as a result of these changes, it is not possible to compare any data relating to these two categories in this report with any data relating to these two categories from previous reports. However, all data contained in this report for previous years have been revised to take this new methodology into account.

The largest proportion of principal offences was (once again) Violence Against the Person (VAP) offences (35.8%). The breakdown of offences by category remained largely the same during 2016 as that of 2015, with no significant differences between changes in each category as a proportion of the overall total between 2015 and 2016. (Figure 6 and Table 6)

The decrease in the overall immediate custody prison population from 2015 to 2016 was evident across all offence categories bar one - namely Possession of Weapon Offences, which only increased by 1.

### Receptions into Prison

For the first time since 2012, total prison receptions increased. In 2016 there were 5,199 prison receptions compared with 4,757 during 2015 (+9.3%). (Figure 7 and Table 7). Although receptions increased, the average daily prison population decreased during the same period (discussed in the previous section) and, whilst in previous years the two figures travelled in the same direction, the change this year can be explained by two main factors.

**Figure 7: Prison Receptions, 2004-2016**

Firstly, more people entered prison (i.e. committals - 3,447 during 2015 and 3,857 during 2016 – committal information can be found in the quarterly statistics reports produced from the Northern Ireland Prison Service, link: <https://www.justice-ni.gov.uk/articles/population-statistics-quarterly-updates>).

Secondly, this report also shows that prisoners stayed on average a shorter time, (on the 31 Dec 2016 the average total effective sentence length for sentenced prisoners was 2,229.16 whereas the equivalent figure for 2015 was 2,435) The length of stay directly affects the average daily prison population whereas it has no effect on receptions data.

Secondly, a person can have multiple changes in custodial status whilst in prison; and although this will not impact on the number of people in prison (i.e. average daily prison population) it will have a direct bearing on the number of receptions. This may be measured by examining the reception rate, i.e. the average number of receptions per person per year; this was 1.69 during 2015 and increased to 1.73 in 2016. As such, there were more people coming into prison (committals) during 2016. Further, each person on average changed custodial category more frequently in 2016 than in 2015, which has no bearing on the average daily prisoner population but does count towards the number of receptions (and, combined, can help explain the increase in the number of receptions during 2016).

The subsequent sections of this report examine receptions by custody type and gender, as well as some of the characteristics of immediate custody prisoner receptions, namely, age, sentence length and principal offence.

## Prison Receptions by Prisoner Type

### Remand Prisoners

Over one half of all prison receptions during 2016 were for remand (54.7%) and, for the first time in five years, the number of remand receptions increased by 8.0% in 2016 (2,633 in 2015 to 2,843 in 2016). (Figure 8 and Table 7)

### Immediate Custody Prisoners

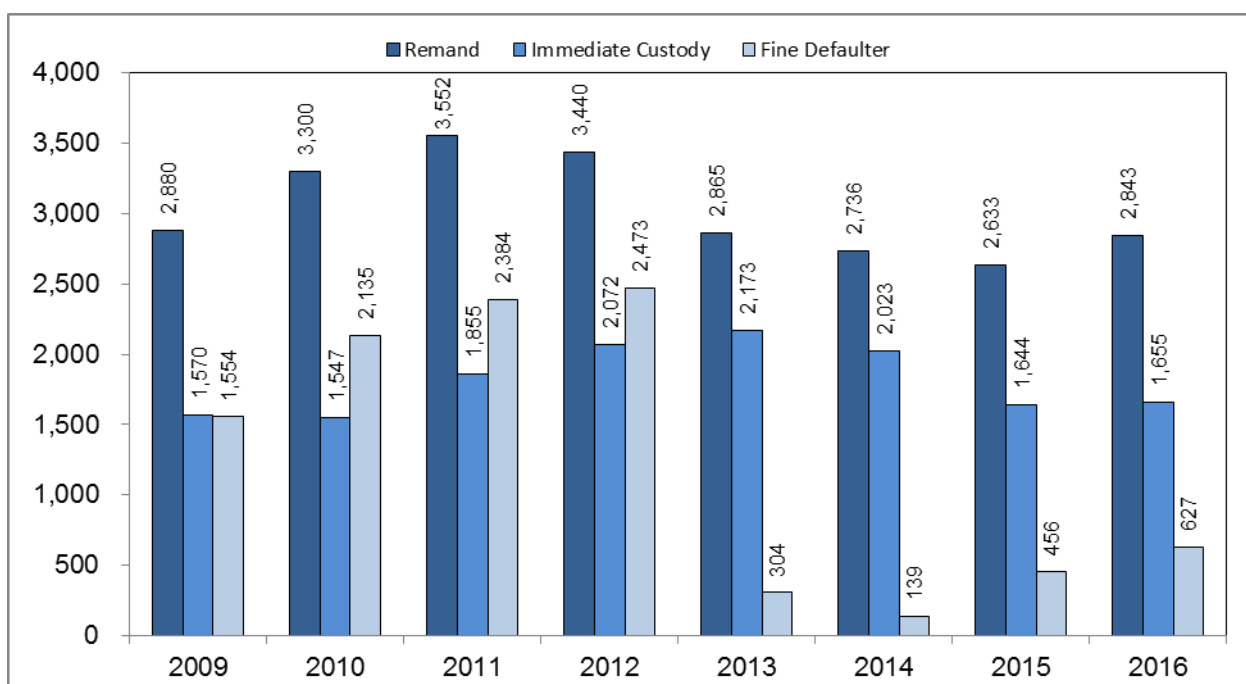
Immediate custody prison receptions increased slightly from 2015 to 2016 (0.7%; 1,644 to 1,655) and accounted for almost 32.0% of all receptions, whereas in 2015 they accounted for 34.6%, this change in proportions was significant. (Figure 8 and Table 7)

## Fine Defaulter and Non-Criminal Prisoners

For the second year in succession, the number of fine default receptions increased from 456 during 2015 to 627 in 2016 (an increase of 37.5%). Fine default prisoners typically do not stay in prison for long periods (usually less than 4 days) so, even though fine default receptions accounted for 12.1% of all receptions in 2016, this isn't translated into similar percentages for the average daily prison population. In fact, during 2016, fine default prisoners only accounted for 0.5% of the average daily prison population. The increase in fine default receptions as a share of all receptions, from 9.6% in 2015 to 12.1% in 2016, was significant. (Figure 8 and Table 7)

Whilst the number of non-criminal receptions (immigrant detainees) increased from 24 to 74, they still only accounted for 1.4% of all receptions during 2016. (Table 7)

**Figure 8: Prison Reception by Prisoner Type, 2009-2016**



## Prison Reception by Gender

The number of male receptions increased by 363; from 4,423 in 2015 to 4,786 in 2016. Table 7 in the appendix, shows that the overall increase in male receptions was due to an increase in remand receptions (+159), fine default receptions (+153) and non-criminal receptions (+50), rather than any substantial increase in immediate custody receptions, as this category only increased by 1. (Table 7)

Female receptions increased from 334 in 2015 to 413 in 2016, an increase of 79 receptions. This increase can largely be attributed to an increase in female remand receptions, with an increase of 51 in this category.

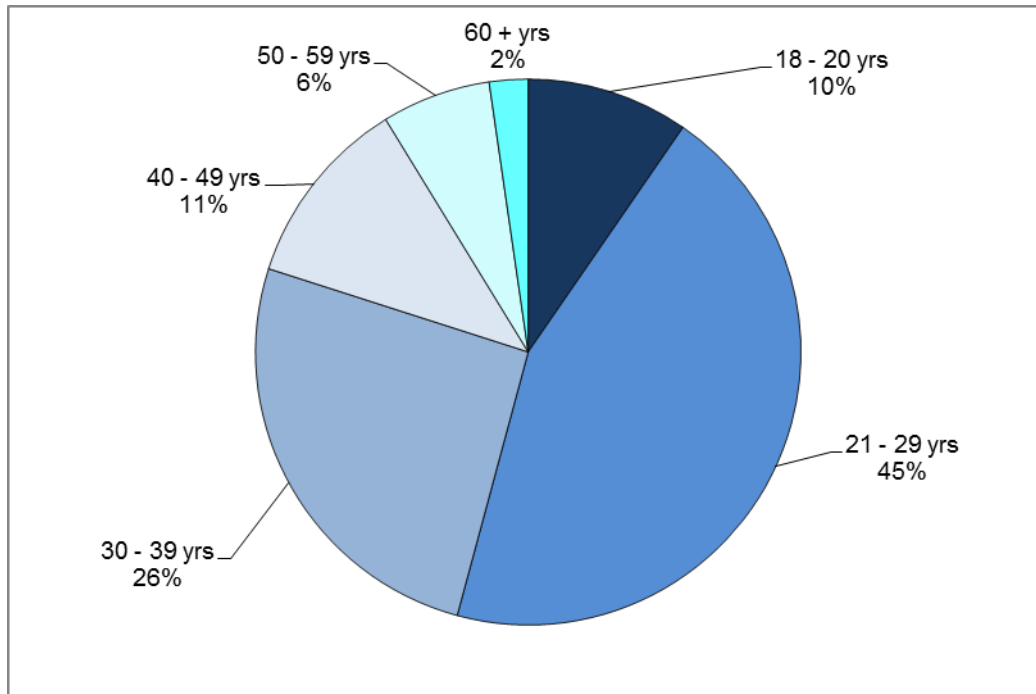
## Immediate Custody Reception by Age at Reception

Once again, those aged between 21 and 29 years of age had the largest number of immediate custody receptions. This was the case for both males and females; 45.0% of all male receptions and 38.4% for all female receptions were in this age category. (Table 8)



Only one age group experienced a decrease in the number of receptions from 2015 to 2016; those aged between 40 and 49 (235 during 2015 to 187 during 2016). However, the decrease in numbers for this age group related mainly to males, as female receptions increased slightly for this age group (from 9 to 12). Not surprisingly, the proportion of immediate custody receptions for those aged 40 to 49 in 2016 was significantly lower than the proportion in 2015 (14.3% and 11.3% respectively).

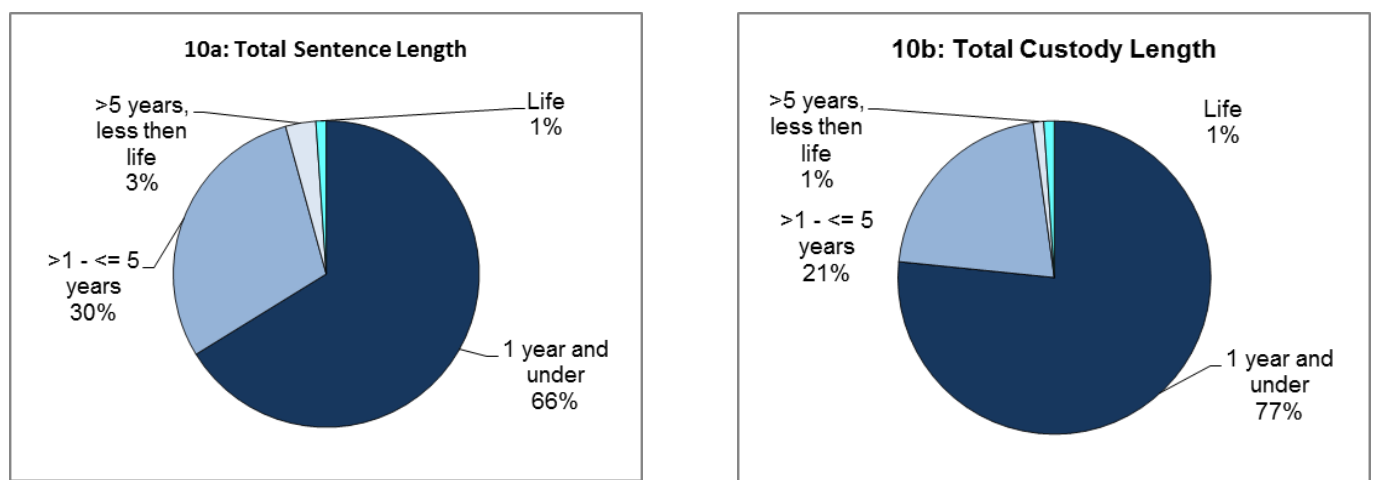
**Figure 9: Immediate Custody Receptions by Age at Reception, 2016**



### Immediate Custody Receptions by Sentence Length

Figure 10a and Figure 10b show the breakdown of sentences for immediate custody receptions for both the total sentence length and the custody sentence length.

**Figure 10: Immediate Custody Receptions by Sentence Length, 2016**



Primarily, in terms of prison population, the custody length imposed is of greater significance than the total sentenced length (which includes the licence element), as it is the custody length which determines



how long a person must initially spend in custody. Figure 10b shows that custody sentences of 1 year and under accounted for the largest proportion of sentenced receptions (76.6%). Table 10 in the Appendix further breaks down the sentence length categories, and illustrates that the majority of custody sentence lengths fall into the length of greater than 3 months and less than or equal to 6 months (30.3% of all receptions, 501).

### Immediate Custody Receptions by Principal Offence

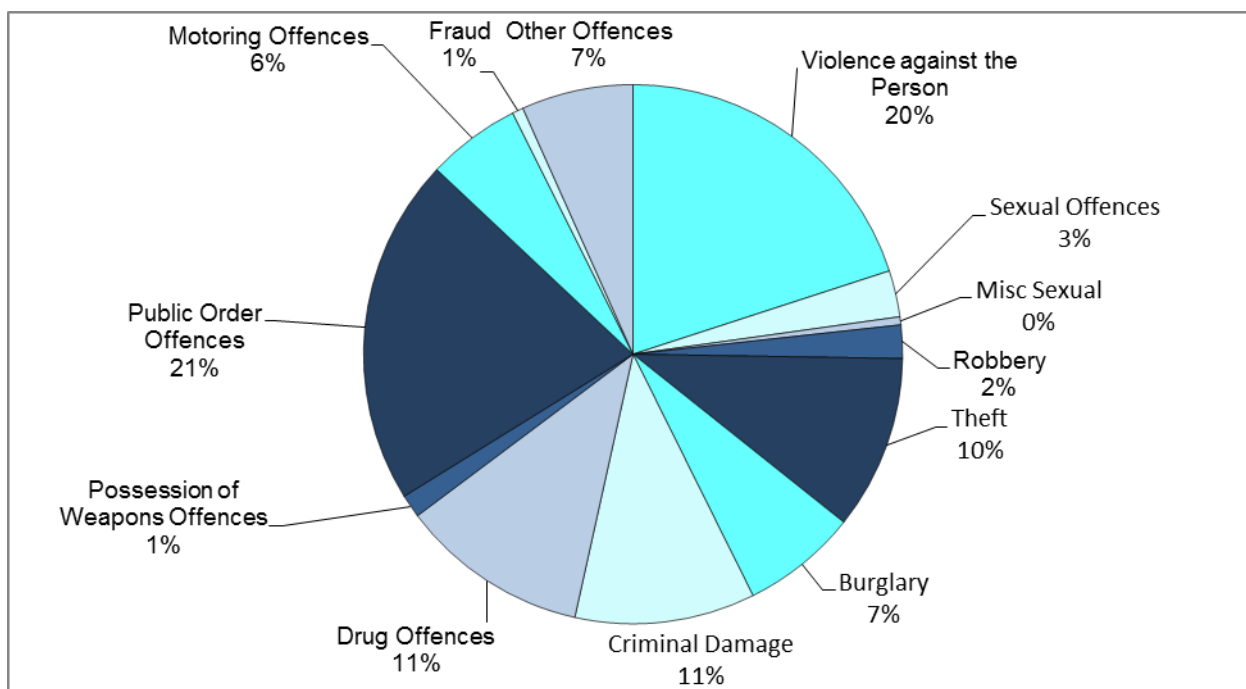
As discussed in the previous section, the methodology used for classifying offences has been revised. More detail on these changes can be found in the Methodology and Counting Rules section at the back of this report. The changes affected two offence groups; namely Public Order Offences and Other Offences, and, as such, data for these two groups will not be comparable with data contained in previous reports.

The largest offence category for immediate custody receptions during 2016 was that of Public Order Offences, accounting for 20.8% of all immediate custody receptions. This was closely followed by VAP offences, which accounted for 20.0% during 2016. (Figure 11 and Table 12)

There was no consistent pattern in the change in immediate custody receptions from 2015 to 2106, as the number of receptions increased in five offence categories but decreased in eight.

Public Order Offences was the only offence grouping in which the change in the share of immediate custody receptions from 2015 to 2016 was significant (20.8% of all receptions in 2016 and 17.5% in 2015).

**Figure 11: Immediate Custody Receptions by Principal Offence, 2016**

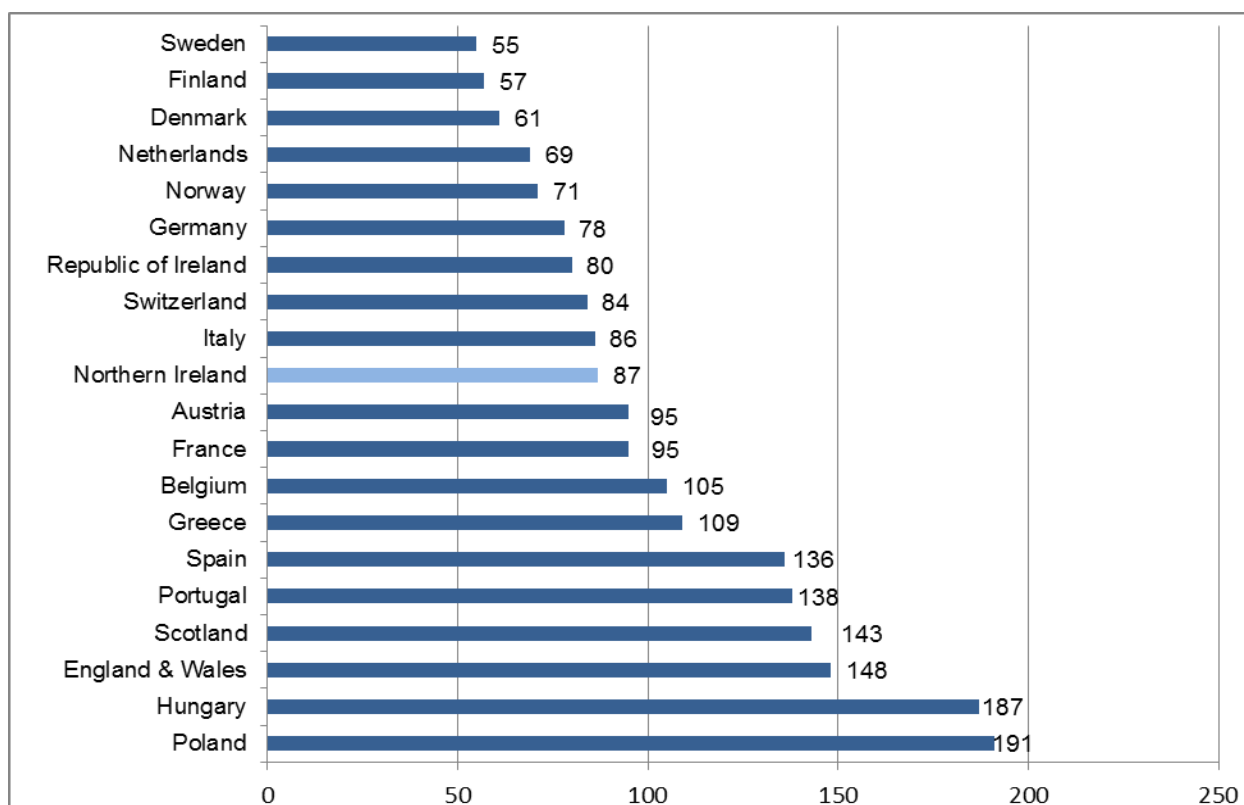


## International Comparisons

The Institute for Criminal Policy Research (ICPR) published the “World Prison Population List (11<sup>th</sup> edition)” in February 2016 (Link: [http://www.prisonstudies.org/research-publications?shs\\_term\\_node\\_tid\\_depth=27](http://www.prisonstudies.org/research-publications?shs_term_node_tid_depth=27)). This report provides information on the number of prisoners held in 223 prison systems in independent countries and dependent territories. Figure 12 shows the prison population per 100,000 people in the population for a selection of European countries. As illustrated in this figure, Northern Ireland had 87 prisoners for every 100,000 people in the population, while the equivalent figure for Scotland was 143, England and Wales was 148 and the Republic of Ireland was 80. The publication stated that the Seychelles (799) was the country with the highest rate of prisoners per 100,000 people, followed by the United States (698).

In February 2017, the Institute for Criminal Policy Research (ICPR) published the third edition of the World Pre-Trial/Remand Imprisonment list. Figure 13 shows the rates for selected countries taken from this report. Northern Ireland has a rate of 21 pre-trial/remand prisoners for every 100,000 people in the population and, as a result, sits mid-table. Whilst the rate in Northern Ireland was higher than both the Republic of Ireland (13) and England and Wales (16), it was lower than Scotland (25).

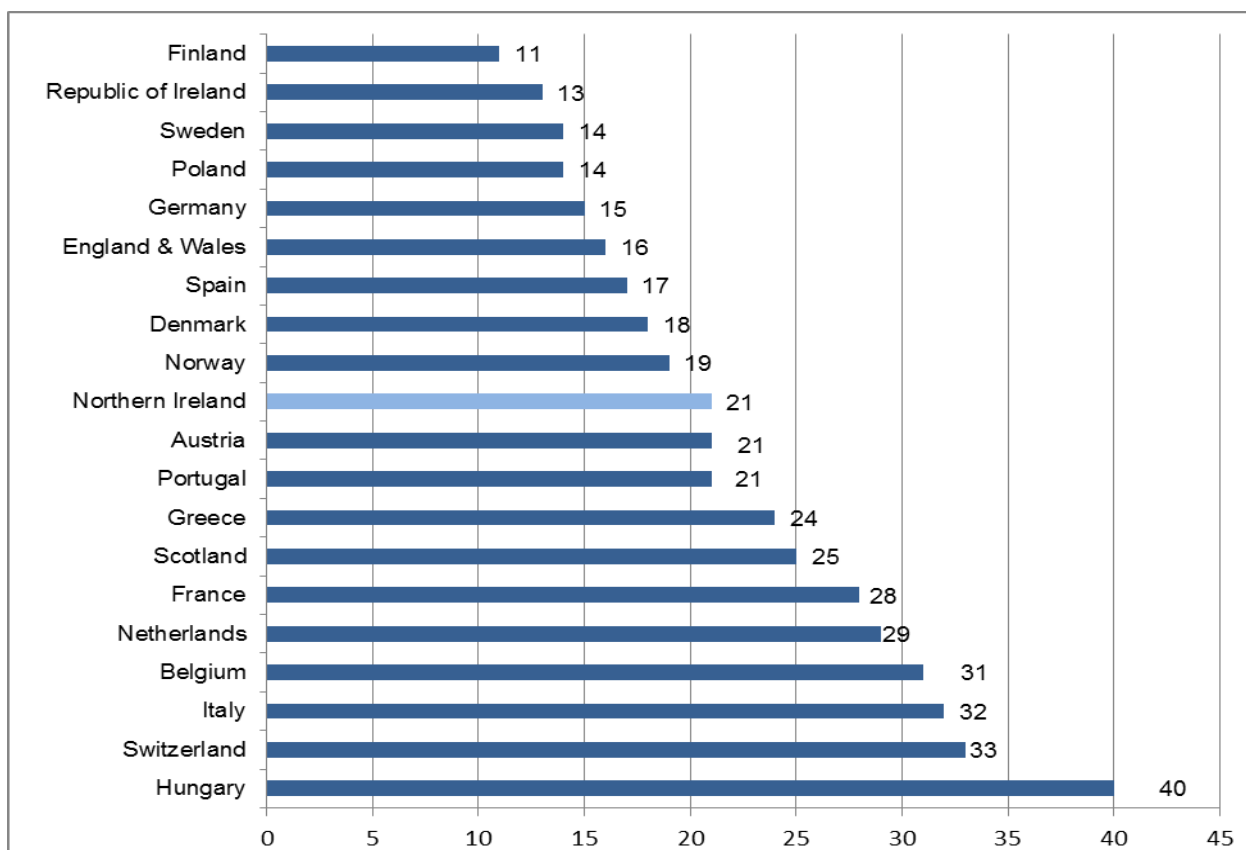
**Figure 12: Prison Population\* per 100,000 Population, Selected European Jurisdictions**



Source: World Prison Population List (11<sup>th</sup> Edition)

Notes: \* information is the latest available as at the end of October 2015

**Figure 13: Pre-Trial/Remand Prison Population\* per 100,000 Population, Selected European Jurisdictions**



Source: World Pre-trial/Remand Imprisonment List (3rd Edition)  
 Notes: \* information is the latest available as at the end of November 2016

## Appendix One: Tables

Table 1: Average Daily Northern Ireland Prison Population by Prisoner Type, Gender and Establishment

		2014	2015	2016	2015/16*	2016/17*
<b>Remand</b>	Maghaberry	359	345	331	339	319
	Hydebank Wood College Males	41	36	37	36	36
	Hydebank Wood College Females	21	18	19	18	18
	<b>Total</b>	<b>421</b>	<b>398</b>	<b>387</b>	<b>393</b>	<b>374</b>
<b>Immediate Custody</b>	Maghaberry	689	613	534	584	541
	Magilligan	558	531	457	506	452
	Hydebank Wood College Males	114	74	59	66	57
	Hydebank Wood College Females	45	38	34	35	35
	<b>Total</b>	<b>1,406</b>	<b>1,255</b>	<b>1,084</b>	<b>1,192</b>	<b>1,085</b>
<b>Fine Defaulter</b>	Maghaberry	1	4	6	5	6
	Hydebank Wood College Males	0	0	0	0	0
	Hydebank Wood College Females	0	1	1	1	1
	<b>Total</b>	<b>2</b>	<b>5</b>	<b>7</b>	<b>6</b>	<b>7</b>
<b>Non Criminal</b>	Maghaberry	1	2	3	2	3
	Hydebank Wood College Males	0	0	1	0	2
	Hydebank Wood College Females	0	0	0	0	0
	<b>Total</b>	<b>1</b>	<b>2</b>	<b>4</b>	<b>2</b>	<b>5</b>
<b>Males</b>		<b>1,763</b>	<b>1,605</b>	<b>1,428</b>	<b>1,539</b>	<b>1,418</b>
<b>Females</b>		<b>67</b>	<b>56</b>	<b>54</b>	<b>53</b>	<b>54</b>
<b>Establishment</b>	Maghaberry	1,050	964	874	931	869
	Magilligan	558	531	457	506	453
	Hydebank Wood College Males	156	110	98	102	96
	Hydebank Wood College Females	67	56	54	53	54
	<b>Total</b>	<b>1,830</b>	<b>1,661</b>	<b>1,482</b>	<b>1,592</b>	<b>1,472</b>

\*Refers to the period 01 April to 31 March  
Components may not sum to totals due to rounding

**Table 2: Average Daily Northern Ireland Prison Population under Sentence of Immediate Custody by Gender and Current Age**

		2014	2015	2016	2015/16*	2016/17*
<b>MALES</b>	18 - 20 years	73	47	38	42	37
	21 - 29 years	522	430	357	400	360
	30 - 39 years	356	348	296	333	299
	40 - 49 years	215	203	189	199	184
	50 - 59 years	137	126	110	120	110
	60 + years	58	63	59	62	60
	<b>Total</b>	1,361	1,217	1,050	1,157	1,051
<b>FEMALES</b>	18 - 20 years	2	1	1	0	1
	21 - 29 years	13	11	10	10	10
	30 - 39 years	8	7	8	7	8
	40 - 49 years	14	10	7	9	7
	50 - 59 years	8	7	5	6	5
	60 + years	1	2	3	2	2
	<b>Total</b>	45	38	34	35	35
<b>ALL</b>	18 - 20 years	75	48	39	43	38
	21 - 29 years	534	441	367	410	370
	30 - 39 years	364	355	305	340	308
	40 - 49 years	229	213	196	208	192
	50 - 59 years	145	132	115	126	115
	60 + years	59	66	61	65	63
	<b>Total</b>	1,406	1,255	1,084	1,192	1,085

\*Refers to the period 01 April to 31 March

Components may not sum to totals due to rounding

**Table 3: Average Daily Northern Ireland Prison Population under Sentence of Immediate Custody by Current Age, Gender and Sentence Length**

	2015			2016			2015/16*			2016/17*		
	Total Length	Custody Length	Licence Length	Total Length	Custody Length	Licence Length	Total Length	Custody Length	Licence Length	Total Length	Custody Length	Licence Length
<b>ADULT MALES (Aged 21 and Over)</b>												
Life	157	157	157	154	154	154	156	156	156	154	154	154
>10yrs, less than life	116	70	0	110	61	0	116	68	0	108	60	0
>5yrs and <=10yrs	246	115	19	198	112	22	235	117	21	189	109	21
>4yrs and <=5yrs	76	54	42	59	50	40	74	51	41	57	51	39
>3yrs and <=4yrs	108	95	76	80	80	63	98	93	74	84	75	59
>2yrs and <=3yrs	139	140	163	109	109	120	130	133	154	111	104	115
>1yr and <=2yrs	144	261	218	130	207	164	134	247	200	138	209	172
>6mths and <=12mths	98	171	71	94	140	55	90	152	57	94	150	67
>3mths and <=6mths	65	86	11	56	76	14	60	75	8	57	78	17
<=3 months	20	21	0	21	22	0	21	21	0	22	23	0
No Licence	0	0	412	0	0	380	0	0	403	0	0	370
missing data	0	0	0	1	1	1	1	1	1	0	0	0
<b>Total</b>	<b>1,170</b>	<b>1,170</b>	<b>1,170</b>	<b>1,012</b>	<b>1,012</b>	<b>1,012</b>	<b>1,115</b>	<b>1,115</b>	<b>1,115</b>	<b>1,014</b>	<b>1,014</b>	<b>1,014</b>
<b>YOUNG MALES (Aged Less than 21)</b>												
Life	0	0	0	0	0	0	0	0	0	0	0	0
>10yrs, less than life	1	0	0	1	0	0	1	0	0	1	0	0
>5yrs and <=10yrs	5	3	0	3	1	1	5	3	0	3	1	0
>4yrs and <=5yrs	3	1	0	2	1	0	2	1	0	2	1	0
>3yrs and <=4yrs	4	1	1	2	0	0	3	1	1	2	0	0
>2yrs and <=3yrs	8	4	6	6	3	4	7	3	5	6	4	4
>1yr and <=2yrs	6	13	13	7	11	8	5	11	11	8	11	8
>6mths and <=12mths	11	15	5	9	12	5	10	14	4	8	12	5
>3mths and <=6mths	6	8	1	6	7	0	6	7	1	5	6	0
<=3 months	3	3	0	2	2	0	2	2	0	2	2	0
No Licence	0	0	21	0	0	20	0	0	20	0	0	20
missing data	0	0	0	0	0	0	0	0	0	0	0	0
<b>Total</b>	<b>47</b>	<b>47</b>	<b>47</b>	<b>38</b>	<b>38</b>	<b>38</b>	<b>42</b>	<b>42</b>	<b>42</b>	<b>37</b>	<b>37</b>	<b>37</b>
<b>ALL MALES</b>	<b>1,217</b>	<b>1,217</b>	<b>1,217</b>	<b>1,050</b>	<b>1,050</b>	<b>1,050</b>	<b>1,157</b>	<b>1,157</b>	<b>1,157</b>	<b>1,051</b>	<b>1,051</b>	<b>1,051</b>
<b>ADULT FEMALES (Aged 21 and Over)</b>												
Life	6	6	6	6	6	6	6	6	6	6	6	6
>5yrs, less than life	6	3	0	3	1	0	6	3	0	2	1	0
>1yr and <=5yrs	13	12	11	10	9	8	12	11	11	11	9	8
>6mths and <=12mths	6	8	3	8	9	3	5	7	2	10	10	3
>3mths and <=6mths	4	6	0	4	6	2	5	6	0	4	6	2
<=3 months	1	1	0	1	1	0	1	1	0	1	1	0
No Licence	0	0	16	0	0	14	0	0	15	0	0	14
missing data	0	0	0	0	0	0	0	0	0	0	0	0
<b>Total</b>	<b>37</b>	<b>37</b>	<b>37</b>	<b>33</b>	<b>33</b>	<b>33</b>	<b>34</b>	<b>34</b>	<b>34</b>	<b>33</b>	<b>33</b>	<b>33</b>
<b>YOUNG FEMALES (Aged Less than 21)</b>												
Life	0	0	0	0	0	0	0	0	0	0	0	0
>5yrs, less than life	0	0	0	0	0	0	0	0	0	0	0	0
>1yr and <=5yrs	0	0	0	1	1	0	0	0	0	1	1	0
>6mths and <=12mths	0	0	0	0	0	0	0	0	0	0	0	0
>3mths and <=6mths	1	1	0	0	0	0	1	1	0	0	0	0
<=3 months	0	0	0	0	0	0	0	0	0	0	0	0
No Licence	0	0	1	0	0	1	0	0	1	0	0	1
<b>Total</b>	<b>1</b>	<b>1</b>	<b>1</b>	<b>1</b>	<b>1</b>	<b>1</b>	<b>1</b>	<b>1</b>	<b>1</b>	<b>1</b>	<b>1</b>	<b>1</b>
<b>ALL FEMALES</b>	<b>38</b>	<b>38</b>	<b>38</b>	<b>34</b>	<b>34</b>	<b>34</b>	<b>35</b>	<b>35</b>	<b>35</b>	<b>35</b>	<b>35</b>	<b>35</b>

\*Refers to the period 01 April to 31 March

Life includes those detained at the Secretary of State's Pleasure

Components may not sum to totals due to rounding

**Table 4: Average Daily Northern Ireland Prison Population under Sentence of Immediate Custody by Gender and Sentence Length**

	2015			2016			2015/16*			2016/17*		
	Total Length	Custody Length	Licence Length	Total Length	Custody Length	Licence Length	Total Length	Custody Length	Licence Length	Total Length	Custody Length	Licence Length
<b>MALES</b>												
Life	157	157	157	154	154	154	156	156	156	154	154	154
>10yrs, less than life	117	70	0	111	61	0	117	68	0	109	60	0
>5yrs and <=10yrs	251	118	19	202	113	22	240	119	21	192	110	21
>4yrs and <=5yrs	79	55	42	61	51	40	76	52	42	60	52	39
>3yrs and <=4yrs	112	96	77	82	81	63	101	94	75	86	75	59
>2yrs and <=3yrs	147	144	169	114	112	124	137	136	159	117	108	120
>1yr and <=2yrs	151	274	231	137	218	171	140	258	211	145	220	179
>6mths and <=12mths	109	187	76	103	152	60	100	167	62	102	162	72
>3mths and <=6mths	71	94	12	62	82	14	66	82	8	62	84	17
<=3 months	23	23	0	23	24	0	23	24	0	24	25	0
No Licence	0	0	433	0	0	400	0	0	423	0	0	390
missing data	0	0	0	1	1	1	1	1	1	0	0	0
<b>Total Males</b>	<b>1,217</b>	<b>1,217</b>	<b>1,217</b>	<b>1,050</b>	<b>1,050</b>	<b>1,050</b>	<b>1,157</b>	<b>1,157</b>	<b>1,157</b>	<b>1,051</b>	<b>1,051</b>	<b>1,051</b>
<b>FEMALES</b>												
Life	6	6	6	6	6	6	6	6	6	6	6	6
>5yrs, less than life	6	3	0	3	1	0	6	3	0	2	1	0
>1yr and <=5yrs	13	12	11	11	9	9	12	11	11	11	9	8
>6mths and <=12mths	6	9	3	8	9	3	5	7	2	10	11	3
>3mths and <=6mths	5	6	0	5	6	2	5	6	0	4	6	2
<=3 months	1	1	0	1	1	0	1	1	0	1	1	0
No Licence	0	0	17	0	0	14	0	0	15	0	0	15
missing data	0	0	0	0	0	0	0	0	0	0	0	0
<b>Total Females</b>	<b>38</b>	<b>38</b>	<b>38</b>	<b>34</b>	<b>34</b>	<b>34</b>	<b>35</b>	<b>35</b>	<b>35</b>	<b>35</b>	<b>35</b>	<b>35</b>
<b>ALL</b>												
Life	163	163	163	160	160	160	162	162	162	160	160	160
>5yrs, less than life	374	192	19	316	175	22	362	190	21	302	170	21
>1yr and <=5yrs	502	580	530	405	472	408	465	551	497	419	465	405
>6mths and <=12mths	115	195	79	111	162	62	105	174	64	112	173	75
>3mths and <=6mths	76	100	13	67	89	16	71	88	9	67	91	19
<=3 months	24	25	0	24	25	0	25	25	0	25	26	0
No Licence	0	0	450	0	0	415	0	0	438	0	0	405
missing data	0	0	0	1	1	1	1	1	1	0	0	0
<b>Total</b>	<b>1,255</b>	<b>1,255</b>	<b>1,255</b>	<b>1,084</b>	<b>1,084</b>	<b>1,084</b>	<b>1,192</b>	<b>1,192</b>	<b>1,192</b>	<b>1,085</b>	<b>1,085</b>	<b>1,085</b>

\*Refers to the period 01 April to 31 March

Life includes those detained at the Secretary of State's Pleasure

Components may not sum to totals due to rounding

**Table 5: Average Daily Northern Ireland Prison Population under Sentence of Immediate Custody by Current Age, Gender and Principal Offence**

	2014		2015		2016		2015/16*		2016/17*	
	Males	Females	Males	Females	Males	Females	Males	Females	Males	Females
<b>AGED 21 AND OVER</b>										
Violence against the Person	423	18	401	19	362	16	386	18	362	15
Sexual Offences	156	0	133	0	116	0	128	0	111	0
Misc Sexual	8	0	7	0	5	0	6	0	4	0
Robbery	139	2	118	2	88	1	112	2	86	1
Theft	55	8	55	3	31	4	49	2	31	5
Burglary	76	1	69	0	57	0	61	0	60	0
Criminal Damage	46	2	40	4	37	3	38	4	37	2
Drug Offences	75	0	86	4	83	2	84	3	92	2
Possession of Weapons Offences	22	0	14	0	15	0	14	0	15	0
Public Order Offences	213	5	179	4	170	3	177	4	166	3
Motoring Offences	27	0	20	0	18	0	20	0	18	0
Fraud	11	2	8	0	5	1	7	0	4	1
Other Offences	39	5	38	1	26	1	31	1	27	2
Missing	0	0	1	0	0	0	1	0	0	0
<b>Total Aged 21 and Over</b>	<b>1,287</b>	<b>43</b>	<b>1,170</b>	<b>37</b>	<b>1,012</b>	<b>33</b>	<b>1,115</b>	<b>34</b>	<b>1,014</b>	<b>33</b>
<b>AGED LESS THAN 21</b>										
Violence against the Person	13	1	12	1	9	0	12	0	8	0
Sexual Offences	5	0	3	0	1	0	2	0	0	0
Misc Sexual	0	0	0	0	0	0	0	0	0	0
Robbery	9	0	6	0	4	0	5	0	4	0
Theft	5	1	3	0	4	0	4	0	4	0
Burglary	7	0	7	0	4	1	7	0	4	1
Criminal Damage	4	0	5	0	3	0	5	1	2	0
Drug Offences	1	0	0	0	0	0	0	0	0	0
Possession of Weapons Offences	2	0	1	0	0	0	1	0	0	0
Public Order Offences	23	0	8	0	10	0	5	0	11	0
Motoring Offences	2	0	1	0	1	0	1	0	2	0
Fraud	0	0	0	0	0	0	0	0	0	0
Other Offences	1	0	1	0	1	0	1	0	1	0
Missing	0	0	0	0	0	0	0	0	0	0
<b>Total Aged Less than 21</b>	<b>73</b>	<b>2</b>	<b>47</b>	<b>1</b>	<b>38</b>	<b>1</b>	<b>42</b>	<b>1</b>	<b>37</b>	<b>1</b>
<b>ALL</b>	<b>1,361</b>	<b>45</b>	<b>1,217</b>	<b>38</b>	<b>1,050</b>	<b>34</b>	<b>1,157</b>	<b>35</b>	<b>1,051</b>	<b>35</b>

\*Refers to the period 01 April to 31 March

Offence Classification has been revised for this report, only two groupings have been affected.

Recall prisoners are now classified as Public Order Offences, whereas previous methodology classified them as Other Offences

Figures for 2014, 2015 and the 2015/16 financial year have been revised to take into account the new methodology

Misc Sexual includes sexual offences which for England and Wales have moved to the Other Offences Categories but for clarity are included in a separate category here - e.g. making/possessing/distributing indecent photos of children and possession of extreme pornographic images

Components may not sum to totals due to rounding



**Table 6: Average Daily Northern Ireland Prison Population under Sentence of Immediate Custody by Gender and Principal Offence**

		2014	2015	2016	2015/16*	2016/17*
<b>MALES</b>	Violence against the Person	436	413	371	397	370
	Sexual Offences	161	136	116	130	112
	Misc Sexual	8	7	5	6	4
	Robbery	148	124	92	117	90
	Theft	60	59	35	53	35
	Burglary	83	76	61	67	64
	Criminal Damage	50	45	40	43	39
	Drug Offences	76	86	83	84	92
	Possession of Weapons Offences	24	15	15	15	15
	Public Order Offences	236	187	180	182	177
	Motoring Offences	28	21	19	21	20
	Fraud	11	8	5	7	4
	Other Offences	40	39	27	33	28
	Missing	0	1	0	1	0
<b>Total</b>		<b>1,361</b>	<b>1,217</b>	<b>1,050</b>	<b>1,157</b>	<b>1,051</b>
<b>FEMALES</b>	Violence against the Person	19	19	17	18	16
	Sexual Offences	0	0	0	0	0
	Misc Sexual	0	0	0	0	0
	Robbery	2	2	1	2	1
	Theft	9	3	4	2	5
	Burglary	1	0	1	0	1
	Criminal Damage	2	4	3	4	3
	Drug Offences	0	4	2	3	2
	Possession of Weapons Offences	0	0	0	0	0
	Public Order Offences	5	4	3	4	3
	Motoring Offences	0	0	0	0	0
	Fraud	2	0	1	0	1
	Other Offences	5	1	1	1	2
	Missing	0	0	0	0	0
<b>Total</b>		<b>45</b>	<b>38</b>	<b>34</b>	<b>35</b>	<b>35</b>
<b>ALL</b>	Violence against the Person	455	432	388	416	386
	Sexual Offences	161	136	117	130	112
	Misc Sexual	8	7	5	6	4
	Robbery	150	126	93	119	91
	Theft	69	62	40	55	40
	Burglary	84	76	62	68	64
	Criminal Damage	52	49	43	47	42
	Drug Offences	76	90	85	87	95
	Possession of Weapons Offences	24	15	16	15	15
	Public Order Offences	241	191	184	187	180
	Motoring Offences	29	21	19	21	20
	Fraud	13	8	6	7	6
	Other Offences	45	41	29	32	30
	Missing	0	1	0	1	0
<b>Total</b>		<b>1,406</b>	<b>1,255</b>	<b>1,084</b>	<b>1,192</b>	<b>1,085</b>

\*Refers to the period 01 April to 31 March

Offence Classification has been revised for this report, only two groupings have been affected.

Recall prisoners are now classified as Public Order Offences, whereas previous methodology classified them as Other Offences

Figures for 2014, 2015 and the 2015/16 financial year have been revised to take into account the new methodology

Misc Sexual includes sexual offences which for England and Wales have moved to the Other Offences Categories but for clarity are included in a separate category here - e.g. making/possessing/distributing indecent photos of children and possession of extreme pornographic images

Components may not sum to totals due to rounding

**Table 7: Northern Ireland Prison Receptions by Prisoner Type, Gender and Establishment**

		2014	2015	2016	2015/16*	2016/17*
<b>Remand</b>	Maghaberry	2,194	2,100	2,276	2,170	2,239
	Hydebank Wood College Males	350	342	325	340	316
	Hydebank Wood College Females	192	191	242	215	235
	<b>Total</b>	<b>2,736</b>	<b>2,633</b>	<b>2,843</b>	<b>2,725</b>	<b>2,790</b>
<b>Immediate Custody</b>	Maghaberry	1,710	1,404	1,399	1,253	1,473
	Hydebank Wood College Males	195	151	157	143	151
	Hydebank Wood College Females	118	89	99	84	105
	<b>Total</b>	<b>2,023</b>	<b>1,644</b>	<b>1,655</b>	<b>1,480</b>	<b>1,729</b>
<b>Fine Defaulter</b>	Maghaberry	121	373	512	405	547
	Hydebank Wood College Males	11	30	44	35	38
	Hydebank Wood College Females	7	53	71	55	68
	<b>Total</b>	<b>139</b>	<b>456</b>	<b>627</b>	<b>495</b>	<b>653</b>
<b>Non Criminal</b>	Maghaberry	18	22	68	24	77
	Hydebank Wood College Males	1	1	5	1	6
	Hydebank Wood College Females	0	1	1	1	2
	<b>Total</b>	<b>19</b>	<b>24</b>	<b>74</b>	<b>26</b>	<b>85</b>
<b>Males</b>		<b>4,600</b>	<b>4,423</b>	<b>4,786</b>	<b>4,371</b>	<b>4,847</b>
<b>Females</b>		<b>317</b>	<b>334</b>	<b>413</b>	<b>355</b>	<b>410</b>
<b>Establishment</b>	Maghaberry	4,043	3,899	4,255	3,852	4,336
	Hydebank Wood College Males	557	524	531	519	511
	Hydebank Wood College Females	317	334	413	355	410
	<b>Total</b>	<b>4,917</b>	<b>4,757</b>	<b>5,199</b>	<b>4,726</b>	<b>5,257</b>

\*Refers to the period 01 April to 31 March  
Females includes Transgender persons

**Table 8: Northern Ireland Prison Receptions under Sentence of Immediate Custody by Gender and Age at Reception**

		2014	2015	2016	2015/16*	2016/17*
<b>MALES</b>	18 - 20 years	182	146	151	141	145
	21 - 29 years	812	671	700	606	713
	30 - 39 years	480	392	399	354	449
	40 - 49 years	254	226	175	192	170
	50 - 59 years	132	84	94	69	105
	60 + years	45	36	37	34	42
	<b>Total</b>	1,905	1,555	1,556	1,396	1,624
<b>FEMALES</b>	18 - 20 years	10	9	8	7	9
	21 - 29 years	41	36	38	37	37
	30 - 39 years	30	25	27	27	20
	40 - 49 years	25	9	12	5	19
	50 - 59 years	11	8	13	8	18
	60 + years	1	2	1	0	2
	<b>Total</b>	118	89	99	84	105
<b>ALL</b>	18 - 20 years	192	155	159	148	154
	21 - 29 years	853	707	738	643	750
	30 - 39 years	510	417	426	381	469
	40 - 49 years	279	235	187	197	189
	50 - 59 years	143	92	107	77	123
	60 + years	46	38	38	34	44
	<b>Total</b>	2,023	1,644	1,655	1,480	1,729

\*Refers to the period 01 April to 31 March

**Table 9: Northern Ireland Prison Receptions under Sentence of Immediate Custody by Age at Reception, Gender and Sentence Length**

	2015			2016			2015/16*			2016/17*		
	Total Length	Custody Length	Licence Length	Total Length	Custody Length	Licence Length	Total Length	Custody Length	Licence Length	Total Length	Custody Length	Licence Length
<b>ADULT MALES (Aged 21 and Over)</b>												
Life	14	14	14	17	17	17	10	10	10	16	16	16
>10yrs, less than life	20	8	0	7	4	0	18	8	0	12	5	0
>5yrs and <=10yrs	52	31	8	40	13	3	42	29	7	45	17	5
>4yrs and <=5yrs	33	9	6	33	15	4	18	6	5	45	16	3
>3yrs and <=4yrs	64	28	14	70	27	7	46	29	10	77	29	10
>2yrs and <=3yrs	132	65	60	123	58	42	96	54	34	139	69	60
>1yr and <=2yrs	176	213	159	214	217	167	148	159	104	230	234	190
>6mths and <=12mths	273	356	88	285	382	134	252	303	56	289	411	153
>3mths and <=6mths	388	427	21	362	415	36	362	392	16	363	417	38
<=3 months	249	250	0	254	257	0	253	255	0	263	265	0
No Licence	0	0	1,031	0	0	995	0	0	1,003	0	0	1,004
missing data	8	8	8	0	0	0	10	10	10	0	0	0
<b>Total</b>	<b>1,409</b>	<b>1,409</b>	<b>1,409</b>	<b>1,405</b>	<b>1,405</b>	<b>1,405</b>	<b>1,255</b>	<b>1,255</b>	<b>1,255</b>	<b>1,479</b>	<b>1,479</b>	<b>1,479</b>
<b>YOUNG MALES (Aged Less than 21)</b>												
Life	0	0	0	0	0	0	0	0	0	0	0	0
>10yrs, less than life	0	0	0	1	0	0	1	0	0	0	0	0
>5yrs and <=10yrs	3	0	0	5	1	1	3	1	1	4	0	0
>4yrs and <=5yrs	2	1	1	2	1	0	0	1	1	2	1	0
>3yrs and <=4yrs	1	0	1	2	0	0	0	0	0	3	0	0
>2yrs and <=3yrs	9	3	4	7	6	6	7	2	2	11	5	6
>1yr and <=2yrs	10	11	10	22	17	11	8	9	7	25	21	14
>6mths and <=12mths	43	50	7	35	46	14	43	46	6	32	48	18
>3mths and <=6mths	46	49	1	42	45	1	48	51	1	36	38	1
<=3 months	32	32	0	35	35	0	31	31	0	32	32	0
No Licence	0	0	122	0	0	118	0	0	123	0	0	106
missing data	0	0	0	0	0	0	0	0	0	0	0	0
<b>Total</b>	<b>146</b>	<b>146</b>	<b>146</b>	<b>151</b>	<b>151</b>	<b>151</b>	<b>141</b>	<b>141</b>	<b>141</b>	<b>145</b>	<b>145</b>	<b>145</b>
<b>ALL MALES</b>	<b>1,555</b>	<b>1,555</b>	<b>1,555</b>	<b>1,556</b>	<b>1,556</b>	<b>1,556</b>	<b>1,396</b>	<b>1,396</b>	<b>1,396</b>	<b>1,624</b>	<b>1,624</b>	<b>1,624</b>
<b>ADULT FEMALES (Aged 21 and Over)</b>												
Life	0	0	0	1	1	1	0	0	0	1	1	1
>5yrs, less than life	1	0	0	0	0	0	1	0	0	1	0	0
>1yr and <=5yrs	15	8	8	13	8	8	7	3	4	17	11	10
>6mths and <=12mths	17	20	6	28	28	4	16	18	3	30	32	5
>3mths and <=6mths	27	32	2	33	38	5	34	37	2	31	36	5
<=3 months	20	20	0	16	16	0	19	19	0	16	16	0
No Licence	0	0	64	0	0	73	0	0	68	0	0	75
missing data	0	0	0	0	0	0	0	0	0	0	0	0
<b>Total</b>	<b>80</b>	<b>80</b>	<b>80</b>	<b>91</b>	<b>91</b>	<b>91</b>	<b>77</b>	<b>77</b>	<b>77</b>	<b>96</b>	<b>96</b>	<b>96</b>
<b>YOUNG FEMALES (Aged Less than 21)</b>												
Life	0	0	0	0	0	0	0	0	0	0	0	0
>5yrs, less than life	0	0	0	0	0	0	0	0	0	0	0	0
>1yr and <=5yrs	1	0	0	2	2	1	1	0	0	2	2	1
>6mths and <=12mths	0	1	1	2	2	0	0	1	1	3	3	0
>3mths and <=6mths	5	5	0	3	3	0	3	3	0	3	3	0
<=3 months	3	3	0	1	1	0	3	3	0	1	1	0
No Licence	0	0	8	0	0	7	0	0	6	0	0	8
<b>Total</b>	<b>9</b>	<b>9</b>	<b>9</b>	<b>8</b>	<b>8</b>	<b>8</b>	<b>7</b>	<b>7</b>	<b>7</b>	<b>9</b>	<b>9</b>	<b>9</b>
<b>ALL FEMALES</b>	<b>89</b>	<b>89</b>	<b>89</b>	<b>99</b>	<b>99</b>	<b>99</b>	<b>84</b>	<b>84</b>	<b>84</b>	<b>105</b>	<b>105</b>	<b>105</b>

\*Refers to the period 01 April to 31 March

Life includes those detained at the Secretary of State's Pleasure

**Table 10: Northern Ireland Prison Receptions under Sentence of Immediate Custody by Gender and Sentence Length**

	2015			2016			2015/16*			2016/17*		
	Total Length	Custody Length	Licence Length	Total Length	Custody Length	Licence Length	Total Length	Custody Length	Licence Length	Total Length	Custody Length	Licence Length
<b>MALES</b>												
Life	14	14	14	17	17	17	10	10	10	16	16	16
>10yrs, less than life	20	8	0	8	4	0	19	8	0	12	5	0
>5yrs and <=10yrs	55	31	8	45	14	4	45	30	8	49	17	5
>4yrs and <=5yrs	35	10	7	35	16	4	18	7	6	47	17	3
>3yrs and <=4yrs	65	28	15	72	27	7	46	29	10	80	29	10
>2yrs and <=3yrs	141	68	64	130	64	48	103	56	36	150	74	66
>1yr and <=2yrs	186	224	169	236	234	178	156	168	111	255	255	204
>6mths and <=12mths	316	406	95	320	428	148	295	349	62	321	459	171
>3mths and <=6mths	434	476	22	404	460	37	410	443	17	399	455	39
<=3 months	281	282	0	289	292	0	284	286	0	295	297	0
No Licence	0	0	1,153	0	0	1,113	0	0	1,126	0	0	1,110
missing data	8	8	8	0	0	0	10	10	10	0	0	0
<b>Total Males</b>	<b>1,555</b>	<b>1,555</b>	<b>1,555</b>	<b>1,556</b>	<b>1,556</b>	<b>1,556</b>	<b>1,396</b>	<b>1,396</b>	<b>1,396</b>	<b>1,624</b>	<b>1,624</b>	<b>1,624</b>
<b>FEMALES</b>												
Life	0	0	0	1	1	1	0	0	0	1	1	1
>5yrs, less than life	1	0	0	0	0	0	1	0	0	1	0	0
>1yr and <=5yrs	16	8	8	15	10	9	8	3	4	19	13	11
>6mths and <=12mths	17	21	7	30	30	4	16	19	4	33	35	5
>3mths and <=6mths	32	37	2	36	41	5	37	40	2	34	39	5
<=3 months	23	23	0	17	17	0	22	22	0	17	17	0
No Licence	0	0	72	0	0	80	0	0	74	0	0	83
missing data	0	0	0	0	0	0	0	0	0	0	0	0
<b>Total Females</b>	<b>89</b>	<b>89</b>	<b>89</b>	<b>99</b>	<b>99</b>	<b>99</b>	<b>84</b>	<b>84</b>	<b>84</b>	<b>105</b>	<b>105</b>	<b>105</b>
<b>ALL</b>												
Life	14	14	14	18	18	18	10	10	10	17	17	17
>5yrs, less than life	76	39	8	53	18	4	65	38	8	62	22	5
>1yr and <=5yrs	443	338	263	488	351	246	331	263	167	551	388	294
>6mths and <=12mths	333	427	102	350	458	152	311	368	66	354	494	176
>3mths and <=6mths	466	513	24	440	501	42	447	483	19	433	494	44
<=3 months	304	305	0	306	309	0	306	308	0	312	314	0
No Licence	0	0	1,225	0	0	1,193	0	0	1,200	0	0	1,193
missing data	8	8	8	0	0	0	10	10	10	0	0	0
<b>Total</b>	<b>1,644</b>	<b>1,644</b>	<b>1,644</b>	<b>1,655</b>	<b>1,655</b>	<b>1,655</b>	<b>1,480</b>	<b>1,480</b>	<b>1,480</b>	<b>1,729</b>	<b>1,729</b>	<b>1,729</b>

\*Refers to the period 01 April to 31 March

Life includes those detained at the Secretary of State's Pleasure

**Table 11: Northern Ireland Prison Receptions under Sentence of Immediate Custody by Age at Reception, Gender and Principal Offence**

	2014		2015		2016		2015/16*		2016/17*	
	Males	Females	Males	Females	Males	Females	Males	Females	Males	Females
<b>AGED 21 AND OVER</b>										
Violence against the Person	312	14	295	18	278	20	229	17	301	24
Sexual Offences	85	1	60	0	44	2	50	0	54	2
Misc Sexual	10	0	13	0	8	0	9	0	13	0
Robbery	51	2	34	1	28	0	23	1	37	0
Theft	185	37	166	14	126	24	139	16	138	25
Burglary	125	7	92	2	96	2	72	4	109	0
Criminal Damage	138	9	124	19	143	14	114	19	138	13
Drug Offences	129	5	152	8	176	7	120	3	189	8
Possession of Weapons Offences	33	0	20	0	20	1	21	0	22	1
Public Order Offences	435	17	262	10	297	10	295	12	283	10
Motoring Offences	90	2	68	2	87	1	74	2	81	2
Fraud	18	3	21	0	7	4	17	0	11	4
Other Offences	111	11	97	6	95	6	88	3	103	7
Missing	1	0	5	0	0	0	4	0	0	0
<b>Total Aged 21 and Over</b>	<b>1,723</b>	<b>108</b>	<b>1,409</b>	<b>80</b>	<b>1,405</b>	<b>91</b>	<b>1,255</b>	<b>77</b>	<b>1,479</b>	<b>96</b>
<b>AGED LESS THAN 21</b>										
Violence against the Person	31	5	37	3	29	4	34	1	31	4
Sexual Offences	1	0	1	0	0	0	0	0	1	0
Misc Sexual	0	0	0	0	0	0	0	0	0	0
Robbery	6	0	6	0	5	0	2	0	7	0
Theft	25	1	18	1	23	0	25	1	18	1
Burglary	22	0	26	2	16	1	21	2	14	1
Criminal Damage	24	2	24	2	20	2	23	2	17	2
Drug Offences	7	0	5	1	4	0	2	1	4	0
Possession of Weapons Offences	4	0	4	0	2	0	3	0	1	0
Public Order Offences	50	2	15	0	37	1	18	0	34	1
Motoring Offences	5	0	3	0	5	0	4	0	8	0
Fraud	1	0	0	0	0	0	0	0	0	0
Other Offences	6	0	7	0	10	0	9	0	10	0
Missing	0	0	0	0	0	0	0	0	0	0
<b>Total Aged Less than 21</b>	<b>182</b>	<b>10</b>	<b>146</b>	<b>9</b>	<b>151</b>	<b>8</b>	<b>141</b>	<b>7</b>	<b>145</b>	<b>9</b>
<b>ALL</b>	<b>1,905</b>	<b>118</b>	<b>1,555</b>	<b>89</b>	<b>1,556</b>	<b>99</b>	<b>1,396</b>	<b>84</b>	<b>1,624</b>	<b>105</b>

\*Refers to the period 01 April to 31 March

Offence Classification has been revised for this report, only two groupings have been affected.

Recall prisoners are now classified as Public Order Offences, whereas previous methodology classified them as Other Offences

Figures for 2014, 2015 and the 2015/16 financial year have been revised to take into account the new methodology

Misc Sexual includes sexual offences which for England and Wales have moved to the Other Offences Categories but for clarity are included in a separate category here - e.g. making/possessing/distributing indecent photos of children and possession of extreme pornographic images

**Table 12: Northern Ireland Prison Receptions under Sentence of Immediate Custody by Gender and Principal Offence**

		2014	2015	2016	2015/16*	2016/17*
<b>MALES</b>	Violence against the Person	343	332	307	263	332
	Sexual Offences	86	61	44	50	55
	Misc Sexual	10	13	8	9	13
	Robbery	57	40	33	25	44
	Theft	210	184	149	164	156
	Burglary	147	118	112	93	123
	Criminal Damage	162	148	163	137	155
	Drug Offences	136	157	180	122	193
	Possession of Weapons Offences	37	24	22	24	23
	Public Order Offences	485	277	334	313	317
	Motoring Offences	95	71	92	78	89
	Fraud	19	21	7	17	11
	Other Offences	117	104	105	97	113
	Missing	1	5	0	4	0
	<b>Total</b>		<b>1,905</b>	<b>1,555</b>	<b>1,556</b>	<b>1,396</b>
<b>FEMALES</b>	Violence against the Person	19	21	24	18	28
	Sexual Offences	1	0	2	0	2
	Misc Sexual	0	0	0	0	0
	Robbery	2	1	0	1	0
	Theft	38	15	24	17	26
	Burglary	7	4	3	6	1
	Criminal Damage	11	21	16	21	15
	Drug Offences	5	9	7	4	8
	Possession of Weapons Offences	0	0	1	0	1
	Public Order Offences	19	10	11	12	11
	Motoring Offences	2	2	1	2	2
	Fraud	3	0	4	0	4
	Other Offences	11	6	6	3	7
	Missing	0	0	0	0	0
	<b>Total</b>		<b>118</b>	<b>89</b>	<b>99</b>	<b>84</b>
<b>ALL</b>	Violence against the Person	362	353	331	281	360
	Sexual Offences	87	61	46	50	57
	Misc Sexual	10	13	8	9	13
	Robbery	59	41	33	26	44
	Theft	248	199	173	181	182
	Burglary	154	122	115	99	124
	Criminal Damage	173	169	179	158	170
	Drug Offences	141	166	187	126	201
	Possession of Weapons Offences	37	24	23	24	24
	Public Order Offences	504	287	345	325	328
	Motoring Offences	97	73	93	80	91
	Fraud	22	21	11	17	15
	Other Offences	128	110	111	100	120
	Missing	1	5	0	4	0
	<b>Total</b>		<b>2,023</b>	<b>1,644</b>	<b>1,655</b>	<b>1,480</b>

\*Refers to the period 01 April to 31 March

Offence Classification has been revised for this report, only two groupings have been affected.

Recall prisoners are now classified as Public Order Offences, whereas previous methodology classified them as Other Offences

Figures for 2014, 2015 and the 2015/16 financial year have been revised to take into account the new methodology

Misc Sexual includes sexual offences which for England and Wales have moved to the Other Offences Categories but for clarity are included in a separate category here - e.g. making/possessing/distributing indecent photos of children and possession of extreme pornographic images

## Appendix Two: Notes for Readers

### Methodology and Counting Rules

The data used in this bulletin are derived from analysing the daily prison population for a given year, taken from the Northern Ireland Prison Service Management Information System (PRISM). As this is mainly an administrative database, rigorous validation procedures are followed to ensure the data presented is as accurate as possible. More details on the validation procedures followed are included in the Quality Assurance/Validation Section of this report.

Whilst vigorous validation procedures were carried out by the Analytical Services Group of the Department of Justice, the data is subject to the limitations inherent in any large scale recording system and to variation in recording practice over time.

Unlawfully at large prisoners are excluded from these numbers.

For ease of use figures in pie charts are given as whole numbers whereas percentages throughout the text are to one decimal point.

### Average Prisoner Population

Daily Population snapshots are downloaded from the PRISM system as at midnight; the average daily prisoner population for a given year is derived from the average of these.

### Receptions Data

Receptions are counted whenever there is an entry into prison (committal) and/or a change in a prisoner's custody type from one day to the next. For example, if during the time period in question a prisoner is committed into prison as a remand prisoner, then without being released is sentenced, this would count as one remand reception and one sentenced reception.

However, if a sentenced prisoner receives another sentence whilst currently serving a sentence, this will not be counted as a new sentenced reception, as the custody type has not changed.

If a prisoner is released and is subsequently committed on the same or different custody status this is counted as a new reception.

The receptions data are based on the premise that when a person is received more than once during a year he/she will be counted separately on each occasion, including each occasion of change of status between remand and sentenced/fine defaulter during the same period of custody.

Caution needs to be exercised when looking at Fine Default receptions. Fine Default prisoners are counted on the prison system as sentenced prisoners, so if a prisoner is sentenced and subsequently (without being released) serves some time as a fine default prisoner their status does not change. In essence this means that a Fine Default reception is only picked up if there is a change from remand to fine default, or if they are committed to prison as a fine default prisoner. Therefore Fine Default receptions shown in this report may well undercount the actual number of Fine Default Receptions. This is not an issue when calculating the fine default average prison population figures as they can be identified as Fine Defaults.

If a prisoner is committed and released on the same day then they will not be included in this analysis as the daily population snapshot is taken at midnight.

The methodology for producing receptions data from 2009 onwards has changed from previous years. So too has the source from whence the data originates. Therefore caution should be exercised when making comparisons with previous years.



## Age

For the daily averages the age of a prisoner is calculated at the time of the snapshot.

For the receptions information, the age of a prisoner is calculated at age of the reception.

Some of the tables in this bulletin refer to 'adult' and 'young' prisoners. An 'adult' is aged 21 years and over and a 'young' prisoner is aged under 21 years.

## Offence Grouping

An extensive exercise was carried out in late 2013 by statisticians across Criminal Justice in Northern Ireland, to reclassify all offences into main offence groupings, as far as possible, that are more in line with England and Wales. Due to this exercise receptions data published prior to 2009 on offence groupings will not be directly comparable with those from 2009 onwards. Data relating to averages pre 2013 on offence groupings will also not be directly comparable, as data published on averages pre 2013 used the old classification system.

A further review was carried out in 2017 which resulted in two offence categories being re-classified. The two groupings which are affected are Public Order and Other Offences. Recalls and revocation of licence offences are no longer classified as Other Offences; they are now classified as Public Order Offences. As a result of these changes, it is not possible to compare any data relating to these two categories contained in this report with any data relating to these two categories from previous reports. However, all data contained in this report for previous years have been revised to take this new methodology into account.

## Principal Offence

Where a person is received under sentence for two or more offences, only the principal offence is used. Following a review during 2013 by statisticians in the Department of Justice, Northern Ireland, an updated algorithm for calculating principal offence was adopted. Details on this can be found in a special paper using the link <https://www.justice-ni.gov.uk/publications/methodology-paper-adoption-and-implementation-principal-offence-northern-ireland>.

Due to the way data is stored and extracted in PRISM, sentence lengths for each individual offence cannot be extracted; as such calculating principal offence using actual sentence length is not possible. Instead principal offence using the principal at trial algorithm is used as the basis for calculating principal offence for prison statistics. This calculates principal offence based on the offence that has the statutory highest maximum sentence. For offences with the same highest maximum sentence then further flags are used to calculate the principal offence. More detail on this can be found in the above report. Due to slight differences in data, the methodology is adapted for Prison purposes. PRISM holds a flag which determines if the offence is a main offence or not; this flag is used in the Prison methodology. The actual offence date is held in PRISM but due to difficulties extracting this, it cannot be used as a method for calculating principal offence. As such this step in the process is replaced by ordering based on the numerical offence code for each offence.

## Sentence Length

If a person is received under sentence for two or more offences at the same time, sentence length is taken as the longest of any concurrent sentences, with consecutive sentences being treated as one sentence equal in length to the sentences added together.

However, if a sentenced prisoner receives another sentence whilst currently serving a sentence, the sentence details of the first sentence are used to work out sentence lengths.

## Type of Prisoner

Currently there are three prison establishments in Northern Ireland - HMP Magilligan, HMP Maghaberry and Hydebank Wood College. Female prisoners are held in a separate unit within Hydebank Wood College. HMP Magilligan only accommodates sentenced prisoners who are transferred from a sentenced status. Therefore prisoners in Magilligan do not change custody type and as such there are no receptions for Magilligan.

Whilst the prison population consists mainly of offenders sentenced by the courts to immediate custody for criminal offences, it also includes fine defaulters, remand prisoners and a small number of non-criminal prisoners.

Fine defaulters are those who have been given a fine by the courts and have not paid the fine within a stipulated time, and have then been the subject of a warrant issued by the court. The duration of sentence is dependent upon the amount of the unpaid fine and ranges from one week where the default is £200 or less, to ten years where the default exceeds £1 million.

Remand prisoners include those charged with an offence and whom the courts have ruled should be detained in custody pending trial; those whom the courts have permitted to be released on bail pending trial but have not as yet met the conditions (usually financial) of the bail; those who had been released on bail but have subsequently been re-admitted to prison because they breached a condition of bail; and those who have been found guilty by the court but have been ordered to be detained in custody pending sentence.

Non-criminal prisoners are mainly made up of those being held under the terms of the Immigration Act.

## Significant Testing

Findings in this report were compared using statistical testing. This was done to provide a level of confidence as to whether there was a real difference in findings between years or categories, or whether apparent differences were simply within the range expected with chance variation. The test employed was a Chi Square, which tests for association between two categorical variables - for example, gender (males and females) and offence category (Theft and non-Theft). Where a statistically significant result was found (i.e. a result with a probability of less than 5.0% under chance conditions) this has been reported in the text.

## Quality Assurance/Validation

The steps taken to quality assure this information for statistical purposes are described below.

The data used to derive the information originates from the Northern Ireland Prison Service (NIPS) case management system (PRISM). This is a live recording system which is used extensively by NIPS for day to day case management purposes. As such the information extracted, while subject to human data entry error, needs to be highly accurate as it is the main information tool used to manage prisoners on a day-to-day basis, to list their status/privileges and, for that matter to regulate discharge dates/record sentence lengths. It is used not only by Prison Service Staff but also Probation Staff. The data from which the average population and receptions information are derived are therefore core fields, the accuracy of which is a requirement for the effective handling of day-to-day prison operations.

It is perhaps important to emphasise that Prison Service Staff themselves have a vested interest in the complete reliability of the data populated into the fields used for this analysis. Information is not derived from subsidiary screens which do not contribute to the officer's own capacity to discharge his/her duties or which can be bypassed without impacting immediately on the officer's own work.

The procedure undertaken to derive the statistics now has the following stages. A data download is extracted from PRISM which includes details on individual prisoners. This is used as the primary source

of information to calculate the prison population. Rigorous validation exercises are then conducted to ensure that the information produced is as accurate as possible.

These Quality Assurance/Validation procedures can be split into two parts, firstly ensuring the data from PRISM is accurate and up to date. For this purpose, manual checks are carried out and data corrected to ensure:

- that all sentenced prisoners have a sentence length;
- that there are no sentence lengths that are discrepant (e.g. murder offences attracting a sentence of 7 days);
- that the total effective sentence adds up to the custody sentence plus the licence sentence;
- that the stated age of prisoners is appropriate and realistic (e.g. no-one aged 8,108, etc. );
- that the gender of prisoners is appropriate for the prison establishment (e.g. no male prisoners in a female prison); and
- that a general check of the data as a whole suggests no other anomalies.

Any such discrepancies identified at this stage (for which there may on, albeit rare, occasion be a valid reason) are checked out against the Integrated Court Operations System (ICOS), the Criminal Records Viewer and additional screens on PRISM itself. Any issues are resolved on an individual basis.

Secondly, an extensive manual cross checking exercise is conducted using PRISM to ensure that after manipulating the data, the information produced is correct. A list of all receptions for each prisoner is listed and details are then cross checked manually against the records held on PRISM.

Whilst these checking procedures are extensive and robust, the statistics contained in the publication are inevitably subject to the limitations inherent in any large-scale recording system and to variations in recording practice over time. However, as PRISM is used extensively for the operation of the core business and the fields used are fields in the accuracy of which officers themselves have a strong vested interest, one can now be confident in the accuracy and robustness of the source administrative data to a degree much greater than would normally be the case with administrative systems requiring lower degrees of operational precision.

Analytical Services Group,  
Department of Justice,  
Laganside House,  
Oxford Street,  
Belfast, BT1 3LA.

Email: [statistics.research@justice-ni.x.gsi.gov.uk](mailto:statistics.research@justice-ni.x.gsi.gov.uk)

Telephone: 028 9052 5151

[www.justice-ni.gov.uk](http://www.justice-ni.gov.uk)