

## DEADWEIGHT CATTLE TRADE

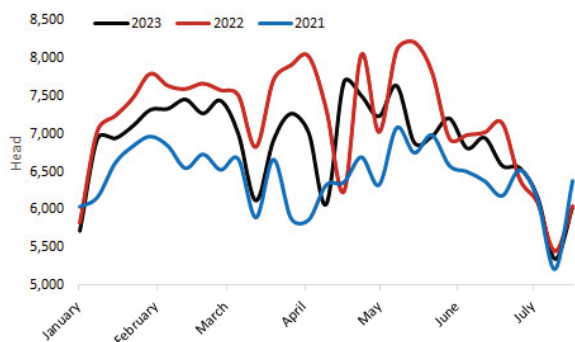
### NI FACTORY BASE QUOTES FOR CATTLE

(P/KG DW)	This Week 24/07/23	Next Week 31/07/23
<b>Prime</b>		
U-3	442 - 452p	440 - 450p
R-3	436 - 446p	434 - 444p
O+3	430 - 440p	428 - 438p
P+3	374 - 384p	372 - 382p
Including bonus where applicable		
<b>Cows</b>		
O+3	334 - 350p	334 - 345p

Cow quotes vary depending on weight and grade. Pricing policies vary from plant to plant. Producers are advised to check pricing policies before presenting cattle for slaughter.

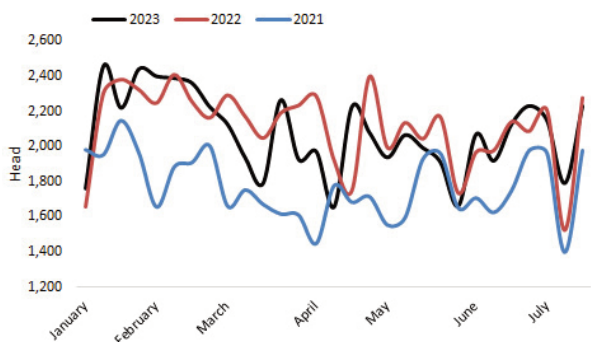
### Prime Cattle Throughput to date 2021-2023

Source: DAERA



### Cow Throughput to date 2021-2023

Source: DAERA



### REPORTED NI CATTLE PRICES - P/KG

W/E 22/07/23	Steers	Heifers	Young Bulls
U3	470.9	471.5	464.1
R3	466.8	466.2	458.4
O+3	459.4	460.6	453.5

\*Prices exclude AA, HER and Organic cattle

### REPORTED COW PRICES NI - P/KG

W/E 22/07/23	Weight Bands			
	<220kg	220-250kg	250-280kg	>280kg
P1	246.2	262.9	273.2	292.4
P2	281.1	302.7	318.9	333.8
P3	334.0	334.7	336.0	343.1
O3	300.0	348.2	359.3	359.6
O4	300.0	339.1	344.9	360.8
R3	-	-	-	375.8

### Deadweight Cattle Trade

Base quotes from the plants this week for in spec U-3 grading prime cattle were back on last week ranging from 442-452p/kg. Base quotes for cows this week ranged from 334-350p/kg with softer quotes expected for all types of cattle early next week.

Prime cattle supplies increased by 694 head last week with 6,034 prime cattle slaughtered locally. Last week cow throughput in local plants increased by 437 head from the previous week to total 2,230 head.

Last week in NI the average price paid for steers was 458p/kg back 3.1p/kg from the previous week. The average price paid for heifers was back 5.4p/kg to 456.3p/kg, while the average young bull price decreased by 3.8p/kg to 446.7p/kg.

Across the water the softening in trade was similar to NI with the majority of prime cattle grades reporting declines from the previous week. By category in GB the cow trade recorded the largest decline from the previous week, back by 10.9p/kg on average. Last week in ROI the deadweight trade for cattle continued to come under pressure in euro terms but reported increases in sterling terms. The R3 steer price in ROI last week was the equivalent 420.3p/kg, up 1p/kg from the previous week and remaining 48.5p/kg behind the equivalent price in NI. Meanwhile, the R3 heifer price in ROI reported a marginal increase to 422.6p/kg, narrowing the differential with NI to 44.4p/kg.

### LAST WEEK'S DEADWEIGHT CATTLE PRICES (UK / ROI)

W/E 22/07/23	Northern Ireland	Rep of Ireland	Scotland	Northern England	Midlands & Wales	Southern England	GB
Steers	U3	471.1	432.3	479.1	484.3	478.6	479.1
	R3	468.8	420.3	481.8	476.3	473.2	468.8
	R4	470.2	421.6	481.6	480.6	472.0	470.7
	O3	455.9	407.7	468.2	460.4	453.5	451.4
AVG	458.0	-	477.5	471.5	461.6	458.8	467.7
Heifers	U3	471.9	435.4	484.6	485.1	482.5	480.8
	R3	467.0	422.6	480.0	473.2	477.5	469.1
	R4	465.5	426.1	480.2	478.8	472.4	469.3
	O3	454.9	415.1	465.2	456.1	451.2	444.7
AVG	456.3	-	477.5	469.3	462.2	454.4	465.9
Young Bulls	U3	463.9	427.4	471.1	471.0	474.6	470.9
	R3	457.8	412.1	462.1	461.2	463.6	451.4
	O3	440.9	391.7	438.1	440.8	438.7	431.0
	AVG	446.7	-	463.9	460.5	458.8	458.9
Prime Cattle Price Reported	4,974	-	5,891	6,958	7,068	4,885	24,802
Cows	O3	359.2	341.7	378.3	376.2	380.6	375.2
	O4	359.6	343.4	381.2	380.7	380.6	374.6
	P2	323.0	307.1	334.8	338.4	339.3	337.4
	P3	341.9	331.5	347.3	357.7	357.1	357.6
AVG	331.5	-	369.0	361.5	348.4	337.2	

Notes: (i) Prices are p/kg Sterling-ROI prices converted at 1 euro=86.45p Stg  
(ii) Shading indicates a lower price than the previous week.  
(iii) AVG is the average of all grades in the category, not just those listed

## LIVEWEIGHT CATTLE TRADE

### LATEST LIVEWEIGHT CATTLE MART PRICES NI

W/E 22/07/23	1st QUALITY			2nd QUALITY		
	From	To	Avg	From	To	Avg
<b>Finished Cattle (p/kg)</b>						
Steers	260	290	280	210	259	230
Friesians	204	232	214	130	200	165
Heifers	245	306	262	200	244	225
Beef Cows	211	254	227	160	210	180
Dairy Cows	140	184	155	50	139	105
<b>Store Cattle (p/kg)</b>						
Bullocks up to 400kg	250	297	275	200	249	225
Bullocks 400kg - 500kg	220	285	250	150	219	205
Bullocks over 500kg	235	325	257	203	234	212
Heifers up to 450kg	250	330	275	180	249	210
Heifers over 450kg	200	253	230	150	199	180
<b>Dropped Calves (£/head)</b>						
Continental Bulls	400	660	480	240	395	320
Continental Heifers	350	480	405	200	345	270
Friesian Bulls	115	270	224	5	95	32
Holstein Bulls	-	-	-	15	35	24

## DEADWEIGHT SHEEP TRADE

### NI SHEEP BASE QUOTES

(P/Kg DW)	This Week 24/07/23	Next Week 31/07/23
R3 Lambs up to 21kg	525 - 540p	520p

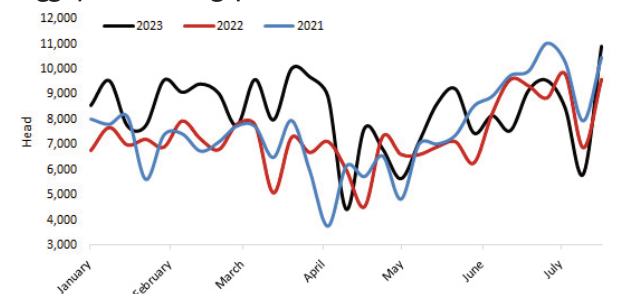
### REPORTED SHEEP PRICES

(P/KG)	W/E 08/07/23	W/E 15/07/23	W/E 21/07/23
NI L/W Lambs	530.3	514.5	507.3
NI D/W Lambs	576.9	579.7	559.8
GB D/W Lambs	617.1	631.0	592.2
ROI D/W	603.3	607.7	593.6

### Sheep Trade

In line with seasonal trends there are currently plentiful supplies of lambs in NI for slaughter. Last week the largest weekly lamb throughput during the year to date was recorded in local plants with 10,925 lambs processed. A further 5,036 lambs were exported from NI for direct slaughter in ROI plants last week. This week in the marts an average price of 472p/kg was reported for factory lambs in Ballymena and Rathfriland, similar to the trade during the same week last year. Base quotes from the major lamb processors ended this week ranging from 520-530p/kg and paying up to 21kg. Early next week base quotes of 520p/kg are expected across the major meat plants.

### Hogget/Lamb Throughput to date 2021-2023



## LIVEWEIGHT SHEEP TRADE

### LATEST SHEEP MARTS (P/KG LW)

From: 22/07/23		Lambs			
To: 27/07/23		No	From	To	Avg
	Swatragh	1300	470	511	-
Monday	Kilrea	750	474	511	-
	Markethill	1040	460	502	-
Tuesday	Saintfield	875	480	525	-
	Rathfriland	702	469	500	472
Wednesday	Ballymena	1809	460	497	472
	Enniskillen	685	465	505	-
	Armoy	434	450	512	-