

## DEADWEIGHT CATTLE TRADE

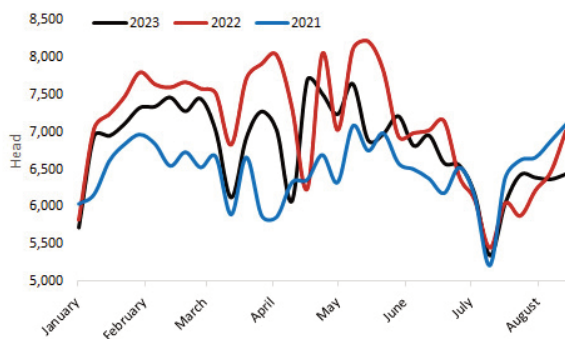
### NI FACTORY BASE QUOTES FOR CATTLE

(P/KG DW)	This Week 21/08/23	Next Week 28/08/23
<b>Prime</b>		
U-3	432 - 446p	432 - 446p
R-3	426 - 444p	426 - 444p
O+3	420 - 438p	420 - 438p
P+3	364 - 382p	364 - 382p
Including bonus where applicable		
<b>Cows</b>		
O+3	324 - 335p	324 - 340p

Cow quotes vary depending on weight and grade. Pricing policies vary from plant to plant. Producers are advised to check pricing policies before presenting cattle for slaughter.

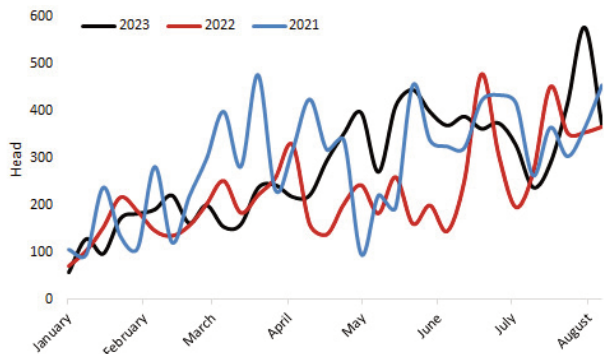
#### Prime Cattle Throughput to date 2021-2023

Source: DAERA.



#### Cow Throughput to date 2021-2023

Source: DAERA.



### REPORTED NI CATTLE PRICES - P/KG

W/E 19/08/23	Steers	Heifers	Young Bulls
U3	458.1	461.7	449.1
R3	454.1	455.6	444.2
O+3	447.5	447.3	437.7

\*Prices exclude AA, HER and Organic cattle

### REPORTED COW PRICES NI - P/KG

W/E 19/08/23	Weight Bands			
	<220kg	220-250kg	250-280kg	>280kg
P1	223.4	238.7	253.3	265.7
P2	251.1	284.8	298.3	311.9
P3	267.6	292.2	308.2	319.4
O3	268.6	321.3	328.4	336.7
O4	286.0	308.0	326.7	338.8
R3	260.7	-	400.0	358.8

### Deadweight Cattle Trade

Base quotes from the NI plants for in spec U-3 prime cattle ended this week ranging from 432-446p/kg. Mid week quotes for O+3 grading cows improved to range from 324-340p/kg. Similar quotes are expected for all types of cattle early next week.

Last week in NI the deadweight trade for cattle firmed across a number of grades from the previous week. While the average price paid for steers last week was back by 1.2p/kg to 444.2p/kg. The average R3 steer price reported only a marginal decline of 0.2p/kg bringing it to 457p/kg. The average price paid for R3 heifers in NI last week was also reported at 457p/kg, up just over half a penny from the previous week, while the average heifer price in NI reported an increase, bringing it to 298.5p/kg.

Last week the deadweight cattle trade in GB reported widespread improvements on the previous week. Scotland and the Midlands and Wales saw the largest uplift in trade across the regions, notably for heifers where the average price paid was up 5.6p/kg and 3p/kg respectively week on week. Meanwhile, the average heifer price in GB last week was up 2.9p/kg to 455p/kg.

In ROI last week deadweight cattle prices continued to decline in both sterling and euro terms. The R3 steer price in ROI was the equivalent of 398.3p/kg, back 6p/kg from the previous week while the R3 heifer price was back 6.2p/kg to the equivalent of 401.2/kg. The O3 cow price in ROI last week was 329.8p/kg.

### LAST WEEK'S DEADWEIGHT CATTLE PRICES (UK / ROI)

W/E 19/08/23	Northern Ireland	Rep of Ireland	Scotland	Northern England	Midlands & Wales	Southern England	GB
Steers	U3	458.4	407.2	468.2	472.7	470.8	471.6
	R3	457.0	398.3	468.0	464.2	464.3	464.4
	R4	449.2	399.5	469.0	467.7	456.0	465.7
	O3	446.3	386.2	456.6	453.4	443.1	446.0
AVG	444.2	-	465.8	460.7	450.5	449.3	456.7
Heifers	U3	460.7	411.9	479.3	471.6	474.5	475.9
	R3	457.0	401.2	471.7	462.0	463.7	464.0
	R4	455.8	402.4	471.5	464.0	461.8	466.0
	O3	447.0	391.4	460.6	447.7	437.4	442.5
AVG	446.1	-	470.3	455.5	448.1	444.3	455.0
Young Bulls	U3	449.1	400.0	461.4	459.5	468.8	462.5
	R3	443.4	390.8	459.5	449.6	454.8	454.6
	O3	428.0	370.6	433.4	409.6	420.3	421.1
	AVG	433.5	-	455.4	440.9	443.1	437.7
Prime Cattle Price Reported	4,792	-	5,318	6,020	6,303	4,085	21,726
Cows	O3	334.5	329.8	344.3	336.4	346.7	341.7
	O4	337.0	330.7	350.8	343.6	345.8	344.6
	P2	302.0	298.9	307.0	303.6	309.6	307.5
	P3	315.7	318.2	319.0	314.8	323.3	321.0
AVG	298.5	-	338.5	313.5	313.9	299.9	313.4

Notes: (i) Prices are p/kg Sterling-ROI prices converted at 1 euro=85.74p Stg  
(ii) Shading indicates a lower price than the previous week.  
(iii) AVG is the average of all grades in the category, not just those listed

## LIVEWEIGHT CATTLE TRADE

### LATEST LIVEWEIGHT CATTLE MART PRICES NI

W/E 19/08/23	1st QUALITY			2nd QUALITY		
	From	To	Avg	From	To	Avg
<b>Finished Cattle (p/kg)</b>						
Steers	250	292	270	200	249	230
Friesians	212	222	217	192	211	202
Heifers	235	272	253	185	234	210
Beef Cows	206	251	217	150	205	170
Dairy Cows	129	156	140	32	128	90
<b>Store Cattle (p/kg)</b>						
Bullocks up to 400kg	270	333	290	200	269	230
Bullocks 400kg - 500kg	250	321	280	180	249	215
Bullocks over 500kg	235	294	260	180	234	205
Heifers up to 450kg	250	320	275	190	249	210
Heifers over 450kg	230	280	250	180	229	205
<b>Dropped Calves (£/head)</b>						
Continental Bulls	400	500	450	250	395	325
Continental Heifers	350	550	400	225	345	285
Friesian Bulls	155	220	165	150	130	90
Holstein Bulls	150	150	150	4	40	28

## DEADWEIGHT SHEEP TRADE

### NI SHEEP BASE QUOTES

(P/Kg DW)	This Week 21/08/23	Next Week 28/08/23
R3 Lambs up to 21kg	515 - 520p	515 - 530p

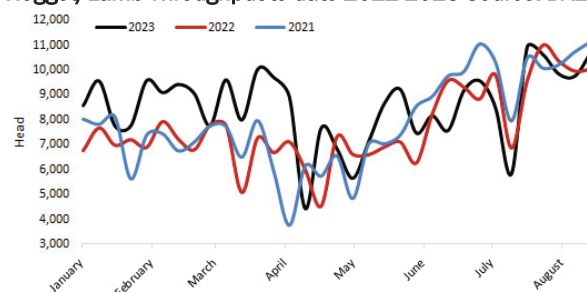
### REPORTED SHEEP PRICES

(P/KG)	W/E 05/08/23	W/E 12/08/23	W/E 19/08/23
NI L/W Lambs	467.6	471.6	473.5
NI D/W Lambs	520.3	510.9	524.8
GB D/W Lambs	574.0	574.3	580.7
ROI D/W	546.5	529.4	530.9

### Sheep Trade

Base quotes for R3 lambs ended this week at 530p/kg, with quotes of 515-530p/kg expected early next week. Improved quotes are reflective of the trade with the deadweight lamb price in NI last week up by 13.9p/kg from the previous week to 524.8p/kg. Steady supplies of lambs are coming forward for slaughter with 10,697 head processed last week, an increase of 929 head from the previous week. Meanwhile, 5,962 lambs were exported to ROI plants for direct slaughter last week, an increase of 1,363 head or 30 per cent on the previous week. In ROI last week the average deadweight lamb price also increased from the previous week by 1.5p/kg, bringing it to 530.9p/kg.

#### Hogget/Lamb Throughput to date 2021-2023



## LIVEWEIGHT SHEEP TRADE

### LATEST SHEEP MARTS (P/KG LW)

From: 19/08/23		Lambs			
To: 24/08/23		No	From	To	Avg
Saturday	Omagh	1008	473	505	-
	Swatragh	1200	475	555	-
Monday	Kilrea	1100	478	504	-
	Markethill	1220	470	507	-
Tuesday	Saintfield	770	480	515	-
	Rathfriland	764	435	542	490
Wednesday	Ballymena	2155	450	497	475
	Enniskillen	758	470	515	-
	Armoyle	512	465	512	-