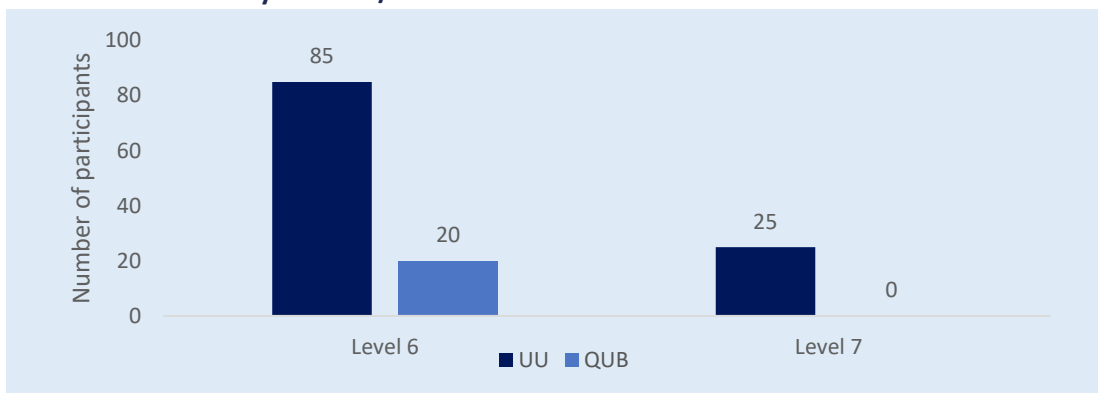


Statistical Fact Sheet - Higher Level Apprenticeship (HLA) programmes at Higher Education Institutions (HEI) in Northern Ireland (NI), Academic year 2018/19

This is an addendum to the [Higher Level Apprenticeship in Northern Ireland 2018/19 bulletin](#); it details the characteristics of the participants starting HLAs (level 6 or 7) delivered in Higher Education Institutions in Northern Ireland in academic year 2018/19. A total of 130 participants started HLA programmes at HEIs in Northern Ireland in 2018/19; 85% attended Ulster University (UU) and 15% Queen's University Belfast (QUB).

- Four out of five HLA participants at HEIs were studying at level 6.

Figure 1: Participants starting HLA programmes at HEIs by level of study and Provider in academic year 2018/19



Source: Higher Education Statistics Agency (HESA)
Note: Data has been rounded to the nearest 5

Participant Profile

- A greater number of males (80) compared to females (45) started HLA programmes at HEIs in academic year 2018/19.
- The highest proportion (65%) of participants starting HLA programmes at HEIs were aged 20 and under.

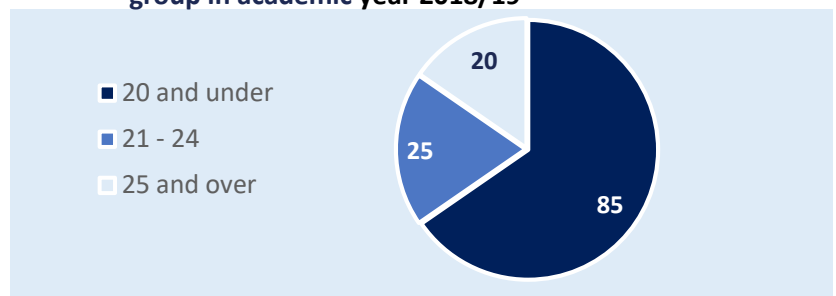
Table 1: Participants starting HLA programmes at HEIs by sex in academic year 2018/19

Academic Year	Sex		Total
	Female	Male	
2018/19	45	80	130

Source: HESA

Note: Data has been rounded; therefore the sum of the row may not match the total

Figure 2: Participants starting HLA programmes at HEIs by age group in academic year 2018/19



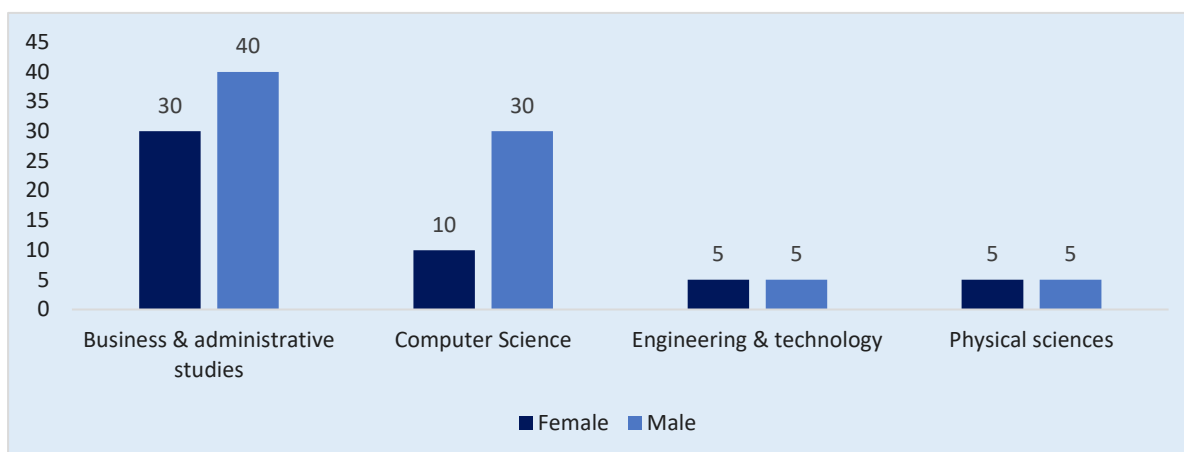
Source: HESA

Note: Data has been rounded to the nearest 5

Subject Area

- The most popular subject area was business and administration studies which accounted for just over half the participants on HLA programmes at HEIs; this was the most popular subject area for both males and females.
- Computer science was the second most popular HLA subject area at HEIs; three-quarters of these participants were male while only one-quarter were female.

Figure 3: Participants starting HLA programmes at HEIs by subject area in academic year 2018/19



Source: HESA

Note: Data has been rounded to the nearest 5

- Over half (54%) of the participants on HLAs at HEIs started a non-STEM HLA

Table 2: Participants starting HLA programmes at HEIs by STEM indicator, academic year 2018/19

Non-STEM	Broad STEM	Narrow STEM	Total
70	60	60	130

Source: HESA

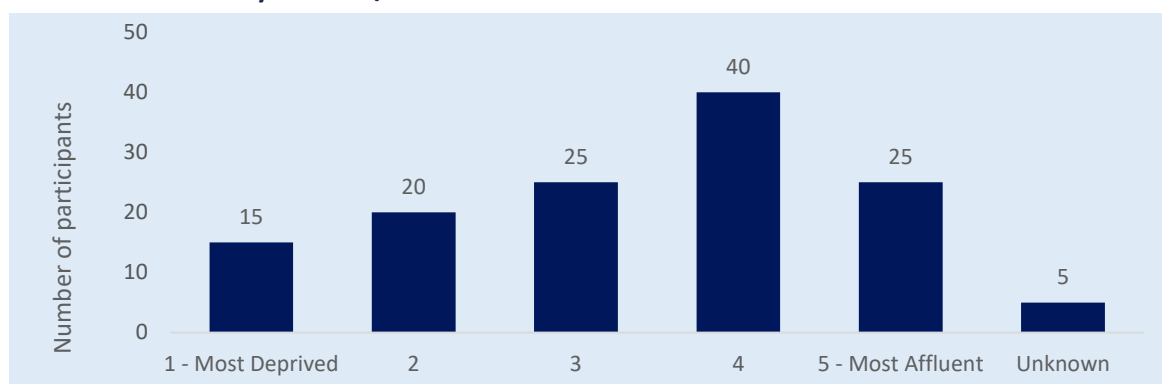
Note: Data has been rounded; therefore the sum of the row may not match the total

The Broad STEM and Narrow STEM figures are identical as the subject areas 'Physical Sciences', 'Computer Science' and 'Engineering & Technology' fall into both STEM categories

Deprivation Quintile

- Although there were HLA participants from all the sectors of the deprivation quintile, a higher proportion were from the more affluent groups compared to the two most deprived.

Figure 4: Participants starting HLA programmes at HEIs by deprivation quintile in academic year 2018/19

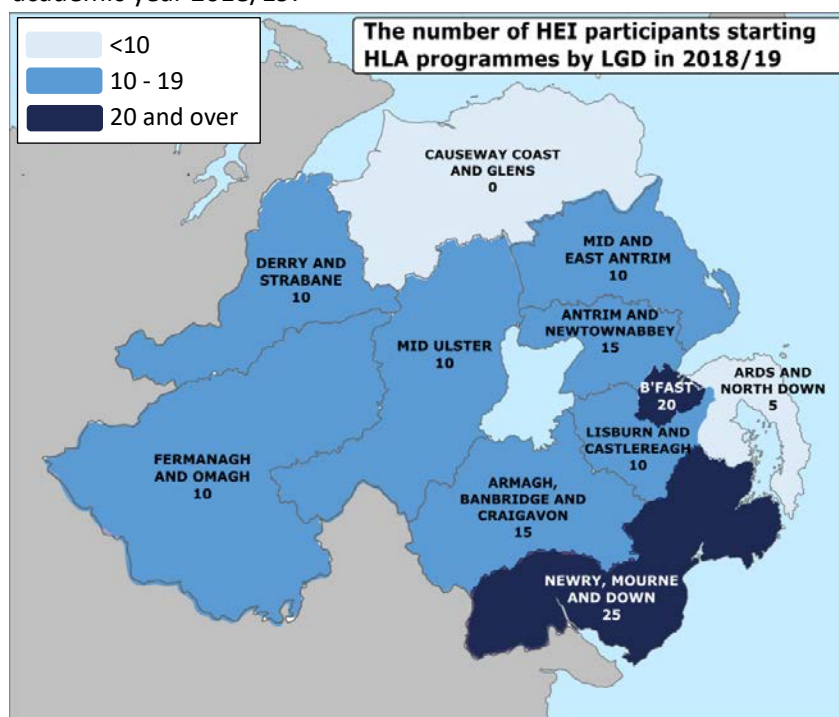


Source: HESA

Note: Data has been rounded to the nearest 5

Local Government District (LGD)

- The LGD to record the highest number of participants starting an HLA programme at a HEI in 2018/19 was Newry, Mourne and Down (25), second was Belfast (20).
- Both Causeway Coast and Glens and Ards and North Down recorded less than ten HLA participants at HEIs in academic year 2018/19.



Source: HESA

Note: Data has been rounded to the nearest 5

Notes

Data Collection

The information presented in this statistical fact sheet is based on data supplied by the Higher Education Statistics Agency (HESA). The HESA data presented relates to HLA participants at NI HEIs: Ulster University and Queens University Belfast. A full set of tables for NI HEIs and all other publicly funded HEIs in the UK are published by the Higher Education Statistics Agency (HESA) and are available to download from [HESA](https://www.hesa.ac.uk/)

Data Rounding

To prevent the identification of individuals, figures throughout the report are rounded to the nearest 5, with 0, 1, and 2 rounded to 0. Due to rounding, the sum of numbers in each row or column may not match the total shown. Percentages are calculated on rounded figures.

Data Tables

More detailed tables providing further information on the HLA participants at HEI can be accessed in Excel format at [HLA HEI Tables](#)

Revisions

Over time as more information becomes available, it is possible figures may be revised to improve quality and accuracy. Users will be informed of any revisions to the data.

Higher Level Apprenticeships

Level 6 Apprenticeships - These are the equivalent to a BA or BSc Degree, Graduate certificate, Level 6 NVQ or BTEC. **Level 7** Apprenticeships - these are the equivalent to a MEng, MA, MSc, Level 7 NVQ, PGCE or Postgraduate certificate. A list of the Higher Level Apprenticeships available can be accessed at [Higher level Apprenticeships](#)

Contact details can be found in the statistical bulletin [Higher Level Apprenticeships in Northern Ireland, academic year 2017/18 – 2018/19](#)