

2022

Statutory Consultations Quarterly Performance Report Q3 2021/22

This quarterly report highlights the performance of statutory consultees in the planning process. It provides details of the volume of statutory consultation that has taken place during the first nine months of 2021/22 with comparative data back to 2019/20. The figures contained in this report are extracted from the NI Planning Portal, are provisional, and should not be treated as official statistics.

*****THE INFORMATION IN THIS REPORT IS NOT CONSIDERED OFFICIAL
STATISTICS AND SHOULD NOT BE QUOTED AS SUCH*****



Contents

Summary infographic.....	3
Introduction	4
Statutory consultations.....	4
Statutory consultations response times	5
2021/22 in more detail – statutory consultee analysis	8
User guidance	13

Planning Statutory Consultations

Q3 2021/22

Statutory consultations, for the purposes of this report, are 'Standard' and 'EIA Standard' consultations marked as 'Statutory' for application types 'full', 'outline' and 'reserved matters' on the NI Planning Portal

Statutory consultations raised

Number of statutory consultations raised



6,388

statutory consultations were raised in Q3 2021/22. Of these:



6,088
(95%)

were on local applications



300
(5%)

were on major applications



0
(0%)

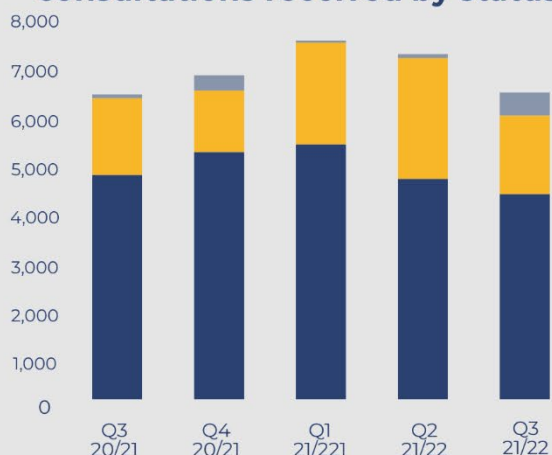
were on regional applications

Statutory consultations response times

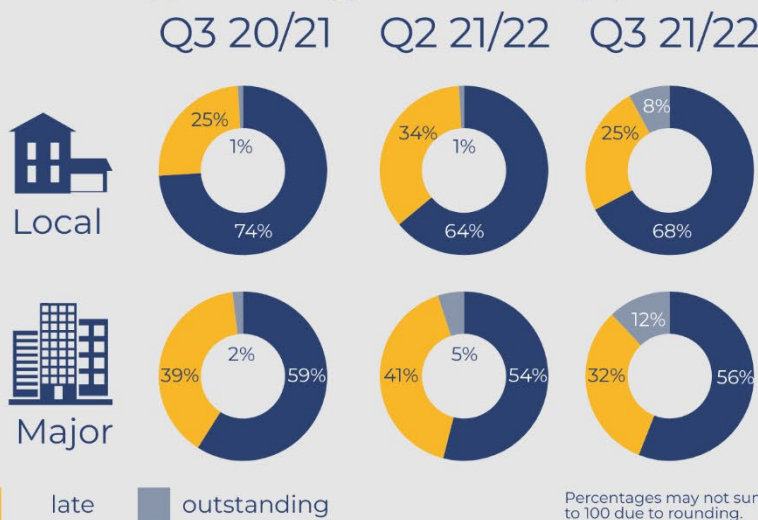


67% of statutory consultations in Q3 2021/22 were responded to on time (i.e. within the 21-day response target or the extended target)

Number of responses to statutory consultations received by status



Responses to statutory consultations received by application type and status (%)



■ on time ■ late ■ outstanding

Percentages may not sum to 100 due to rounding.

Statutory consultees

Number of responses to statutory consultations received by statutory consultee and response status, April - December 2021 (5 most common consultees)



■ on time ■ late ■ outstanding

Statutory Consultations Quarterly Report – Q3 2021/22

Introduction

This quarterly report highlights the performance of statutory consultees in the planning process. It provides details of the volume of statutory consultation that has taken place during the first nine months of 2021/22 with comparative data from previous years.

The figures contained in this report are extracted from the NI Planning Portal, are provisional, and should not be treated as official statistics.

Statutory consultations

During the first nine months of 2021/22 (April to December 2021) there were 34,003 consultations/advice queries raised. Of these, three-quarters (25,548; 75%) were sent to key statutory consultees¹. Of these 25,548 consultations/advice queries raised, 82% (21,014) were deemed to be statutory consultations². The number of statutory consultations raised by application type is reported in Table 1 below. The series is available from 2019/20.

Table 1: *Number of statutory consultations raised by planning application type (Quarterly)*

Year	Quarter	Local	Major	Regional	Total
2019/20	Apr-Jun	6,163	352	0	6,515
	Jul-Sep	5,710	392	1	6,103
	Oct-Dec	5,674	404	7	6,085
	Jan-Mar	5,056	331	0	5,387
2020/21	Apr-Jun	4,052	272	1	4,325
	Jul-Sep	6,007	335	0	6,342
	Oct-Dec	5,991	327	7	6,325
	Jan-Mar	6,352	374	3	6,729
2021/22	Apr-Jun	7,083	355	2	7,440
	Jul-Sep	6,835	351	0	7,186
	Oct-Dec	6,088	300	0	6,388

Note: figures reported represent 'Standard' and 'EIA Standard' consultations marked as 'Statutory' for application types 'full', 'outline' and 'reserved matters' for the statutory consultees listed in [User Guidance](#) section.

The number of statutory consultations raised fell during Q4 2019/20 (January to March 2020), compared with earlier quarters in that year. A further decrease was reported for Q1 2020/21 (April

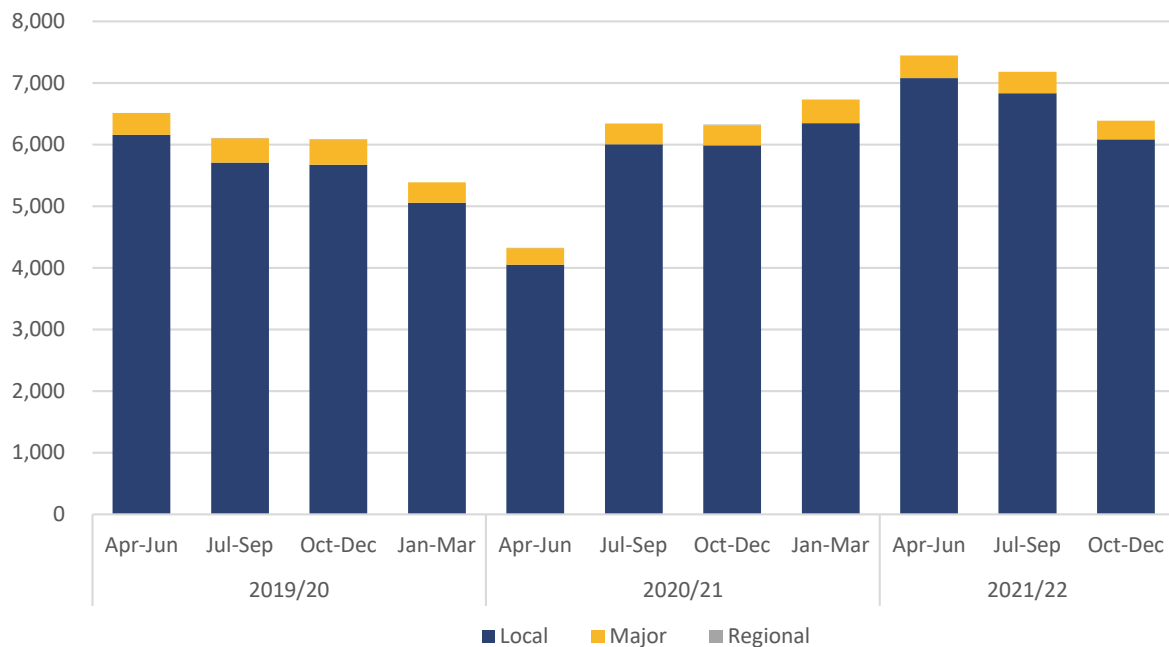
¹ See [User Guidance](#) for a list of key statutory consultees.

² A statutory consultation for the purpose of this report is considered as a 'Standard' or 'EIA Standard' consultation marked as 'Statutory' for application types 'full', 'outline' and 'reserved matters' for the statutory consultees listed in the [User Guidance](#) section.

to June 2020), with the number of statutory consultations raised down by over one-third (34%) compared with the same quarter a year earlier. It is likely that this decrease was related to the reduction in the number of planning applications received over the same period, as a consequence of the coronavirus (COVID-19) pandemic. In Q2 2020/21 (July to September 2020), 6,342 statutory consultations were raised; an increase of almost one-half (47%) from the previous quarter and a return to pre-Q4 2019/20 levels; this level of consultation continued during October to December 2020. Consultation then increased in the following two quarters, peaking in the first quarter of 2021/22 (April to June 2021) with 7,440 statutory consultations raised. In the most recent quarter (October to December 2021) 6,388 statutory consultations were raised, a decline over the quarter and a return to levels recorded during 2020/21.

As in previous quarters, statutory consultations on local planning applications accounted for the vast majority of consultations raised in Q3 2021/22 (95%). See Chart 1.

Chart 1: *Number of statutory consultations raised by planning application type*



Statutory consultations response times

During 2019/20 the proportion of statutory consultations responded to on time³ was 69%. In 2020/21 response rates increased to 76%. During the first nine months of 2021/22, 68% of statutory consultations were responded to on-time.

In the first quarter of the year the overall response rate was 71%, this was down from 76% reported for the previous quarter and 79% reported for the same period a year earlier. The rate dropped to 64% during the second quarter increasing to 67% in the most recent quarter. It is important to note the increased volume of consultations raised during the first six months of the year when considering performance levels overtime (see Chart 1).

³ Includes those responded to within the 21-day target and the extended target, where applicable.

Chart 2 below shows the number of responses to statutory consultations by response status. As with previous reports, the number of outstanding statutory consultations is highest in the most recent quarter. Chart 3 provides a proportionate breakdown of these responses.

Chart 2: Number of responses to statutory consultations received by response status

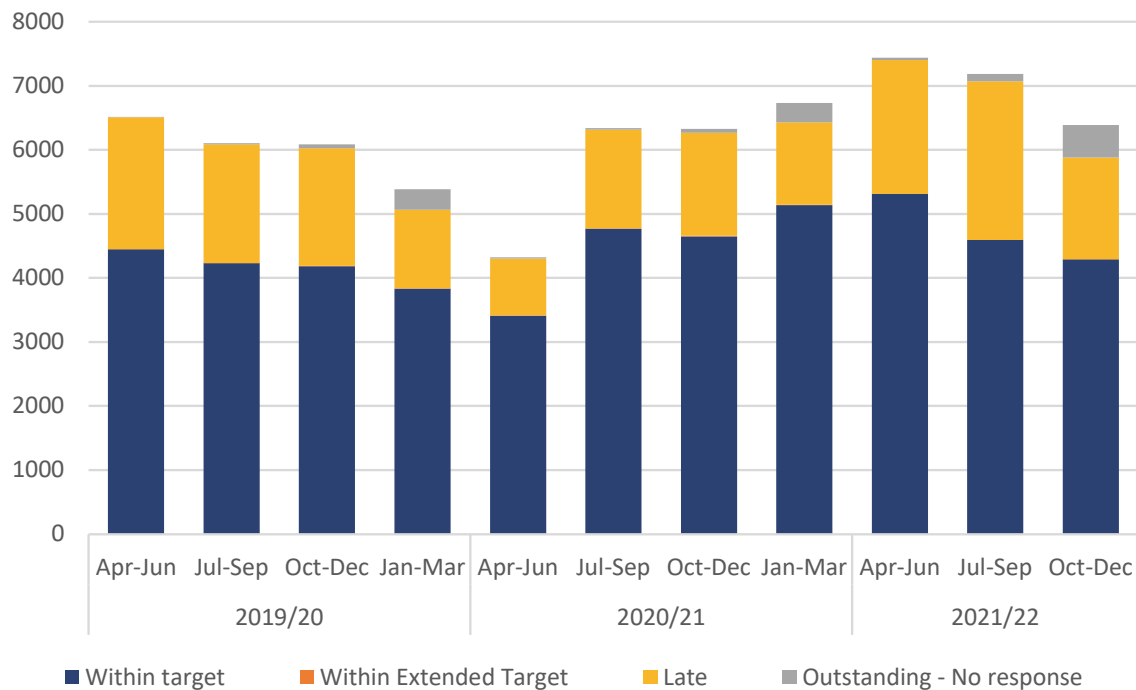
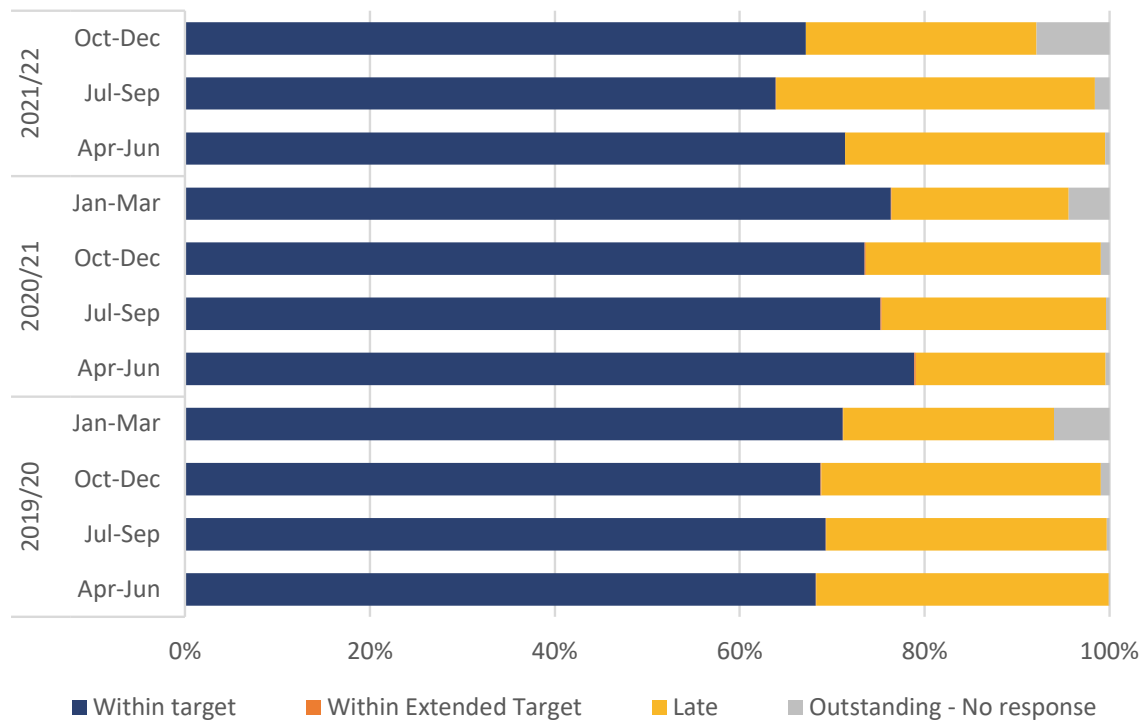


Chart 3: Responses to statutory consultations received by response status (proportions)



During 2019/20 as a whole, 69% of statutory consultations were responded to on time⁴; for local planning application consultations the response rate was 71% and for majors it was just over one-half (52%). In 2020/21 response rates increased with 76% of all statutory consultations being responded to on-time; for local planning applications it was 77% and for majors it was 57%. During the first nine months of 2021/22, 68% of statutory consultations were handled on time, with locals reported at 68% and majors at 56% (Charts 4a, 4b and 4c).

Chart 4a: Responses to statutory consultations received for local planning applications by response status (proportions)

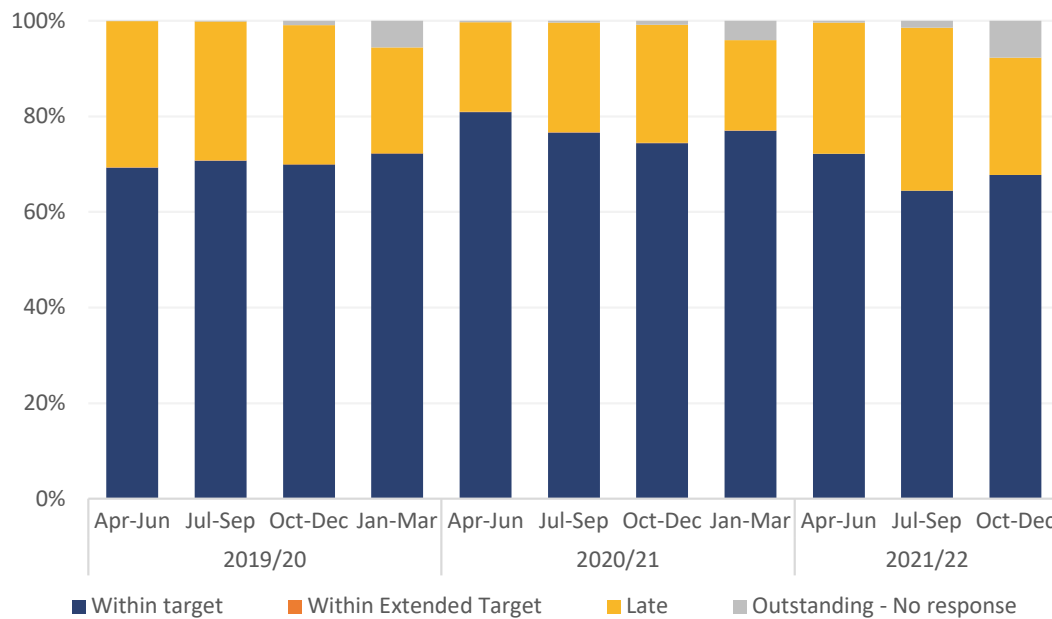
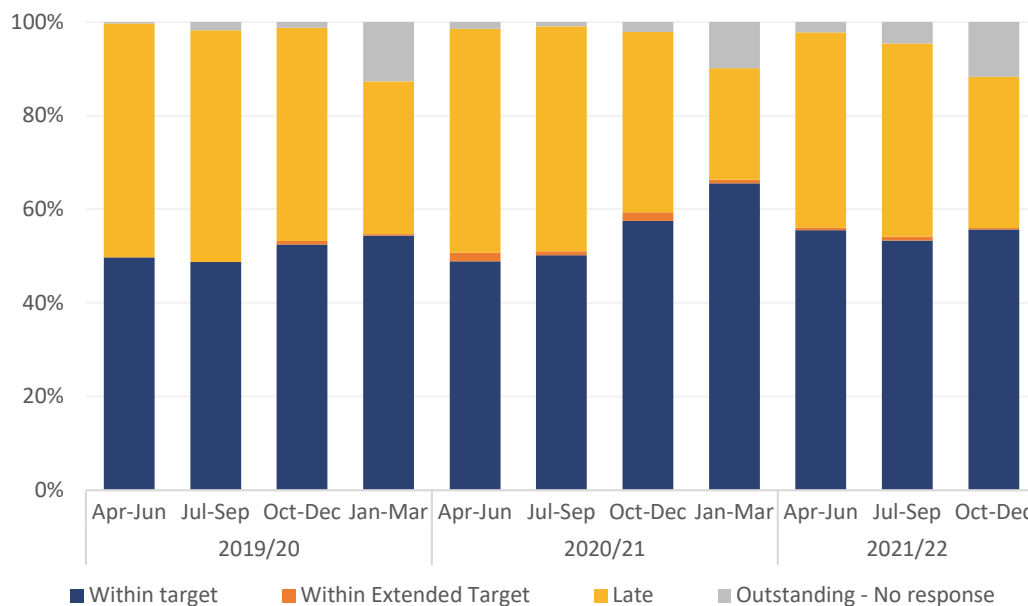
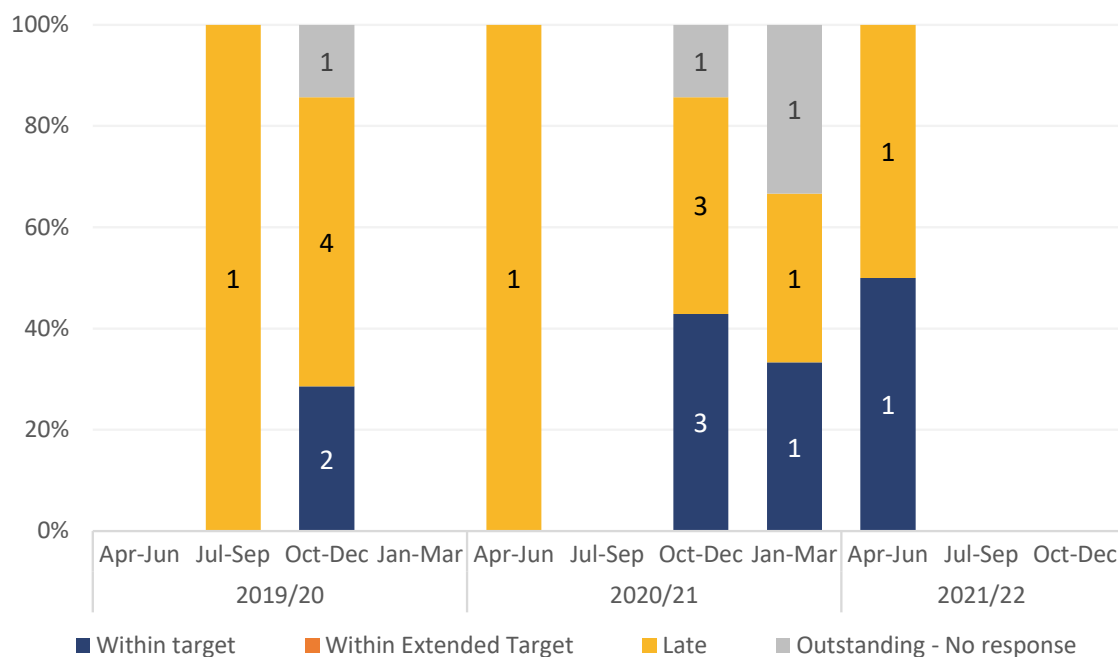


Chart 4b: Responses to statutory consultations received for major planning applications by response status (proportions)



⁴ Includes those responded to within the 21-day target and the extended target, where applicable.

Chart 4c: *Responses to statutory consultations received for regionally significant planning applications by response status (proportions)*



Note: due to the small numbers of responses to statutory consultations on regionally significant ('regional') applications, associated proportions reported in the above chart should be treated with caution; the numbers of such responses have been included as data labels.

2021/22 in more detail – statutory consultee analysis

Statutory consultations received by statutory consultees for the first three quarters 2021/22 are presented in Table 2 below⁵. The first quarter of 2021/22 recorded the highest number of statutory consultations received since the beginning of 2019/20, when figures were first reported. Quarter two (July to September 2021) remained high with 7,186 statutory consultations raised. In the most recent quarter (October to December 2021) the number of statutory consultations raised returned to similar levels recorded during the second and third quarters of 2020/21.

Table 2: *Number of statutory consultations received by planning application type, 2021/22 Q1-Q3*

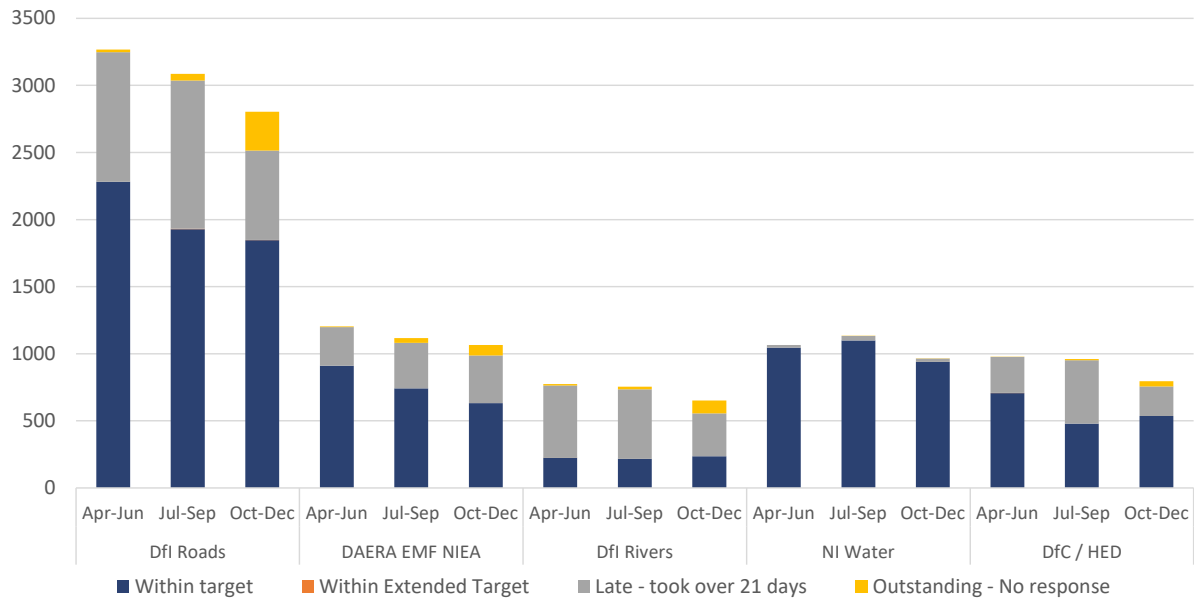
Quarter	Local	Major	Regional	Total
Apr-Jun	7,083	355	2	7,440
Jul-Sep	6,835	351	0	7,186
Oct-Dec	6,088	300	0	6,388
2021/22 (Apr-Dec)	20,006	1,006	2	21,014

Of the 6,388 statutory consultations received in Q3 2021/22, DfI Roads received 44%, DAERA EMF NIEA 17%, NI Water 15%, DfC / HED 12% and DfI Rivers 10%; together these five consultees

⁵ Note: the number of statutory consultations raised by planning authorities in a given period will equal the number of statutory consultations received by statutory consultees in the same period. In effect, these terms are interchangeable.

accounted for 98% of the statutory consultations raised during the quarter (Chart 6).⁶ This is similar to the position recorded in previous quarters.

Chart 6: *Number of responses to statutory consultations received by statutory consultee and response status, 2021/22 Q1 – Q3 (5 most common consultees)*



During Q3 2021/22 across all statutory consultees the proportion of responses received on time⁷ ranged from 36% – 100%. In all, 67% of statutory consultation were responded on time during the third quarter; below the 71% reported for Q1 but up over the quarter from 64%.

Table 3 provides response information for the first three quarters of 2021/22 with the year to date position reported for each statutory consultee.

⁶ See [User Guidance](#) for a full list of key statutory consultees.

⁷ Includes those responded to within the 21-day target and the extended target, where applicable.

Table 3: Number of responses to statutory consultations received by statutory consultee, 2021-22 Q1-Q3

Statutory Consultee	Quarter 2021/22	On time	Total	% on-time
DfI Roads	Apr-Jun	2,282	3,266	70%
	Jul-Sep	1,931	3,085	63%
	Oct-Dec	1,848	2,804	66%
	2021/22 ytd	6,061	9,155	66%
DAERA EMF NIEA	Apr-Jun	910	1,203	76%
	Jul-Sep	743	1,116	67%
	Oct-Dec	632	1,066	59%
	2021/22 ytd	2,285	3,385	68%
DfI Rivers	Apr-Jun	224	774	29%
	Jul-Sep	217	754	29%
	Oct-Dec	237	651	36%
	2021/22 ytd	678	2,179	31%
NI Water	Apr-Jun	1,045	1,065	98%
	Jul-Sep	1,099	1,135	97%
	Oct-Dec	939	966	97%
	2021/22 ytd	3,083	3,166	97%
DfC / HED	Apr-Jun	708	979	72%
	Jul-Sep	480	960	50%
	Oct-Dec	536	795	67%
	2021/22 ytd	1,724	2,734	63%
HSENI	Apr-Jun	40	46	87%
	Jul-Sep	24	29	83%
	Oct-Dec	24	27	89%
	2021/22 ytd	88	102	86%
DfE / GSNI	Apr-Jun	27	29	93%
	Jul-Sep	27	27	100%
	Oct-Dec	17	19	89%
	2021/22 ytd	71	75	95%
Belfast International Airport	Apr-Jun	48	48	100%
	Jul-Sep	40	42	95%
	Oct-Dec	28	28	100%
	2021/22 ytd	116	118	98%
Belfast City Airport	Apr-Jun	22	22	100%
	Jul-Sep	29	29	100%
	Oct-Dec	14	14	100%
	2021/22 ytd	65	65	100%
City of Derry Airport	Apr-Jun	2	2	100%
	Jul-Sep	0	0	-
	Oct-Dec	2	2	100%
	2021/22 ytd	4	4	100%
NIHE	Apr-Jun	6	6	100%
	Jul-Sep	5	9	56%
	Oct-Dec	14	16	88%
	2021/22 ytd	25	31	81%
Overall Totals	Apr-Jun	5,314	7,440	71%
	Jul-Sep	4,595	7,186	64%
	Oct-Dec	4,291	6,388	67%
	2021/22 ytd	14,200	21,014	68%

Table 4 has been included to enable comparisons to be made at individual consultee level over the past year.

Table 4: Number of responses to statutory consultations received by statutory consultee, 2020-21 Q1-Q4

Statutory Consultee	Quarter 2020/21	On time	Total	% on-time
DfI Roads	Apr-Jun	1,680	1,954	86%
	Jul-Sep	2,485	2,966	84%
	Oct-Dec	2,056	2,946	70%
	Jan-Mar	2,221	3,041	73%
	2020/21	8,442	10,907	77%
DAERA EMF NIEA	Apr-Jun	414	740	56%
	Jul-Sep	580	1,004	58%
	Oct-Dec	728	992	73%
	Jan-Mar	841	1,059	79%
	2020/21	2,563	3,795	68%
DfI Rivers	Apr-Jun	327	425	77%
	Jul-Sep	402	592	68%
	Oct-Dec	365	578	63%
	Jan-Mar	366	698	52%
	2020/21	1,460	2,293	64%
NI Water	Apr-Jun	550	630	87%
	Jul-Sep	630	883	71%
	Oct-Dec	858	926	93%
	Jan-Mar	929	949	98%
	2020/21	2,967	3,388	88%
DfC /HED	Apr-Jun	407	521	78%
	Jul-Sep	606	807	75%
	Oct-Dec	550	763	72%
	Jan-Mar	660	834	79%
	2020/21	2,223	2,925	76%
HSENI	Apr-Jun	5	9	56%
	Jul-Sep	13	22	59%
	Oct-Dec	31	46	67%
	Jan-Mar	29	34	85%
	2020/21	78	111	70%
DfE / GSNI	Apr-Jun	13	14	93%
	Jul-Sep	21	22	95%
	Oct-Dec	15	18	83%
	Jan-Mar	22	27	81%
	2020/21	71	81	88%
Belfast International Airport	Apr-Jun	4	12	33%
	Jul-Sep	19	22	86%
	Oct-Dec	25	25	100%
	Jan-Mar	33	43	77%
	2020/21	81	102	79%
Belfast City Airport	Apr-Jun	14	14	100%
	Jul-Sep	18	18	100%
	Oct-Dec	20	20	100%
	Jan-Mar	20	20	100%
	2020/21	72	72	100%

Table 4 continued:

Statutory Consultee	Quarter 2020/21	On time	Total	% on-time
City of Derry Airport	Apr-Jun	0	1	0%
	Jul-Sep	2	2	100%
	Oct-Dec	6	6	100%
	Jan-Mar	7	7	100%
	2020/21	15	16	94%
NIHE	Apr-Jun	4	5	80%
	Jul-Sep	2	4	50%
	Oct-Dec	5	5	100%
	Jan-Mar	15	17	88%
	2020/21	26	31	84%
Overall Totals	Apr-Jun	3,418	4,325	79%
	Jul-Sep	4,778	6,342	75%
	Oct-Dec	4,659	6,325	74%
	Jan-Mar	5,143	6,729	76%
	2020/21	17,998	23,721	76%

User guidance

Notes on data source

An extract of all consultations/advice queries raised from 1 April 2021 to 31 December 2021 were transferred on 1 February 2022 from the Northern Ireland Planning Portal. The data were then validated. The relevant data is lifted at least one month after the end of the reference period to allow for the 21 day target response date, which applies to most statutory consultations, to have elapsed.

List of key statutory consultees

- Belfast City Airport
- Belfast International Airport
- City of Derry Airport
- Department of Agriculture, Environment and Rural Affairs (DAERA) Environment, Marine and Fisheries (EMF) and Northern Ireland Environment Agency (NIEA)
- Department for Communities (DfC) / Historic Environment Division (HED)
- Department for the Economy (DfE) / Geological Survey of Northern Ireland (GSNI)
- DfI Rivers
- DfI Roads
- Health and Safety Executive Northern Ireland (HSENI)
- Northern Ireland Housing Executive (NIHE)
- Northern Ireland Water

Future developments

As work progresses in this area it is intended to widen the list of key statutory consultees to include local planning authorities. Work is ongoing to quality review and ensure that all statutory planning consultations issued are fully captured. Future quarterly reports will include an update of any quality improvements introduced. As a result figures may be revised, however, the scale of any such change is envisaged to be small.