

2021

# Statutory Consultations Quarterly Performance Report Q1 2021/22

This quarterly report highlights the performance of statutory consultees in the planning process. It provides details of the volume of statutory consultation that has taken place during the first three months of 2021/22 with comparative data back to 2019/20. The figures contained in this report are extracted from the NI Planning Portal, are provisional, and should not be treated as official statistics.

**\*\*\*THE INFORMATION IN THIS REPORT IS NOT CONSIDERED OFFICIAL  
STATISTICS AND SHOULD NOT BE QUOTED AS SUCH\*\*\***



## Contents

Summary infographic .....	3
Introduction .....	4
Statutory consultations.....	4
Statutory consultations response times .....	5
2021/22 in more detail – statutory consultee analysis .....	9
User guidance .....	12

# Planning Statutory Consultations

## Q1 2021/22

**Statutory consultations**, for the purposes of this report, are 'Standard' and 'EIA Standard' consultations marked as 'Statutory' for application types 'full', 'outline' and 'reserved matters' on the NI Planning Portal

### Statutory consultations raised

#### Number of statutory consultations raised



**7,457**

statutory consultations were raised in Q1 2021/22. Of these:



**7,100**  
(95%)

were on local applications



**355**  
(5%)

were on major applications



**2**  
(0%)

were on regional applications

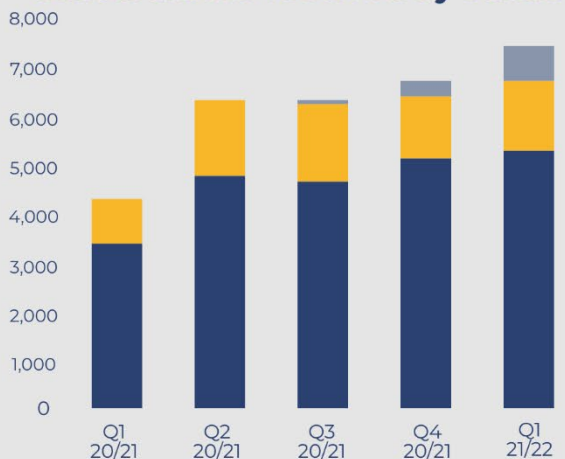
### Statutory consultations response times



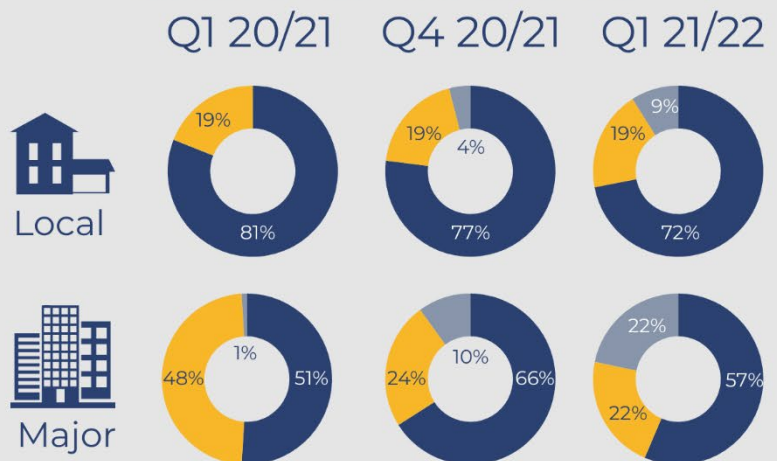
**71%**

of statutory consultations in Q1 2021/22 were responded to on time (i.e. within the 21-day response target or the extended target)

#### Number of responses to statutory consultations received by status



#### Responses to statutory consultations received by application type and status (%)

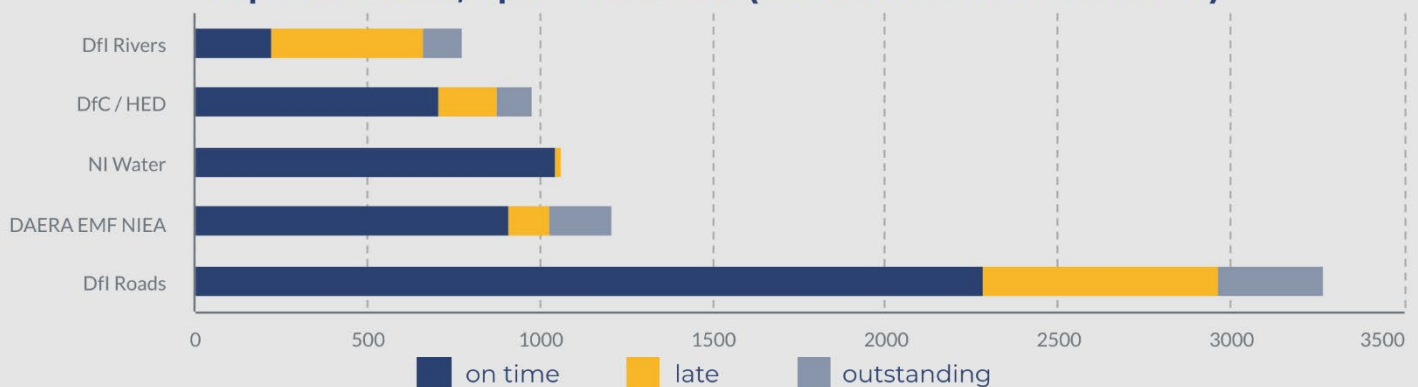


■ on time ■ late ■ outstanding

Percentages may not sum to 100 due to rounding.

### Statutory consultees

#### Number of responses to statutory consultations received by statutory consultee and response status, April - June 2021 (5 most common consultees)



■ on time ■ late ■ outstanding

# Statutory Consultations Quarterly Report – Q1 2021/22

## Introduction

This quarterly report highlights the performance of statutory consultees in the planning process. It provides details of the volume of statutory consultation that has taken place during the first three months of 2021/22 with comparative data from previous years.

**The figures contained in this report are extracted from the NI Planning Portal, are provisional, and should not be treated as official statistics.**

## Statutory consultations

During the first three months of 2021/22 (April to June 2021) there were 12,008 consultations/advice queries raised. Of these, three-quarters (8,990; 75%) were sent to key statutory consultees<sup>1</sup>. Of these 8,990 consultations/advice queries raised, four-fifths (7,457; 83%) were deemed to be statutory consultations<sup>2</sup>. The number of statutory consultations raised by application type is reported in Table 1 below. The series is available from 2019/20.

Table 1: *Number of statutory consultations raised by planning application type (Quarterly)*

Year	Quarter	Local	Major	Regional	Total
2019/20	Apr-Jun	6,163	352	0	6,515
	Jul-Sep	5,710	392	1	6,103
	Oct-Dec	5,674	404	7	6,085
	Jan-Mar	5,056	331	0	5,387
2020/21	Apr-Jun	4,052	272	1	4,325
	Jul-Sep	6,007	335	0	6,342
	Oct-Dec	5,991	327	7	6,325
	Jan-Mar	6,352	374	3	6,729
2021/22	Apr-Jun	7,100	355	2	7,457

Note: figures reported represent 'Standard' and 'EIA Standard' consultations marked as 'Statutory' for application types 'full', 'outline' and 'reserved matters' for the statutory consultees listed in [User Guidance](#) section.

The number of statutory consultations raised fell during Q4 2019/20 (January to March 2020), compared with earlier quarters in that year. A further decrease was reported for Q1 2020/21 (April to June 2020), with the number of statutory consultations raised down by over one-third (34%) compared with the same quarter a year earlier. It is likely that this decrease was related to the reduction in the number of planning applications received over the same period, as a consequence of

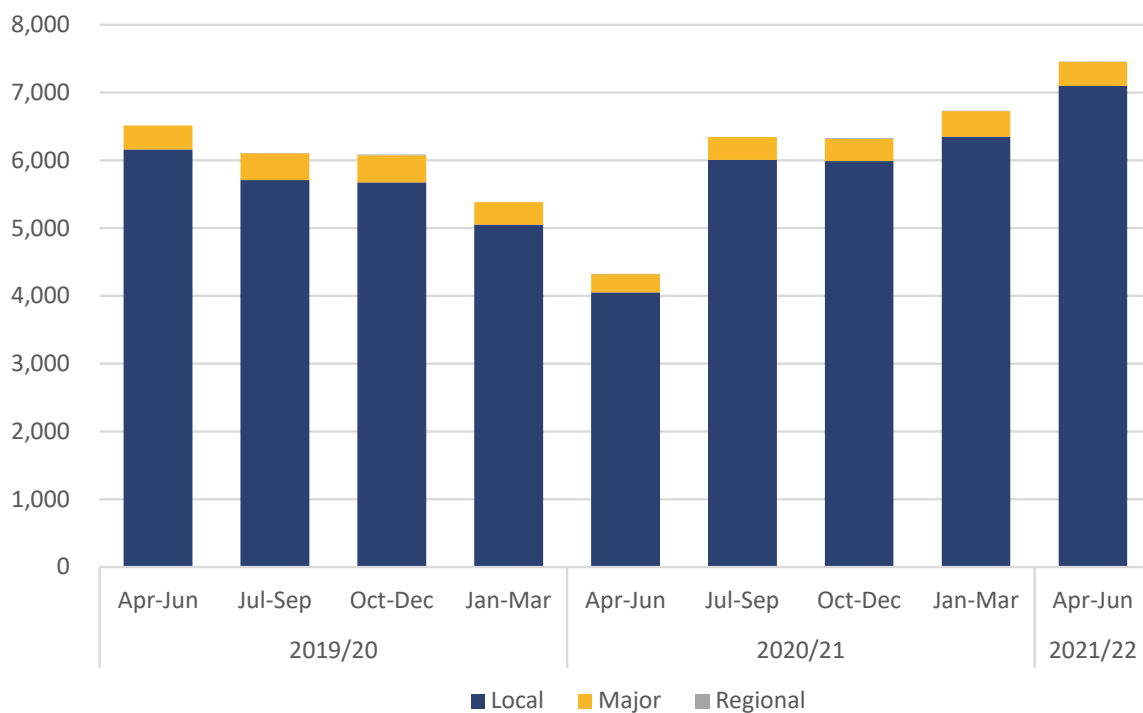
<sup>1</sup> See [User Guidance](#) for a list of key statutory consultees.

<sup>2</sup> A statutory consultation for the purpose of this report is considered as a 'Standard' or 'EIA Standard' consultation marked as 'Statutory' for application types 'full', 'outline' and 'reserved matters' for the statutory consultees listed in the [User Guidance](#) section.

the coronavirus (COVID-19) pandemic. In Q2 2020/21 (July to September 2020), 6,342 statutory consultations were raised; an increase of almost one-half (47%) from the previous quarter and similar to pre-Q4 2019/20 levels. During the last quarter of 2020/21 the level of consultation increased over the quarter by 6% to 6,729; this was up 25% when compared to the same quarter a year earlier. In the most recent quarter (April to June 2021), 7,457 statutory consultations were raised; up by 11% over the quarter and up 72% when compared to the same quarter last year. The level of statutory consultation in the most recent quarter is the highest recorded across the series reported in Table 1.

As in previous quarters, statutory consultations on local planning applications accounted for the vast majority of consultations raised in Q1 2021/22 (95%). See Chart 1.

Chart 1: *Number of statutory consultations raised by planning application type*



### Statutory consultations response times

During 2019/20 the proportion of statutory consultations responded to on time<sup>3</sup> was 69%. In 2020/21 response rates increased to 76%. During the first quarter of 2021/22, 71% of statutory consultations were responded to on-time, a decline when compared to the previous quarter (76%) and also down from the 79% reported for the same period last year. The most recent quarter however recorded the highest number of consultations being responded to on-time (5,319) across the whole series from Q1 2019/20. It is also important to note the increase in the volume of consultations raised during the latest quarter when considering performance levels overtime (see Chart 1).

Chart 2 below shows the number of responses to statutory consultations by response status. As with previous reports, the number of outstanding statutory consultations is highest in the most recent quarter. Chart 3 provides a proportionate breakdown of these responses.

<sup>3</sup> Includes those responded to within the 21-day target and the extended target, where applicable.

Chart 2: *Number of responses to statutory consultations received by response status*

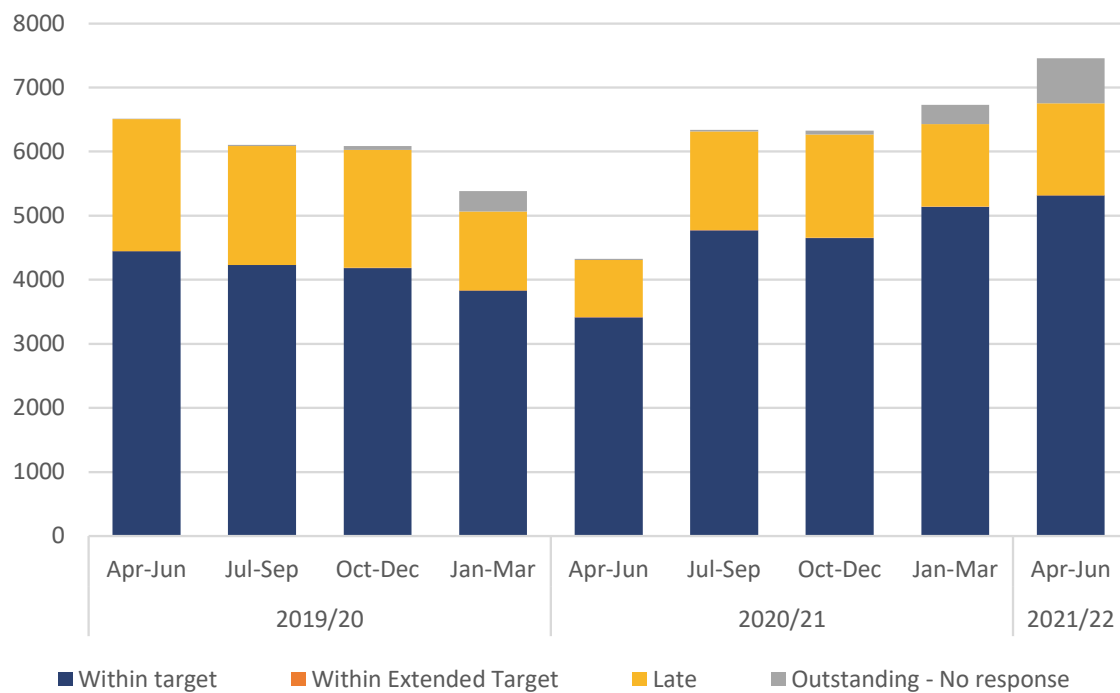
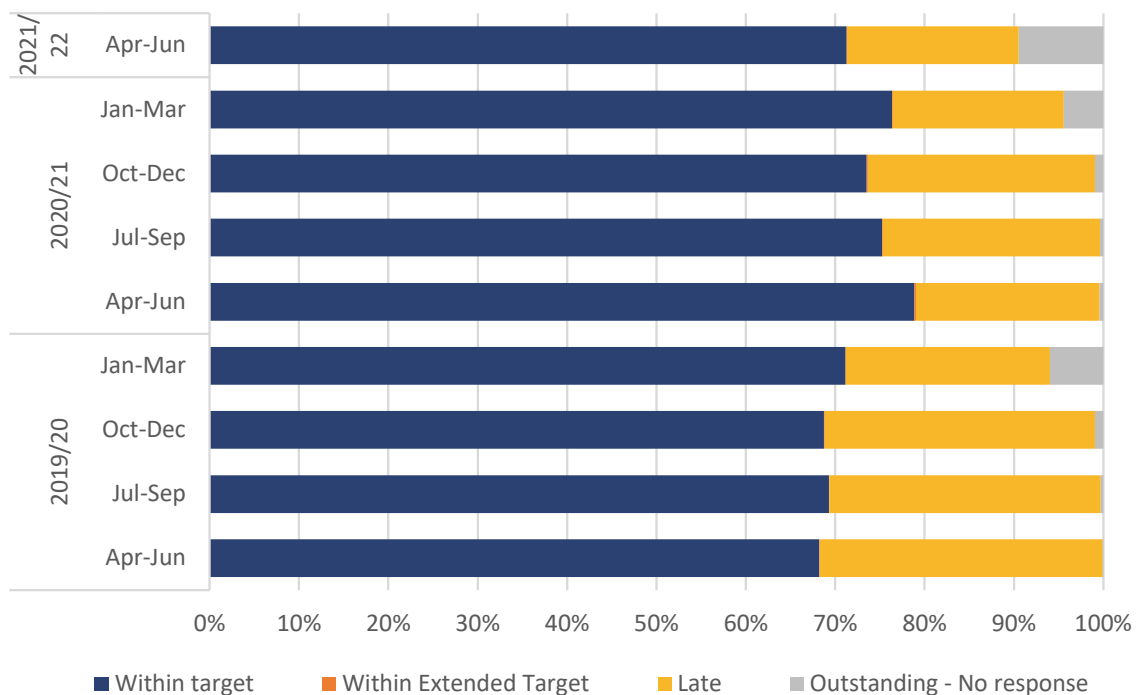


Chart 3: *Responses to statutory consultations received by response status (proportions)*

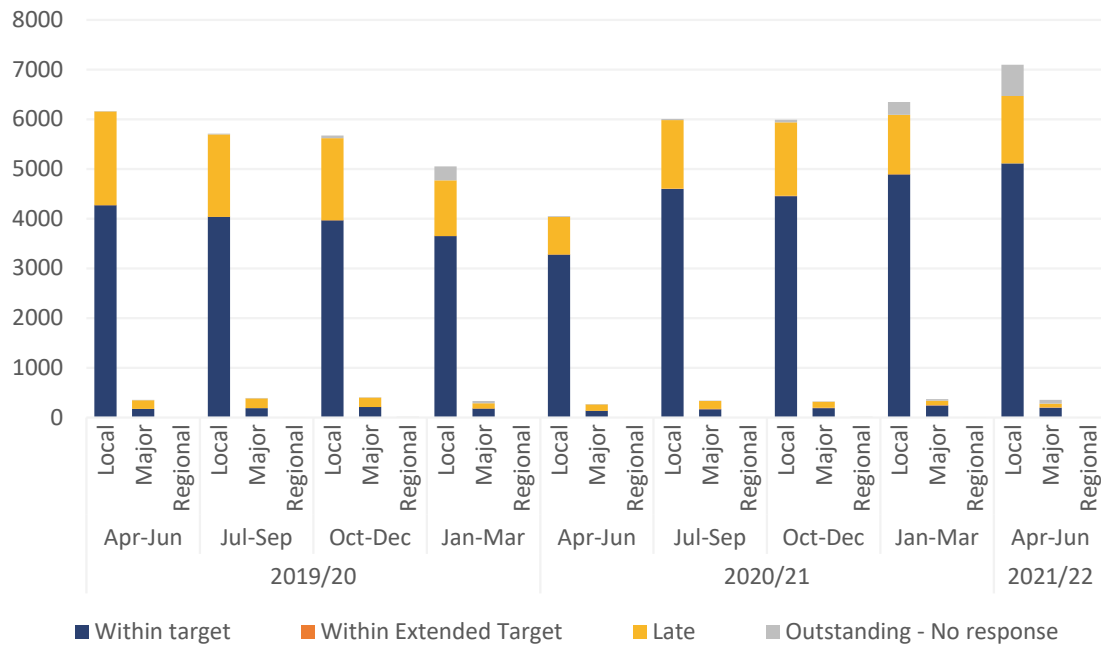


During 2019/20 as a whole, 69% of statutory consultations were responded to on time<sup>4</sup>; for local planning application consultations the response rate was 71% and for majors it was just over one-half (52%). In 2020/21 response rates increased with 76% of all statutory consultations being

<sup>4</sup> Includes those responded to within the 21-day target and the extended target, where applicable.

responded to on-time; for local planning applications it was 77% and for majors it was 57%. During the first three months of 2021/22, 71% of statutory consultations were handled on time, with locals reported at 72% and majors at 57% (Charts 4, 5a, 5b and 5c).

**Chart 4: *Number of responses to statutory consultations received by planning application type and response status***



**Chart 5a: *Responses to statutory consultations received for local planning applications by response status (proportions)***

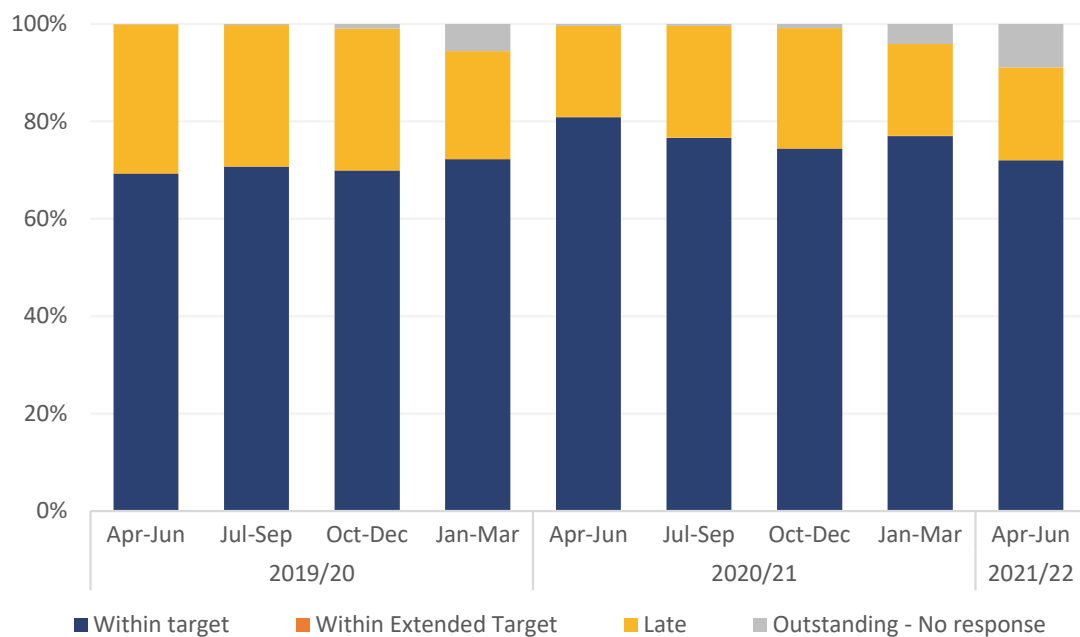


Chart 5b: Responses to statutory consultations received for major planning applications by response status (proportions)

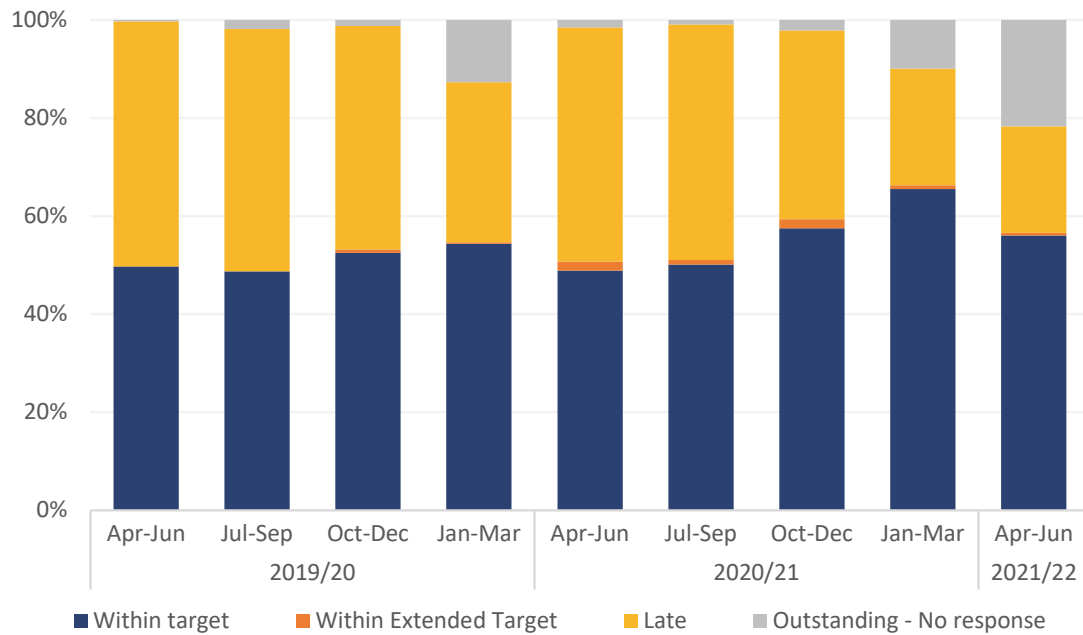
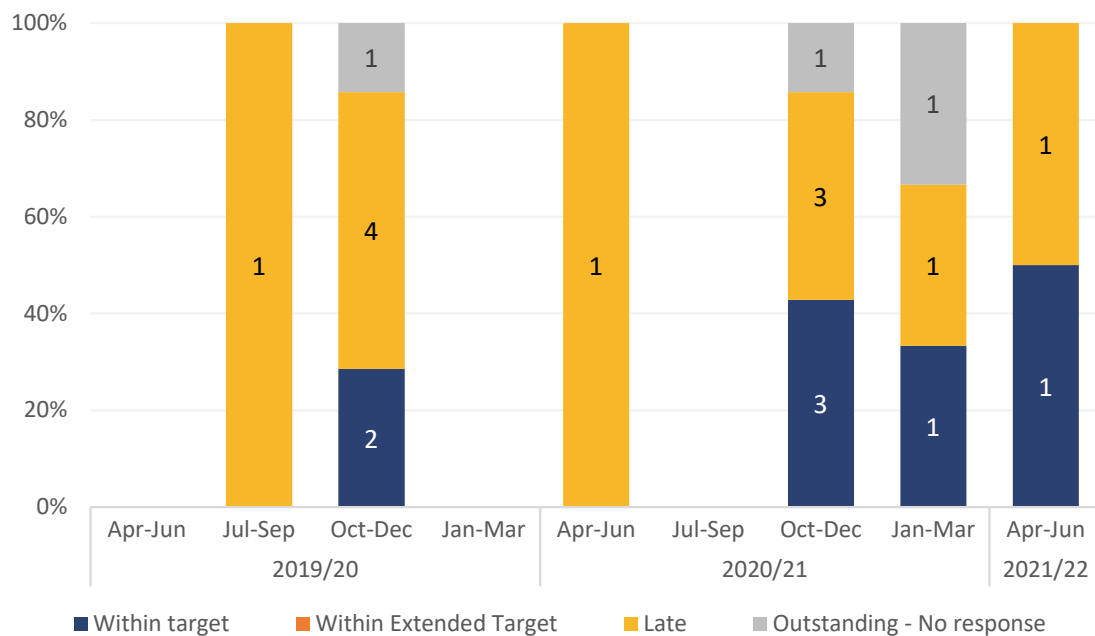


Chart 5c: Responses to statutory consultations received for regionally significant planning applications by response status (proportions)



Note: due to the small numbers of responses to statutory consultations on regionally significant ('regional') applications, associated proportions reported in the above chart should be treated with caution; the numbers of such responses have been included as data labels.



## 2021/22 in more detail – statutory consultee analysis

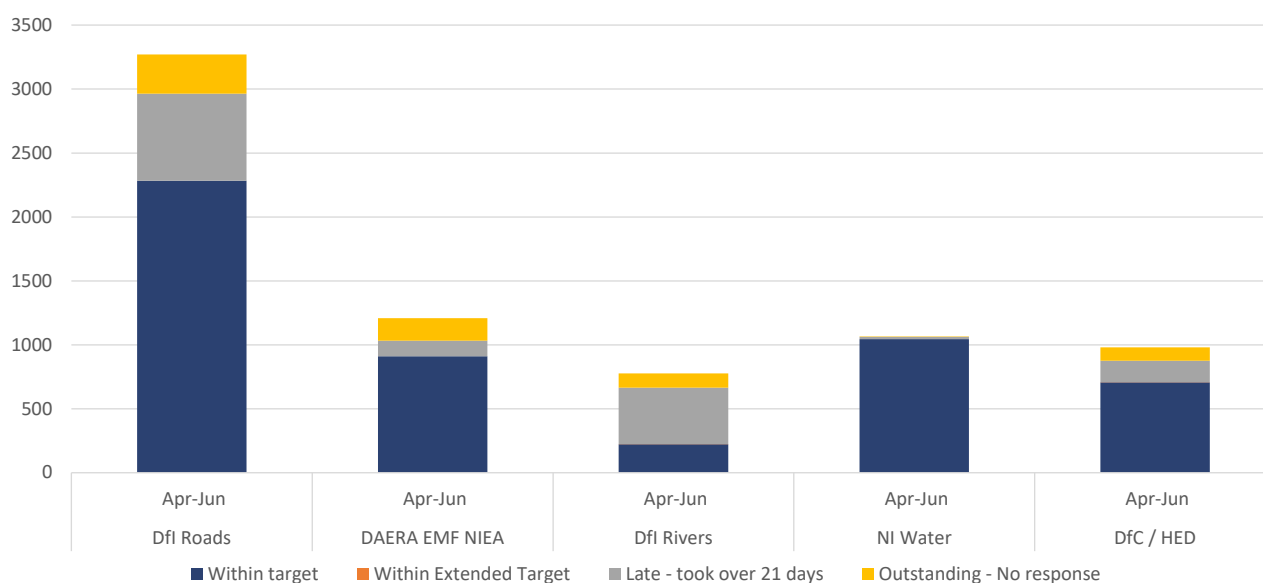
Statutory consultations received by statutory consultees for the first quarter of 2021/22 are presented in Table 2 below<sup>5</sup>. In that most recent quarter (April to June 2021), 7,457 statutory consultations were raised; this is the highest number of statutory consultations received in any quarter across the period reported in Table 1.

Table 2: *Number of statutory consultations received by planning application type, 2021/22 Q1*

Quarter	Local	Major	Regional	Total
Apr-Jun	7,100	355	2	7,457

Of the 7,457 statutory consultations received in Q1 2021/22, DfI Roads received 44%, DAERA EMF NIEA 16%, NI Water 14%, DfC / HED 13% and DfI Rivers 10%; together these five consultees accounted for 98% of the statutory consultations raised during the quarter (Chart 6).<sup>6</sup> This is similar to the position recorded in previous quarters.

Chart 6: *Number of responses to statutory consultations received by statutory consultee and response status, 2021/22 Q1 (5 most common consultees)*



During Q1 2021/22 across all statutory consultees the proportion of responses received on time<sup>7</sup> ranged from 29 - 100%. Table 3 provides response information for the most recent quarter reported for each statutory consultee.

<sup>5</sup> Note: the number of statutory consultations raised by planning authorities in a given period will equal the number of statutory consultations received by statutory consultees in the same period. In effect, these terms are interchangeable.

<sup>6</sup> See [User Guidance](#) for a full list of key statutory consultees.

<sup>7</sup> Includes those responded to within the 21-day target and the extended target, where applicable.

*Table 3: Number of responses to statutory consultations received by statutory consultee, 2021-22 Q1*

Statutory Consultee	Quarter 2021/22	On time <sup>8</sup>	Total	% on-time
DfI Roads	Apr-Jun	2,284	3,271	70%
DAERA EMF NIEA	Apr-Jun	911	1,209	75%
DfI Rivers	Apr-Jun	224	776	29%
NI Water	Apr-Jun	1,045	1,065	98%
DfC / HED	Apr-Jun	708	980	72%
HSENI	Apr-Jun	41	47	87%
DfE / GSNI	Apr-Jun	27	30	90%
Belfast International Airport	Apr-Jun	48	48	100%
Belfast City Airport	Apr-Jun	22	22	100%
City of Derry Airport	Apr-Jun	2	2	100%
NIHE	Apr-Jun	7	7	100%
<b>Overall Totals</b>	<b>Apr-Jun</b>	<b>5,319</b>	<b>7,457</b>	<b>71%</b>

Table 4 has been included to enable comparisons to be made at individual consultee level over the past year.

*Table 4: Number of responses to statutory consultations received by statutory consultee, 2020/21 Q1-Q4*

Statutory Consultee				
DfI Roads	Apr-Jun	1,680	1,954	86%
	Jul-Sep	2,485	2,966	84%
	Oct-Dec	2,056	2,946	70%
	Jan-Mar	2,221	3,041	73%
DAERA EMF NIEA	Apr-Jun	414	740	56%
	Jul-Sep	580	1,004	58%
	Oct-Dec	728	992	73%
	Jan-Mar	841	1,059	79%
DfI Rivers	Apr-Jun	327	425	77%
	Jul-Sep	402	592	68%
	Oct-Dec	365	578	63%
	Jan-Mar	366	698	52%

<sup>8</sup> Includes those responded to within the 21-day target and the extended target, where applicable.

**Table 4 continued:**

NI Water	Apr-Jun	550	630	87%
	Jul-Sep	630	883	71%
	Oct-Dec	858	926	93%
	Jan-Mar	929	949	98%
DfC /HED	Apr-Jun	407	521	78%
	Jul-Sep	606	807	75%
	Oct-Dec	550	763	72%
	Jan-Mar	660	834	79%
HSENI	Apr-Jun	5	9	56%
	Jul-Sep	13	22	59%
	Oct-Dec	31	46	67%
	Jan-Mar	29	34	85%
DfE / GSNI	Apr-Jun	13	14	93%
	Jul-Sep	21	22	95%
	Oct-Dec	15	18	83%
	Jan-Mar	22	27	81%
Belfast International Airport	Apr-Jun	4	12	33%
	Jul-Sep	19	22	86%
	Oct-Dec	25	25	100%
	Jan-Mar	33	43	77%
Belfast City Airport	Apr-Jun	14	14	100%
	Jul-Sep	18	18	100%
	Oct-Dec	20	20	100%
	Jan-Mar	20	20	100%
City of Derry Airport	Apr-Jun	0	1	0%
	Jul-Sep	2	2	100%
	Oct-Dec	6	6	100%
	Jan-Mar	7	7	100%
NIHE	Apr-Jun	4	5	80%
	Jul-Sep	2	4	50%
	Oct-Dec	5	5	100%
	Jan-Mar	15	17	88%
2020/21				

## **User guidance**

### Notes on data source

An extract of all consultations/advice queries raised from 1 April 2021 to 30 June 2021 were transferred on 2 August 2021 from the Northern Ireland Planning Portal. The data were then validated. The relevant data is lifted at least one month after the end of the reference period to allow for the 21 day target response date, which applies to most statutory consultations, to have elapsed.

### List of key statutory consultees

- Belfast City Airport
- Belfast International Airport
- City of Derry Airport
- Department of Agriculture, Environment and Rural Affairs (DAERA) Environment, Marine and Fisheries (EMF) and Northern Ireland Environment Agency (NIEA)
- Department for Communities (DfC) / Historic Environment Division (HED)
- Department for the Economy (DfE) / Geological Survey of Northern Ireland (GSNI)
- DfI Rivers
- DfI Roads
- Health and Safety Executive Northern Ireland (HSENI)
- Northern Ireland Housing Executive (NIHE)
- Northern Ireland Water

### Future developments

As work progresses in this area it is intended to widen the list of key statutory consultees to include local planning authorities. Work is ongoing to quality review and ensure that all statutory planning consultations issued are fully captured. Future quarterly reports will include an update of any quality improvements introduced. As a result figures may be revised, however, the scale of any such change is envisaged to be small.