

2022

Statutory Consultations Quarterly Performance Report Q2 2022/23

This quarterly report highlights the performance of statutory consultees in the planning process. It provides details of the volume of statutory consultation that has taken place during the first six months of 2022/23 with comparative data back to 2019/20 when reporting began. The figures contained in this report are extracted from the Northern Ireland and the Mid Ulster Planning Portals, are management information, and should not be treated or considered as official statistics.

*****THE INFORMATION IN THIS REPORT IS NOT CONSIDERED OFFICIAL
STATISTICS AND SHOULD NOT BE QUOTED AS SUCH*****



Contents

Summary infographic.....	3
Introduction	4
Statutory consultations.....	4
Planning Applications Received	5
Statutory consultations response times	7
2022/23 in more detail – statutory consultee analysis	13
User guidance	16

Planning Statutory Consultations

Q2 2022/23

Statutory consultations, for the purposes of this report, are 'Standard' and 'EIA Standard' consultations marked as 'Statutory' for application types 'full', 'outline' and 'reserved matters' on the NI Planning Portal

Statutory consultations raised

Number of statutory consultations raised



6,064 statutory consultations were raised in Q2 2022/23. Of these:



5,678
(94%)
were on local applications



375
(6%)
were on major applications



11
(>0%)
were on regional applications

Statutory consultations response times



75% of statutory consultations in Q2 2022/23 were responded to on time (i.e. within the 21-day response target or the extended target)

Number of responses to statutory consultations received by status

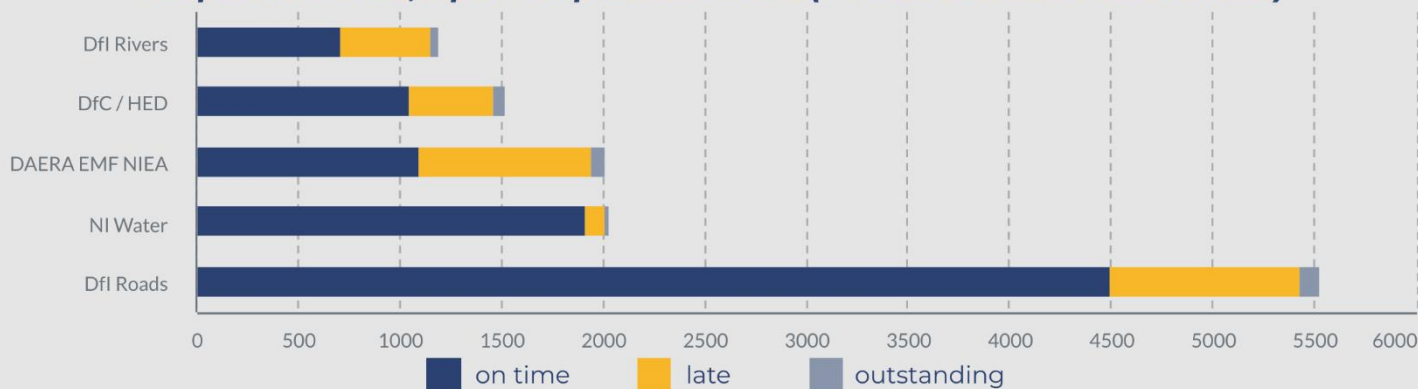


Responses to statutory consultations received by application type and status (%)



Statutory consultees

Number of responses to statutory consultations received by statutory consultee and response status, April - September 2022 (5 most common consultees)



Statutory Consultations Quarterly Report – Q2 2022/23

Introduction

This quarterly report highlights the performance of statutory consultees in the planning process. It provides details of the volume of statutory consultation that has taken place during the first six months of 2022/23 with comparative data from previous years.

The figures contained in this report are extracted from the Northern Ireland and Mid Ulster Planning Portals, are management information, and should not be treated as official statistics.

Statutory consultations

During the first six months of 2022/23 (April to September 2022) there were 20,587 consultations/advice queries raised. Of these, three-quarters (15,398; 75%) were sent to key statutory consultees¹. Of these 15,398 consultations/advice queries raised, 82% (12,566) were deemed to be statutory consultations², with the remainder largely made up of consultations on pre application discussions (666), discharge of conditions (517), listed building consents (382) and advertising (178).

The number of statutory consultations raised by application type is reported in Table 1 below. The series is available from 2019/20.

Table 1: *Number of statutory consultations raised by planning application type (Quarterly)*

Year	Quarter	Local	Major	Regional	Total
2019/20	Apr-Jun	6,163	352	0	6,515
	Jul-Sep	5,710	392	1	6,103
	Oct-Dec	5,674	404	7	6,085
	Jan-Mar	5,056	331	0	5,387
2020/21	Apr-Jun	4,052	272	1	4,325
	Jul-Sep	6,007	335	0	6,342
	Oct-Dec	5,991	327	7	6,325
	Jan-Mar	6,352	374	3	6,729
2021/22	Apr-Jun	7,091	347	2	7,440
	Jul-Sep	6,837	346	0	7,183
	Oct-Dec	6,085	298	0	6,383
	Jan-Mar	5,812	373	0	6,185
2022/23	Apr-Jun	6,131	363	8	6,502
	Jul-Sep	5,678	375	11	6,064

Note: figures reported represent 'Standard' and 'EIA Standard' consultations marked as 'Statutory' for application types 'full', 'outline' and 'reserved matters' for the statutory consultees listed in [User Guidance](#) section.

¹ See [User Guidance](#) for a list of key statutory consultees.

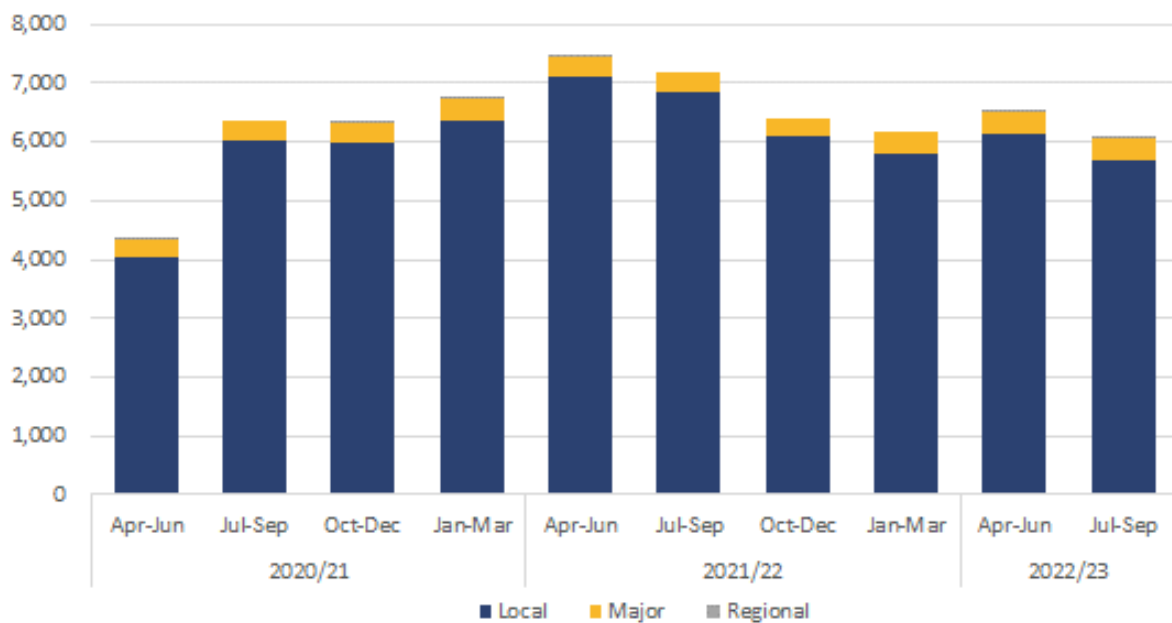
² A statutory consultation for the purpose of this report is considered as a 'Standard' or 'EIA Standard' consultation marked as 'Statutory' for application types 'full', 'outline' and 'reserved matters' for the statutory consultees listed in the [User Guidance](#) section.

Statutory consultations fell during Q4 2019/20 (January to March 2020) when compared with earlier quarters in that year. A further decrease was reported for Q1 2020/21 (April to June 2020), with the number of statutory consultations raised down by over one-third (34%) compared with the same quarter a year earlier. It is likely that this decrease was related to the reduction in the number of planning applications received over the same period, as a consequence of the coronavirus (COVID-19) pandemic.

In Q2 2020/21 (July to September 2020), 6,342 statutory consultations were raised; an increase of almost one-half (47%) from the previous quarter and a return to pre-Q4 2019/20 levels; this level of consultation continued during October to December 2020. Consultation then increased in the following two quarters, peaking in the first quarter of 2021/22 (April to June 2021) with 7,440 statutory consultations raised. Statutory consultation remained high in the following quarter before declining in Q3 2021/22. Consultation levels have been fairly stable for the last four quarters.

As in previous quarters, statutory consultations on local planning applications accounted for the vast majority of consultations raised in both Q1 and Q2 2022/23 (94%). See Chart 1.

Chart 1: *Number of statutory consultations raised by planning application type (Q1 2020/21-Q2 2022/23)*



Planning Applications Received

With exception of a period impacted by the coronavirus pandemic, the number of planning applications received has remained relatively stable over the last five years; with 99% of all planning applications received being local.

During Q1 2020/21, the first full quarter impacted by the restrictions put in place due to the coronavirus pandemic, the number of applications received was 2,309. This was the lowest number received in any quarter since the series began in April 2002. The following four quarters recorded consecutive increases, peaking in Q1 2021/22. With the exception of a small increase in Q4 2021/22, the number of planning applications received has decreased in each quarter since that peak.

Table 2: *Number of planning applications received by planning application type (Q1 2019/20 – Q2 2022/23)*

Year	Quarter	Local	Major	Regional	Total
2019/20	Apr-Jun	3,367	32	0	3,399
	Jul-Sep	2,892	40	0	2,932
	Oct-Dec	2,947	47	0	2,994
	Jan-Mar	2,852	30	0	2,882
2020/21	Apr-Jun	2,284	24	1	2,309
	Jul-Sep	3,231	34	0	3,265
	Oct-Dec	3,557	30	0	3,587
	Jan-Mar	3,637	35	0	3,672
2021/22	Apr-Jun	3,928	33	0	3,961
	Jul-Sep	3,282	40	0	3,322
	Oct-Dec	3,116	33	1	3,150
	Jan-Mar	3,128	39	0	3,167
2022/23	Apr-Jun	3,017	35	0	3,052
	Jul-Sep	2,627	36	0	2,663

Source: DfI Northern Ireland Planning Statistics

The ratio of all planning applications received against all statutory consultations issued is 1 to 2. Focussing on major and regionally significant, the ratio is 1 to 10³. See Table 3 below for more detail.

Table 3: *Ratio of planning applications received against statutory consultations raised⁴ within each quarter by planning application type (Q1 2019-20 – Q2 2022/23)*

Year	Quarter	Local	Major/Regionally Significant	Combined Overall Ratio
2019/20	Apr-Jun	2	11	2
	Jul-Sep	2	10	2
	Oct-Dec	2	9	2
	Jan-Mar	2	11	2
2020/21	Apr-Jun	2	11	2
	Jul-Sep	2	10	2
	Oct-Dec	2	11	2
	Jan-Mar	2	11	2
2021/22	Apr-Jun	2	11	2
	Jul-Sep	2	9	2
	Oct-Dec	2	9	2
	Jan-Mar	2	10	2
2022/23	Apr-Jun	2	11	2
	Jul-Sep	2	11	2

³ Ratio for based on count of the five years data reported.

⁴ Some consultations within each financial year will relate to planning applications that have been received in an earlier financial year. Although the counts of planning applications received and statutory consultations raised within a given period are not directly related it provides an indicative picture of the level of statutory consultation taking place on planning applications.

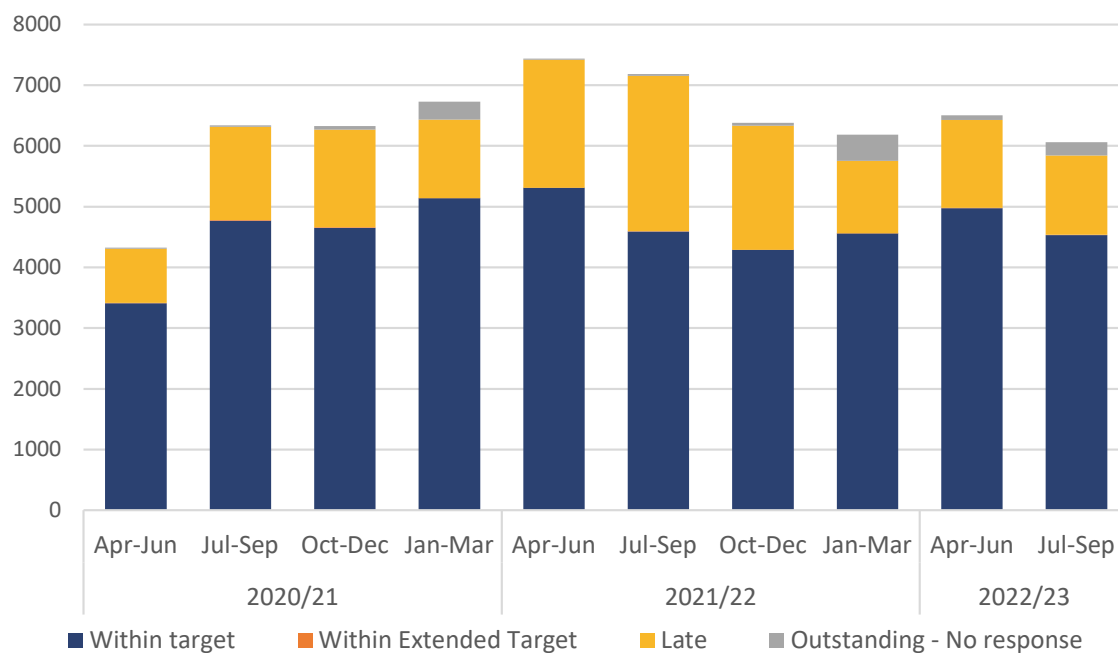
Statutory consultations response times

During 2019/20 the proportion of statutory consultations responded to on time⁵ was 69%, this rate increased to 76% in 2020/21. In 2021/22 the response rate has returned to 69% with 18,761 out of 27,191 statutory consultations responded to on-time. It is noteworthy that a much higher level of statutory consultation was carried out in 2021/22 (27,191) when compared to previous years (23,721 in 2020/21 and 24,090 in 2019/20).

In the first quarter of 2022/23 the overall response rate was 77% on-time, the second highest rate across the quarterly series available. This represented an increase over the quarter from the 74% reported for Q4 2021/22 and an increase over the year from the 71% reported for the same period in 2021/22. In the second quarter of 2022/23 the response rate was 75% on-time, a decline from 77% the previous quarter and an increase over the year from 64% in Q2 2021/22 (see Chart 2).

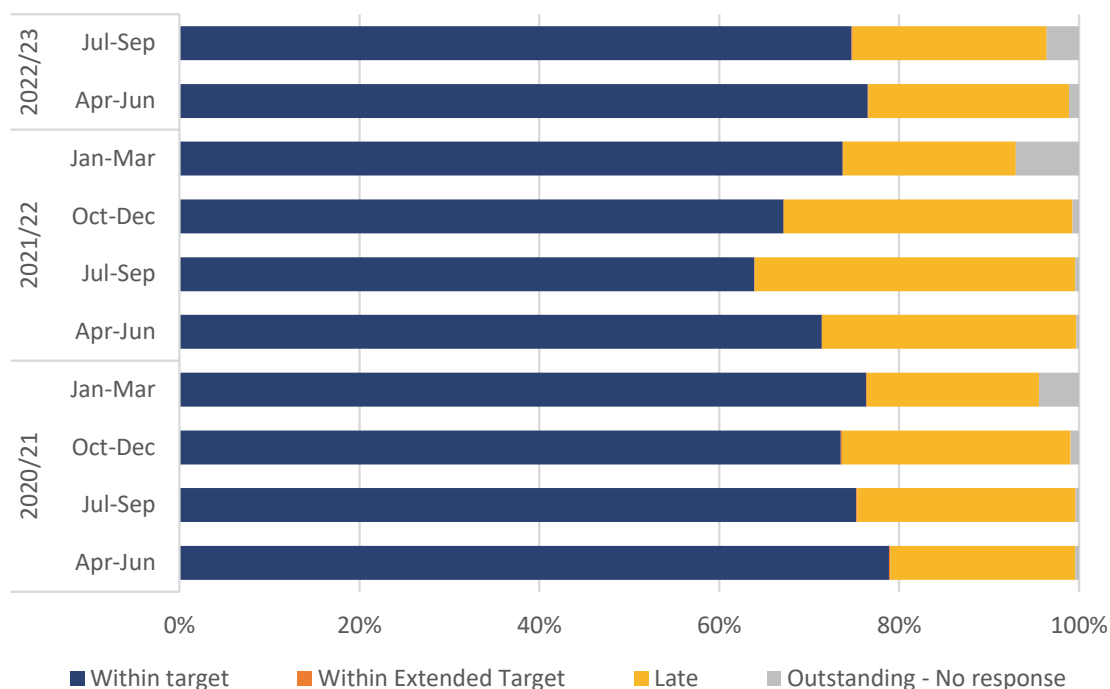
Chart 2 below shows the number of responses to statutory consultations by response status. As with previous reports, the number of outstanding statutory consultations is highest in the most recent quarter, primarily a result of lifting the information at a point in time. Quarter four in each year has a higher proportion of outstanding than any other quarter within that year due to the annual position becoming fixed shortly after the year end, with no further revisions being made. Chart 3 provides a proportionate breakdown of these responses.

Chart 2: *Number of responses to statutory consultations received by response status*



⁵ Includes those responded to within the 21-day target and the extended target, where applicable.

Chart 3: *Responses to statutory consultations received by response status (proportions)*



During 2019/20 as a whole, 69% of statutory consultations were responded to on time⁶; for local planning application consultations the response rate was 71% and for majors it was just over one-half (52%). In 2020/21 response rates increased with 76% of all statutory consultations being responded to on-time; for local planning applications it was 77% and for majors it was 57%.

Response rates declined in 2021/22 with 69% of statutory consultations responded to on time, locals at 70% and majors at 56%. In the first quarter of 2022/23 response rates improved with 77% of statutory consultations being responded to on time, with locals reported at 77%, majors at 66% and regionally significant at 63%. In the second quarter of 2022/23 the response rate was 75% overall, with 76% of locals, 55% of majors and 64% of regionally significant statutory consultations being responded to on time. See Charts 4a, 4b and 4c for further information.

⁶ Includes those responded to within the 21-day target and the extended target, where applicable.

Chart 4a: Responses to statutory consultations received for **local** planning applications by response status (proportions)

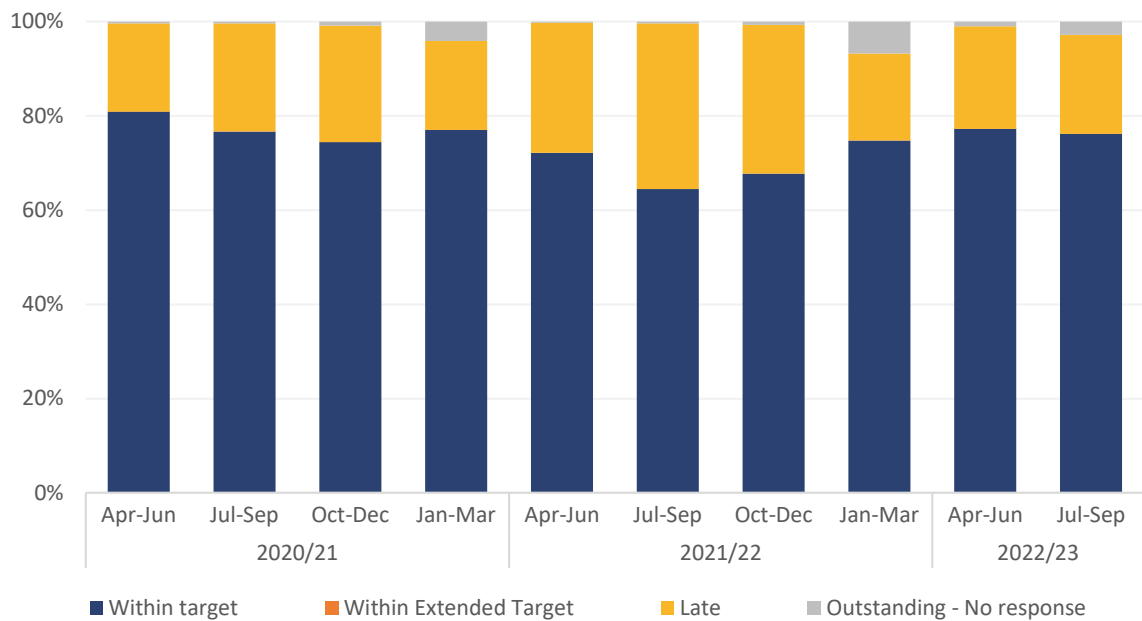


Chart 4b: Responses to statutory consultations received for **major** planning applications by response status (proportions)

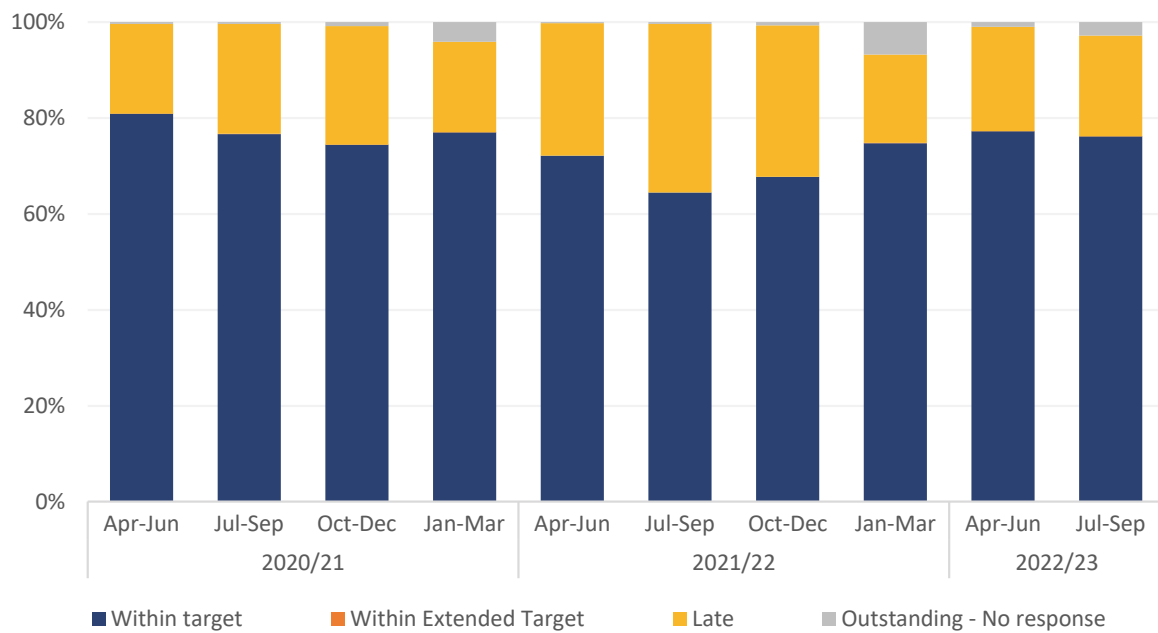
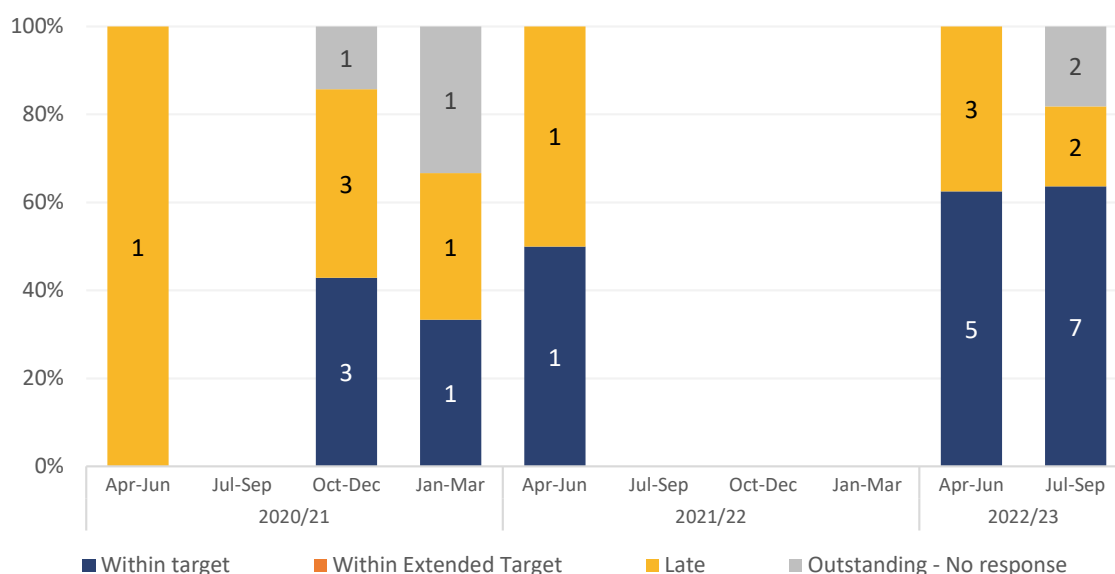


Chart 4c: *Responses to statutory consultations received for regionally significant planning applications by response status (proportions)*



Note: due to the small numbers of responses to statutory consultations on regionally significant ('regional') applications, associated proportions reported in the above chart should be treated with caution; the numbers of such responses have been included as data labels.

Tables 4(a-c) below provide a year to date breakdown for 2022/23 (April- September 2022) by statutory consultee and planning application type. For each statutory consultee the tables 4(a-c) report the number of statutory consultations received for regionally significant, major and local planning applications respectively and the percentage responded to on-time alongside response status counts.

Table 4a: *Statutory consultation on local planning applications April – September 2022-23*

Statutory Consultee	Within Target	Within Extended Target	Late - took over 21 days	Outstanding No response	Total	% on-time
DfI Roads	4,354	1	865	81	5,301	82%
DAERA EMF NIEA	1,052	0	780	34	1,866	56%
DfI Rivers	631	1	381	42	1,055	60%
NI Water	1,836	0	75	9	1,920	96%
DfC/HED	989	1	405	53	1,448	68%
HSENI	39	1	8	0	48	83%
DfE/GSNI	31	0	3	1	35	89%
Belfast International Airport	61	0	3	1	65	94%
Belfast City Airport	57	0	0	0	57	100%
City of Derry Airport	10	0	0	0	10	100%
NIHE	1	0	3	0	4	25%
Total	9,061	4	2,523	221	11,809	77%

Table 4b: *Statutory consultation on major planning applications April – September 2022-23*

Statutory Consultee	Within Target	Within Extended Target	Late - took over 21 days	Outstanding No response	Total	% on-time
DfI Roads	137	4	66	14	221	64%
DAERA EMF NIEA	47	0	65	34	146	32%
DfI Rivers	72	5	59	5	141	55%
NI Water	81	0	22	5	108	75%
DfC/HED	60	0	9	6	75	80%
HSENI	9	0	3	1	13	69%
DfE/GSNI	13	0	2	2	17	76%
Belfast International Airport	3	0	0	0	3	100%
Belfast City Airport	6	0	0	0	6	100%
NIHE	6	0	2	0	8	75%
Total	434	9	228	67	738	60%

Table 4c: *Statutory consultation on regionally significant planning applications April – September 2022/23*

Statutory Consultee	Within Target	Within Extended Target	Late - took over 21 days	Outstanding No response	Total	% on-time
DfI Roads	4	0	0	0	4	100%
DAERA EMF NIEA	2	0	1	1	4	50%
DfI Rivers	1	0	2	0	3	33%
NI Water	1	0	0	0	1	100%
DfC/HED	2	0	0	1	3	67%
HSENI	0	0	2	0	2	0%
DfE/GSNI	2	0	0	0	2	100%
Total	12	0	5	2	19	63%

In addition to this, statutory consultees also received a volume of consultations which were not statutory. During the first six months of 2022 they received consultations on pre application discussions (666), discharge of conditions (517), listed building consents (382) and advertising (178) alongside consultation on various other types of planning applications. DfC / HED received 41% of these consultations, DAERA EMF NIEA 20%, DfI Roads 20%, DfI Rivers 9% and NI Water 8%.

Tables 4(d-f) below provides a year to date breakdown for 2022/23 (April to September) on consultations issued (by application type) from each planning authority to the statutory consultees and reports both the consultation percentage returned on-time back to the planning authority and response status counts.

Table 4d: *Planning Authority statutory consultations issued on regionally significant planning applications April – September 2022/23*

Planning Authority	Within Target	Within Extended Target	Late - took over 21 days	Outstanding No response	Total	% on-time
LA03 - Antrim and Newtownabbey	5	0	4	0	9	56%
LA12 - DFI Strategic Planning Division	7	0	1	2	10	70%
Total	12	0	5	2	19	63%

Table 4e: *Planning Authority statutory consultations issued on major planning applications April – September 2022/23*

Planning Authority	Within Target	Within Extended Target	Late - took over 21 days	Outstanding No response	Total	% on-time
LA01 - Causeway Coast and Glens	52	0	20	7	79	66%
LA02 - Mid and East Antrim	31	2	10	3	46	72%
LA03 - Antrim and Newtownabbey	54	1	18	4	77	71%
LA04 - Belfast	103	1	39	4	147	71%
LA05 - Lisburn and Castlereagh	27	0	19	10	56	48%
LA06 - Ards and North Down	24	0	20	7	51	47%
LA07 - Newry, Mourne and Down	24	2	17	4	47	55%
LA08 - Armagh, Banbridge and Craigavon	42	0	18	4	64	66%
LA09 - Mid Ulster	19	0	29	14	62	31%
LA10 - Fermanagh and Omagh	17	0	10	3	30	57%
LA11 - Derry and Strabane	40	3	21	7	71	61%
LA12 - DFI Strategic Planning Division	1	0	7	0	8	13%
Total	434	9	228	67	738	60%

Table 4f: *Planning Authority statutory consultations issued on local planning applications April – September 2022/23*

Planning Authority	Within Target	Within Extended Target	Late - took over 21 days	Outstanding No response	Total	% on-time
LA01 - Causeway Coast and Glens	1,579	0	251	9	1,839	86%
LA02 - Mid and East Antrim	536	0	86	6	628	85%
LA03 - Antrim and Newtownabbey	741	1	142	8	892	83%
LA04 - Belfast	511	0	121	8	640	80%
LA05 - Lisburn and Castlereagh	789	0	345	28	1,162	68%
LA06 - Ards and North Down	571	0	204	9	784	73%
LA07 - Newry, Mourne and Down	1,413	2	300	40	1,755	81%
LA08 - Armagh, Banbridge and Craigavon	1,385	0	340	22	1,747	79%
LA09 - Mid Ulster	385	0	267	64	716	54%
LA10 - Fermanagh and Omagh	551	0	225	14	790	70%
LA11 - Derry and Strabane	600	1	240	13	854	70%
LA12 - DFI Strategic Planning Division	0	0	2	0	2	0%
Total	9,061	4	2,523	221	11,809	77%

2022/23 in more detail – statutory consultee analysis

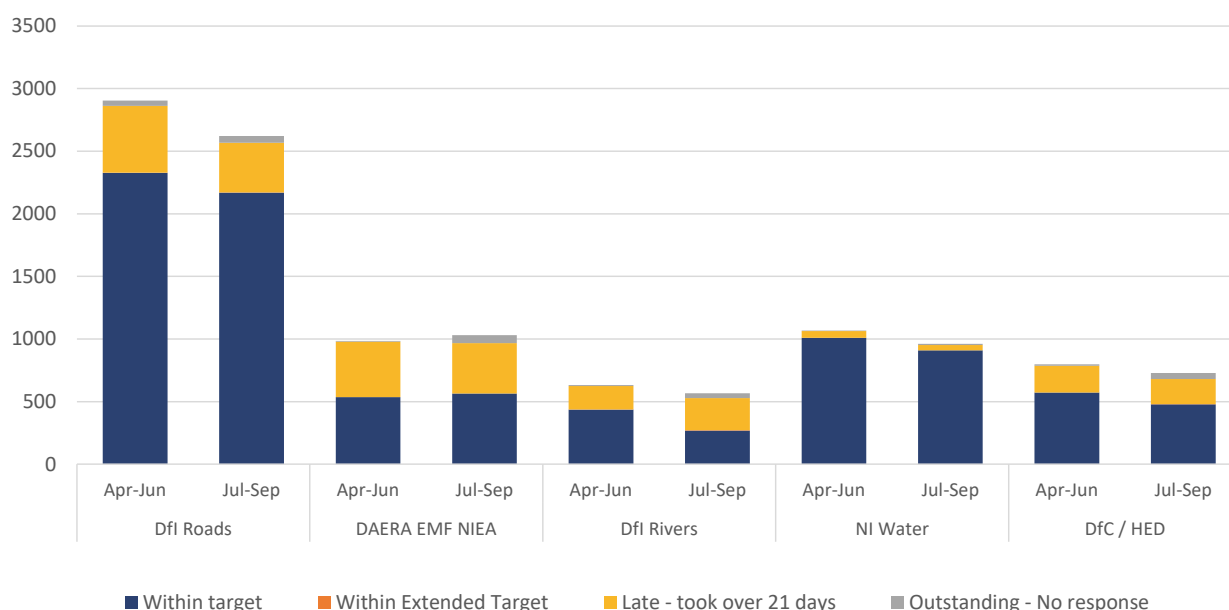
Statutory consultations received by statutory consultees for the first two quarters of 2022/23 are presented in Table 5 below⁷. There were 6,502 statutory consultations received in the first quarter of 2022/23 and 6,064 in the second quarter of the year. See Table 1.

Table 5: *Number of statutory consultations received by planning application type, 2022/23 Q1 & Q2*

Quarter	Local	Major	Regional	Total
Apr-Jun	6,131	363	8	6,502
Jul-Sep	5,678	375	11	6,064
2022/23	11,809	738	19	12,566

Of the 12,566 statutory consultations received in the first six months of 2022, DfI Roads received 44%, DAERA EMF NIEA 16%, NI Water 16%, DfC / HED 12% and DfI Rivers 10%; together these five consultees accounted for 98% of the statutory consultations raised during the first six months of the year (Chart 6).⁸ This is similar to the position recorded in previous quarters.

Chart 6: *Number of responses to statutory consultations received by statutory consultee and response status, 2022/23 Q1 – Q2 (5 most common consultees)*



During Q2 2022/23 across all statutory consultees the proportion of responses received on time⁹ ranged from 48% – 100%. In all, 75% of statutory consultation were responded on time during this quarter; below the 77% reported for Q1.

Table 6 provides response information for the first two quarters of 2022/23 with a year to date figure for the first six months of 2022/33 for each statutory consultee.

⁷ Note: the number of statutory consultations raised by planning authorities in a given period will equal the number of statutory consultations received by statutory consultees in the same period. In effect, these terms are interchangeable.

⁸ See [User Guidance](#) for a full list of key statutory consultees.

⁹ Includes those responded to within the 21-day target and the extended target, where applicable.

Table 6: *Number of responses to statutory consultations received by statutory consultees, 2022-23 Q1-Q2*

Statutory Consultee	Quarter 2022/23	On time ⁷	Total	% on-time
DfI Roads	Apr-Jun	2,329	2,904	80%
	Jul-Sep	2,171	2,622	83%
	2022/23 ytd	4,500	5,526	81%
DAERA EMF NIEA	Apr-Jun	536	985	54%
	Jul-Sep	565	1,031	55%
	2022/23 ytd	1,101	2,016	55%
DfI Rivers	Apr-Jun	438	632	69%
	Jul-Sep	272	567	48%
	2022/23 ytd	710	1,199	59%
NI Water	Apr-Jun	1,009	1,068	94%
	Jul-Sep	909	961	95%
	2022/23 ytd	1,918	2,029	95%
DfC / HED	Apr-Jun	573	798	72%
	Jul-Sep	479	728	66%
	2022/23 ytd	1,052	1,526	69%
HSENI	Apr-Jun	29	39	74%
	Jul-Sep	20	24	83%
	2022/23 ytd	49	63	78%
DfE / GSNI	Apr-Jun	17	19	89%
	Jul-Sep	29	35	83%
	2022/23 ytd	46	54	85%
Belfast International Airport	Apr-Jun	24	28	86%
	Jul-Sep	40	40	100%
	2022/23 ytd	64	68	94%
Belfast City Airport	Apr-Jun	18	18	100%
	Jul-Sep	45	45	100%
	2022/23 ytd	63	63	100%
City of Derry Airport	Apr-Jun	4	4	100%
	Jul-Sep	6	6	-
	2022/23 ytd	10	10	100%
NIHE	Apr-Jun	4	7	57%
	Jul-Sep	3	5	60%
	2022/23 ytd	7	12	58%
Overall Totals	Apr-Jun	4,981	6,502	77%
	Jul-Sep	4,539	6,064	75%
	2022/23 ytd	9,520	12,566	76%

Table 7 has been included to enable comparisons to be made at individual consultee level with the previous year.

Table 7: *Number of responses to statutory consultations received by statutory consultee, 2021-22*

Statutory Consultee	Year	On-time ¹⁰	Total	% on-time
DfI Roads	Apr-Jun	2,282	3,265	70%
	Jul-Sep	1,931	3,086	63%
	Oct-Dec	1,846	2,803	66%
	Jan-Mar	2,085	2,708	77%
	2021/22	8,144	11,862	69%
DAERA EMF NIEA	Apr-Jun	910	1,203	76%
	Jul-Sep	743	1,115	67%
	Oct-Dec	631	1,065	59%
	Jan-Mar	526	1,057	50%
	2021/22	2,810	4,440	63%
NI Water	Apr-Jun	1,045	1,065	98%
	Jul-Sep	1,099	1,134	97%
	Oct-Dec	939	965	97%
	Jan-Mar	857	898	95%
	2021/22	3,940	4,062	97%
DfC /HED	Apr-Jun	708	979	72%
	Jul-Sep	480	959	50%
	Oct-Dec	536	794	68%
	Jan-Mar	550	768	72%
	2021/22	2,274	3,500	65%
DfI Rivers	Apr-Jun	224	775	29%
	Jul-Sep	217	753	29%
	Oct-Dec	237	650	36%
	Jan-Mar	459	660	70%
	2021/22	1,137	2,838	40%
HSENI	Apr-Jun	40	46	87%
	Jul-Sep	24	29	83%
	Oct-Dec	24	27	89%
	Jan-Mar	20	23	87%
	2021/22	108	125	86%
DfE / GSNI	Apr-Jun	27	29	93%
	Jul-Sep	27	27	100%
	Oct-Dec	17	19	89%
	Jan-Mar	14	15	93%
	2021/22	85	90	94%
NIHE	Apr-Jun	6	6	100%
	Jul-Sep	5	9	56%
	Oct-Dec	14	16	88%
	Jan-Mar	8	11	73%
	2021/22	33	42	79%
Belfast International Airport	Apr-Jun	48	48	100%
	Jul-Sep	40	42	95%
	Oct-Dec	28	28	100%
	Jan-Mar	22	22	100%
	2021/22	138	140	99%
Belfast City Airport	Apr-Jun	22	22	100%
	Jul-Sep	29	29	100%
	Oct-Dec	14	14	100%
	Jan-Mar	17	17	100%
	2021/22	82	82	100%
City of Derry Airport	Apr-Jun	2	2	100%
	Jul-Sep	0	0	-
	Oct-Dec	2	2	100%
	Jan-Mar	6	6	100%
	2021/22	10	10	100%
Overall Totals	Apr-Jun	5,314	7,440	71%
	Jul-Sep	4,595	7,183	64%
	Oct-Dec	4,288	6,383	67%
	Jan-Mar	4,564	6,185	74%
	2021/22	18,761	27,191	69%

¹⁰ Includes those responded to within the 21-day target and the extended target, where applicable.

User guidance

Notes on data source

An extract of all consultations/advice queries raised from 1 April 2022 to 30 September 2022 were transferred on 1 November 2022 from the Northern Ireland Planning Portal and the 29 November from the Mid Ulster Planning Portal. The data were then validated. The relevant data is lifted at least one month after the end of the reference period to allow for the 21 day target response date, which applies to most statutory consultations, to have elapsed.

Note on publication

There was no report issued for the first quarter of 2022/23. This report provides data for both the first and second quarters of the year to date. Work on the third quarter report has commenced and this will be made available in the coming months.

List of key statutory consultees

- Belfast City Airport
- Belfast International Airport
- City of Derry Airport
- Department of Agriculture, Environment and Rural Affairs (DAERA) Environment, Marine and Fisheries (EMF) and Northern Ireland Environment Agency (NIEA)
- Department for Communities (DfC) / Historic Environment Division (HED)
- Department for the Economy (DfE) / Geological Survey of Northern Ireland (GSNI)
- DfI Rivers
- DfI Roads
- Health and Safety Executive Northern Ireland (HSENI)
- Northern Ireland Housing Executive (NIHE)
- Northern Ireland Water

Future developments

As work progresses in this area it is intended to widen the list of key statutory consultees to include local planning authorities. Work is ongoing to quality review and ensure that all statutory planning consultations issued are fully captured. Future quarterly reports will include an update of any quality improvements introduced. As a result figures may be revised, however, the scale of any such change is envisaged to be small.