

2020

Statutory Consultations Quarterly Report – Q2 2020/21

This is the second quarterly report highlighting the performance of statutory consultees in the planning process. This report provides details of the volume of statutory consultation that has taken place during the first six months of 2020/21 with comparative data from 2019/20. The figures contained in this report are extracted from the NI Planning Portal, are provisional, and should not be treated as official statistics.

*****THE INFORMATION IN THIS REPORT IS NOT CONSIDERED OFFICIAL
STATISTICS AND SHOULD NOT BE QUOTED AS SUCH*****



Contents

Summary infographic.....	3
Introduction	4
Statutory consultations.....	4
Statutory consultations response times	5
2020/21 in more detail – statutory consultee analysis	8
User guidance	10

Planning Statutory Consultations

Q2 2020/21

Statutory consultations, for the purposes of this report, are 'Standard' and 'EIA Standard' consultations marked as 'Statutory' for application types 'full', 'outline' and 'reserved matters' on the NI Planning Portal

Statutory consultations raised

Number of statutory consultations raised



6,361

statutory consultations were raised in Q2 2020/21. Of these:



6,027
(95%)

were on local applications



334
(5%)

were on major applications



0
(0%)

were on regional applications

Statutory consultations response times



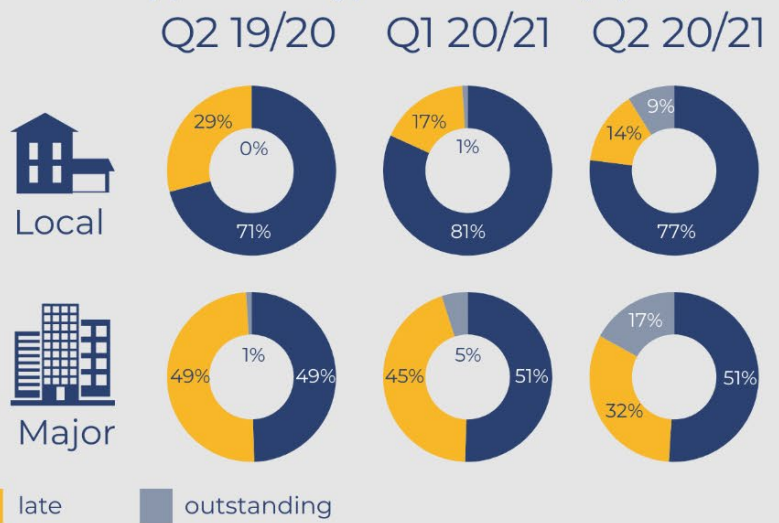
75%

of statutory consultations in Q2 2020/21 were responded to on time (i.e. within the 21-day response target or the extended target)

Number of responses to statutory consultations received by status

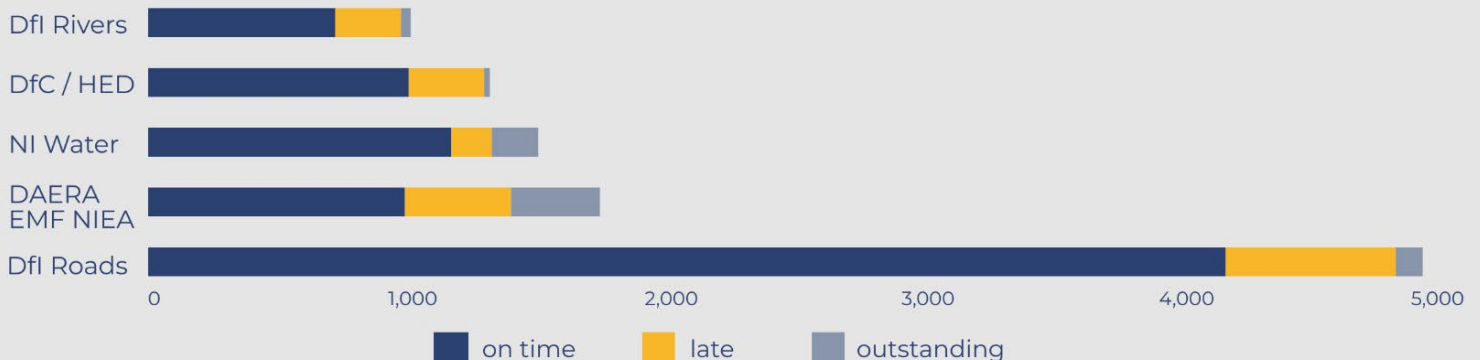


Responses to statutory consultations received by application type and status (%)



Statutory consultees

Number of responses to statutory consultations received by statutory consultee and response status, April - September 2020 (5 most common consultees)



The information in this report is not considered official statistics and should not be quoted as such

Statutory Consultations Quarterly Report – Q2 2020/21

Introduction

This is the second quarterly report highlighting the performance of statutory consultees in the planning process. This report provides details of the volume of statutory consultation that has taken place during the first six months of 2020/21 with comparative data from 2019/20. **The figures contained in this report are extracted from the NI Planning Portal, are provisional, and should not be treated as official statistics.**

Statutory consultations

During the first six months of 2020/21 (April to September 2020) there were 17,910 consultations/advice queries raised. Of these, almost three-quarters (13,333; 74%) were sent to key statutory consultees¹. Of these 13,333 consultations/advice queries raised, four-fifths (10,687; 80%) were deemed to be statutory consultations².

The number of statutory consultations raised fell during Q4 2019/20 (January to March 2020), compared with previous quarters. A further decrease was reported for Q1 2020/21 (April to June 2020), with the number of statutory consultations raised down by over one-third (34%) compared with the same quarter a year earlier. It is likely that this decrease was related to the reduction in the number of planning applications received over the same period, as a consequence of the coronavirus (COVID-19) pandemic. During Q2 2020/21 (July to September 2020), 6,361 statutory consultations were raised; an increase of almost one-half (47%) from the previous quarter and similar to pre-Q4 2019/20 levels (Table 1 and Chart 1).

Similar to previous quarters, statutory consultations on local planning applications accounted for the vast majority of those raised in Q2 2020/21 (95%).

Table 1: *Number of statutory consultations raised by planning application type*

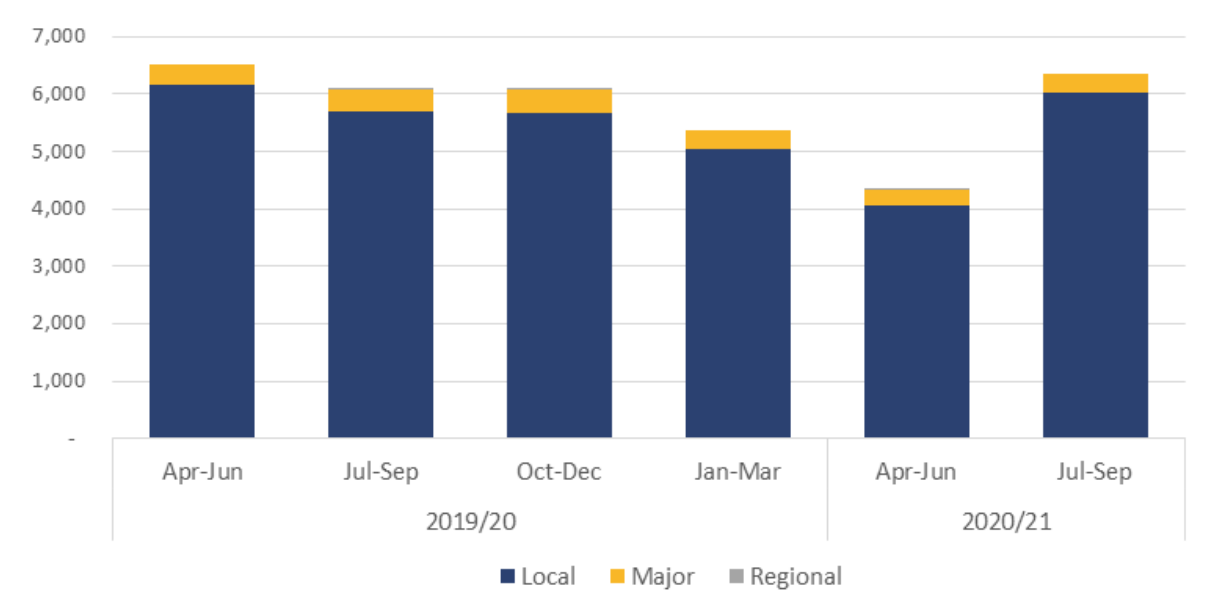
Year	Quarter	Local	Major	Regional	Total
2019/20	Apr-Jun	6,165	350	0	6,515
	Jul-Sep	5,710	382	1	6,093
	Oct-Dec	5,665	403	5	6,073
	Jan-Mar	5,042	329	0	5,371
2020/21	Apr-Jun	4,052	273	1	4,326
	Jul-Sep	6,027	334	0	6,361

Note: figures reported represent 'Standard' and 'EIA Standard' consultations marked as 'Statutory' for application types 'full', 'outline' and 'reserved matters' for the statutory consultees listed in [User Guidance](#) section.

¹ See [User Guidance](#) for a list of key statutory consultees.

² A statutory consultation for the purpose of this report is considered as a 'Standard' or 'EIA Standard' consultation marked as 'Statutory' for application types 'full', 'outline' and 'reserved matters' for the statutory consultees listed in the [User Guidance](#) section.

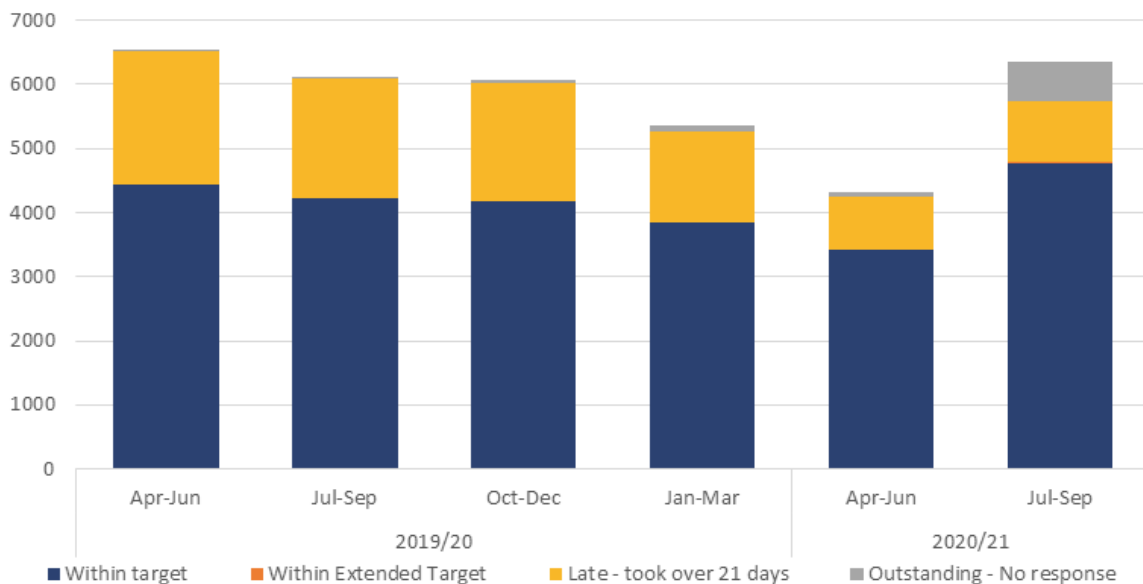
Chart 1: *Number of statutory consultations raised by planning application type*



Statutory consultations response times

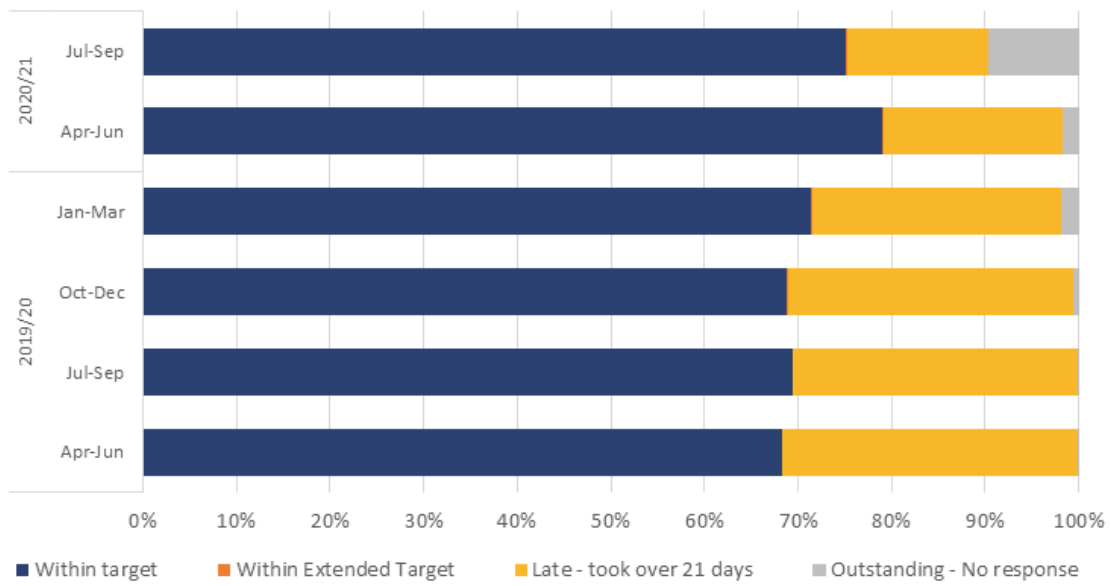
During 2019/20 the proportion of statutory consultations responded to on time³ each quarter remained fairly consistent (ranging from 68 – 71%). During Q1 2020/21 this proportion increased to 79%. In Q2 2020/21, three-quarters (75%) of statutory consultations were responded to within the 21-day response target or the extended target, where applicable. As would be expected, there is a higher proportion of outstanding statutory consultations in the most recent quarter (Charts 2 and 3).

Chart 2: *Number of responses to statutory consultations received by response status*



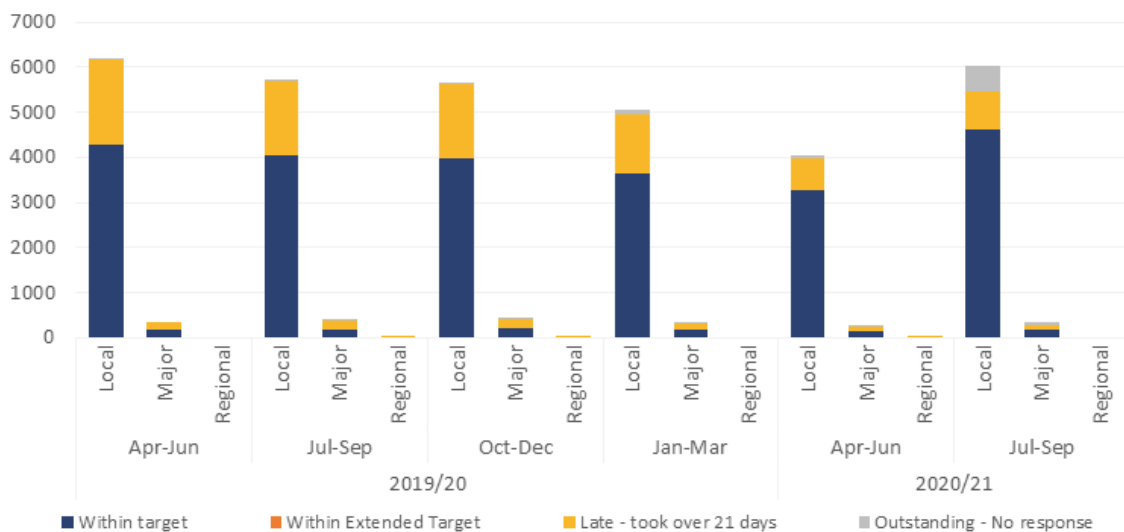
³ Includes those responded to within the 21-day target and the extended target, where applicable.

Chart 3: *Responses to statutory consultations received by response status (proportions)*



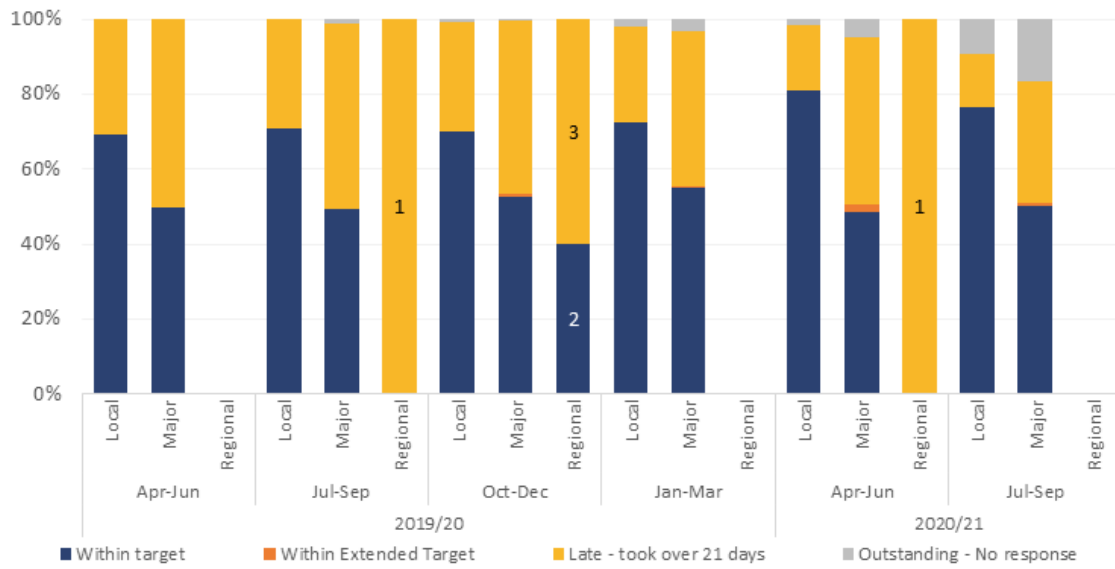
During 2019/20 as a whole, 71% of all statutory consultations for local planning applications were responded to on time⁴. This figure was just over one-half (52%) for major applications over the same period. During the first six months of 2020/21, 78% of statutory consultations for local applications were handled on time, with majors reported at 51% (Charts 4 and 5).

Chart 4: *Number of responses to statutory consultations received by planning application type and response status*



⁴ Includes those responded to within the 21-day target and the extended target, where applicable.

Chart 5: *Number of responses to statutory consultations received by planning application type and response status (proportions)*



Note: due to the small numbers of responses to statutory consultations on regionally significant ('regional') applications, associated proportions reported in the above chart should be treated with caution; the numbers of such responses have been included as data labels, where relevant.

2020/21 in more detail – statutory consultee analysis

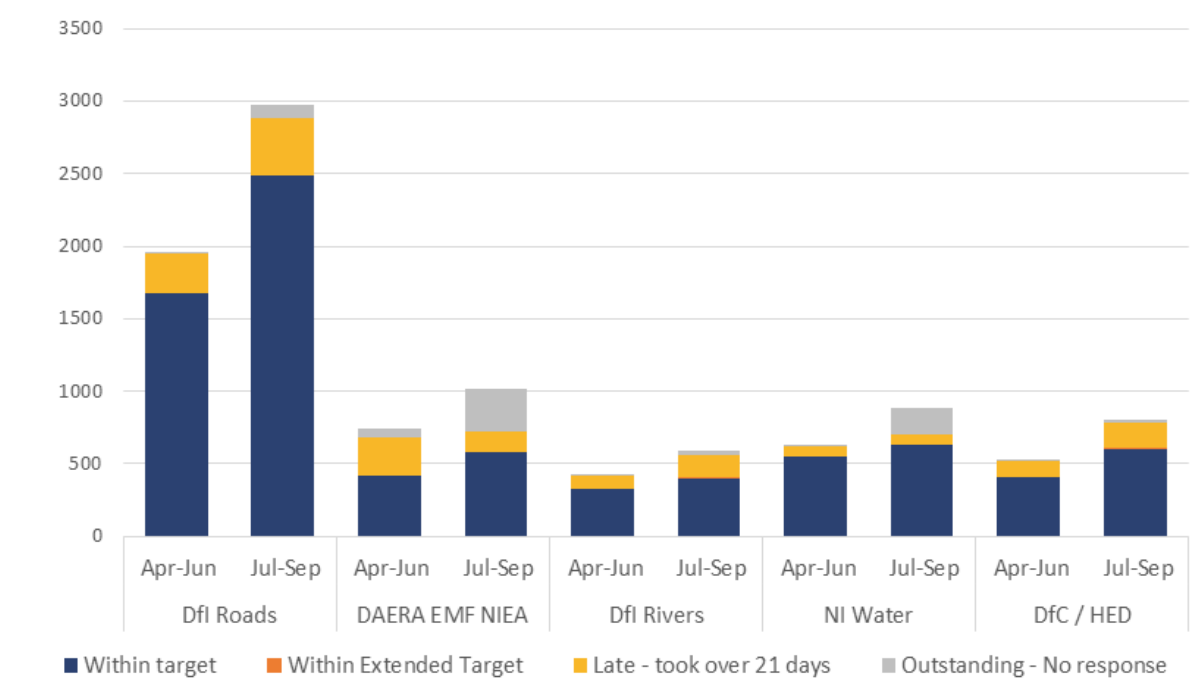
Statutory consultations received by statutory consultees for the first two quarters of 2020/21 are presented in Table 2 below⁵. During the first quarter of 2020/21 there were 4,326 statutory consultations received, increasing to 6,361 in the second quarter with numbers returning to a similar level to those in the first three-quarters of 2019/20.

Table 2: Number of statutory consultations received by planning application type, 2020/21 Q1 & Q2

Quarter	Local	Major	Regional	Total
Apr-Jun	4,052	273	1	4,326
Jul-Sep	6,027	334	0	6,361

Of the 6,361 statutory consultations received in Q2 2020/21, DfI Roads received 47%, DAERA EMF NIEA 16%, NI Water 14%, DfC / HED 13% and DfI Rivers 9%; together these five consultees accounted for 99% of the statutory consultations raised during the quarter (Chart 6).⁶ This is similar to the position recorded for Q1 2020/21 and also the previous year (2019/20).

Chart 6: Number of responses to statutory consultations received by statutory consultee and response status, 2020/21 Q1 & Q2 (5 most common consultees)



⁵ Note: the number of statutory consultations raised by planning authorities in a given period will equal the number of statutory consultations received by statutory consultees in the same period. In effect, these terms are interchangeable.

⁶ See [User Guidance](#) for a full list of key statutory consultees.

During Q2 2020/21 across all statutory consultees the proportion of responses received on time⁷ ranged from 58 - 100%. In all, 75% of statutory consultation were responded on time during this quarter; below the 79% reported for Q1. This reduction may reflect the increased levels of consultations received during Q2 (Table 3).

Table 3: Number of responses to statutory consultations received by statutory consultee, 2020-21 Q1 & Q2

Statutory Consultee	Quarter 2020/21	Within target / extended target	Total	% on-time
DfI Roads	Apr-Jun	1,680	1,955	86%
	Jul-Sep	2,489	2,972	84%
DAERA EMF NIEA	Apr-Jun	415	739	56%
	Jul-Sep	582	1,012	58%
DfI Rivers	Apr-Jun	328	426	77%
	Jul-Sep	404	594	68%
NI Water	Apr-Jun	550	630	87%
	Jul-Sep	630	885	71%
DfC / HED	Apr-Jun	407	521	78%
	Jul-Sep	607	808	75%
HSENI	Apr-Jun	6	9	67%
	Jul-Sep	13	22	59%
DfE / GSNI	Apr-Jun	13	14	93%
	Jul-Sep	21	22	95%
Belfast International Airport	Apr-Jun	4	12	33%
	Jul-Sep	20	22	91%
Belfast City Airport	Apr-Jun	14	14	100%
	Jul-Sep	18	18	100%
City of Derry Airport	Apr-Jun	0	1	0%
	Jul-Sep	2	2	100%
NIHE	Apr-Jun	4	5	80%
	Jul-Sep	3	4	75%
Total	Apr-Jun	3,421	4,326	79%
	Jul-Sep	4,789	6,361	75%

⁷ Includes those responded to within the 21-day target and the extended target, where applicable.

User guidance

Notes on data source

An extract of all consultations/advice queries raised from 1 April 2020 to 30 September 2020 were transferred in November 2020 from the Northern Ireland Planning Portal. The data were then validated. The relevant data is lifted at least one month after the end of the reference period to allow for the 21 day target response date, which applies to most statutory consultations, to have elapsed.

List of key statutory consultees

- Belfast City Airport
- Belfast International Airport
- City of Derry Airport
- Department of Agriculture, Environment and Rural Affairs (DAERA) Environment, Marine and Fisheries (EMF) and Northern Ireland Environment Agency (NIEA)
- Department for Communities (DfC) / Historic Environment Division (HED)
- Department for the Economy (DfE) / Geological Survey of Northern Ireland (GSNI)
- DfI Rivers
- DfI Roads
- Health and Safety Executive Northern Ireland (HSENI)
- Northern Ireland Housing Executive (NIHE)
- Northern Ireland Water

Future developments

As work progresses in this area it is intended to widen the list of key statutory consultees to include local planning authorities. Alongside this, it is planned to undertake a brief quality review early in the new year to ensure that all statutory planning consultations issued are fully captured. Future quarterly reports will include an update of any quality improvements introduced. As a result figures may be revised, however, the scale of any such change is envisaged to be small.