

Trust Board Environmental Cleanliness Audit Report Overview

Jan - Mar 2020

Bi-Monthly:

January:

Scores less than 75%:

None

No audit completed/reported:

ALT-DESU Theatre 1

ALT-DESU Theatre 3

ALT-DESU Theatre 4

ALT-DESU Recovery

ALT-Cath Lab 1

Partial-compliant

ALT-Theatre - 1

1 out of 2 audits completed
and reported:

ALT-Theatre - 2

ALT-Theatre - 3

ALT-Theatre - 4

ALT-Theatre - 5

ALT-Theatre - 6

ALT-Theatre - 7

ALT-Theatres - Recovery

ALT-Paediatrics - Recovery

ALT-DCU Zone 2 Recovery

ALT-DCU - Theatre

ALT-DCU - Eye Theatre

ALT-Ward 49 (NNICU)

SWAH-Milk Bank

Overall Compliance:

70%

February:

Scores less than 75%:

None

Partial-compliant

ALT-DESU Theatre 3

1 out of 2 audits completed
and reported:

ALT-Cath Lab 1

SWAH-Milk Bank

Overall Compliance:

96%

March:

Scores less than 75%:

None

No audit completed/reported:

SWAH-Delivery Suite

Partial-compliant

ALT-ICU

1 out of 2 audits completed
and reported:

ALT-Theatre - 1

ALT-Theatre - 4

ALT-Paediatrics - Recovery

ALT-DCU Zone 2 Recovery

SWAH-DPU Theatres
SWAH-Main Theatre 3
SWAH-Main Theatre 4
SWAH-ICU
ALT-Ward 48 (Labour Ward)
SWAH-Neonatal Unit
SWAH-Milk Bank

Overall Compliance:	83%
---------------------	-----

Quarterly:

Scores less than 75%:	None
------------------------------	-------------

No audit completed/reported:	ALT-A&E
	ALT-Breast Unit Interventional Rooms
	ALT-Pharmacy Dispensary Area
	ALT-Spruce House
	ALT-Ward 32 ESU
	ALT-Ward 40
	OHPCC-Childrens Centre
	PCOPS-OPALS South Wing Clinics
	Strabane Health Centre Treatment Room
	SWAH-Pharmacy
	SWAH-Ward 1 MSAU
	T&F-Ash Villa
	T&F-Oak A&B
	T&F-Psychiatric Intensive Care
	Waterside Hospital Main Areas

End of the quarter compliance:	77%
--------------------------------	-----

6-Monthly:

Scores less than 75%:	None
------------------------------	-------------

No audit completed/reported:	Acute Day Care, Gransha
	ALT-Ante-Natal Clinic
	ALT-Microbiology
	ALT-Podiatry
	Arden Centre
	Claudy HC AHP
	Drumcoo Day Centre, Enniskillen
	Dungiven HC AHP
	Glen Oaks previously FDRC
	Hillside Day Centre, Strabane
	Limavady Health Centre-AHP
	Lisnaskea Health Centre-AHP
	Maybrook ATC

OHPCC-Orthoptics
OHPCC-Pain Management
OHPCC-Podiatry
Podiatry - Irvinestown HC
Ralph's Close
RV-Medical Imaging
RV-Outpatients
SWAH - Women's Health Centre
SWAH-Adult's AHP
SWAH-Laboratory
SWAH-Orthoptics
Urology Specialist Nurses Clinic
Woodview Assessment Clinic

End of the 6-month compliance:	60%
--------------------------------	-----

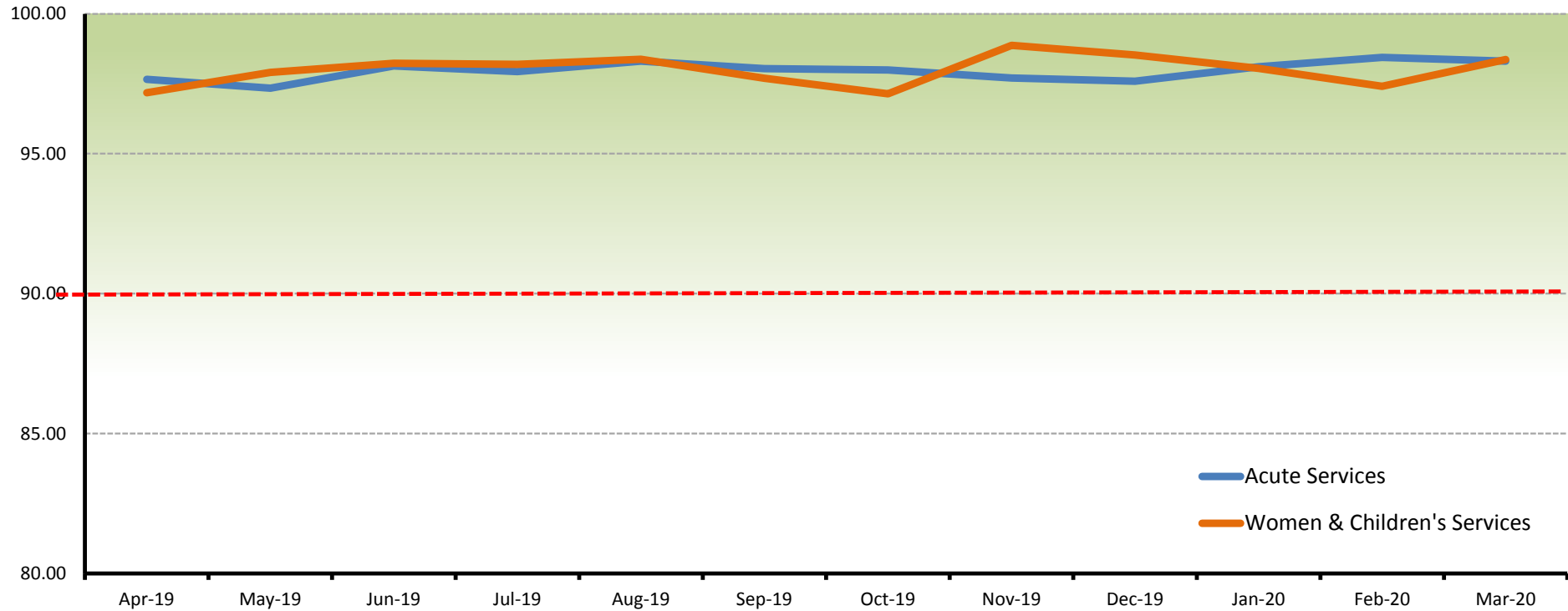
Managerial:

Scores less than 75%:	Claudy Health Centre (P=51%) Dungiven Health Centre (P=64%)
-----------------------	--

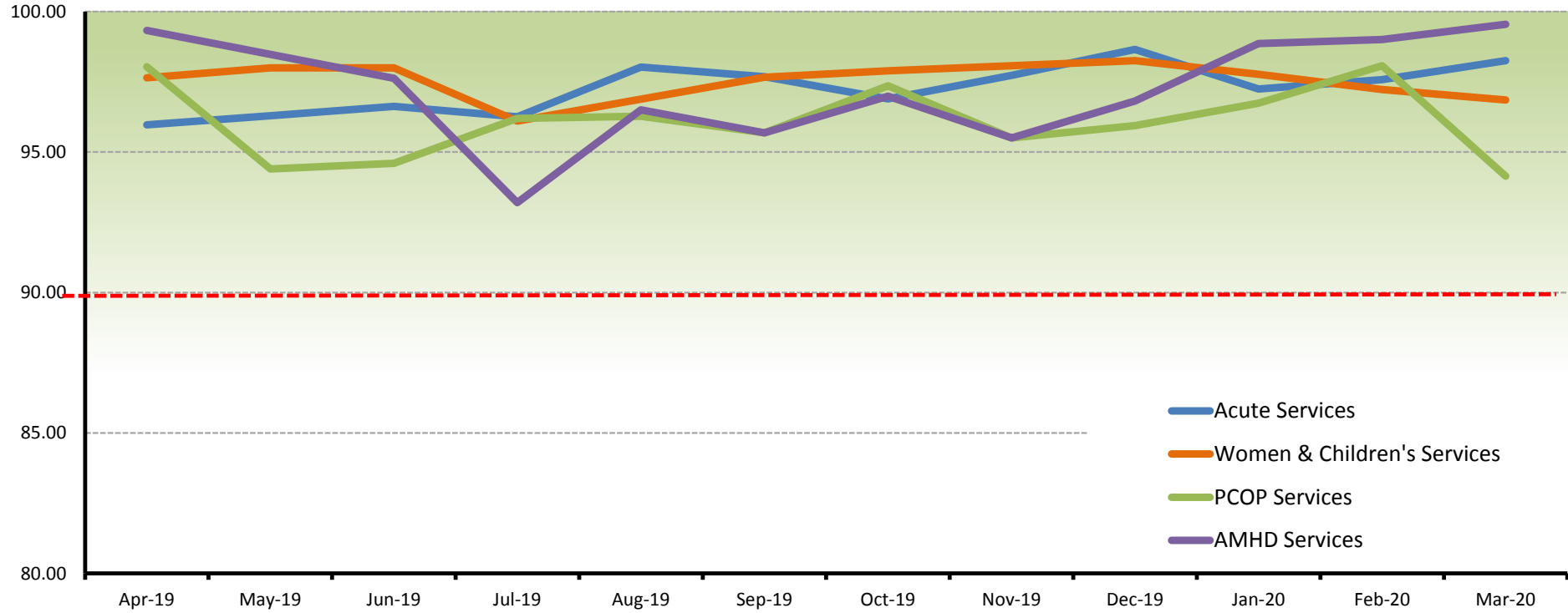
No audit completed/reported:	Alcohol & Drugs (ATU), Omagh ALT-AHP Centre Adults ALT-Butterfly Lodge ALT-Cancer Centre Radiology ALT-Cancer OPD ALT-DCU - Eye Theatre ALT-Elective Orthopaedics Unit ALT-Fracture Clinic ALT-Spruce House ALT-Ward 16 ALT-Ward 40 ALT-Ward 42 ALT-Ward 43 Gynaecology ALT-Ward 6 Paediatrics Beragh Day Centre Bridgeview House Child Development Cen CMHT Key Woker Accommodation, SWAH Dromore Day Centre Drumcoo Day Centre, Eniskillen Glen Oaks previously FDRC Gortin Day Centre Lakeview-Brook Treatment Room Lisnaskea Dental OHPCC-Main Theatres /Anaesthetic Room
------------------------------	--

	RV-Physiotherapy
	SWAH - Ambulatory Day Care
	T&F-Forensic Service
	T&F-Psychiatric Intensive Care (CLOSED)
	Urology Specialist Nurses Clinic
	Waterside Hospital Main Areas
	Woodview Assessment Clinic
Compliance:	83%

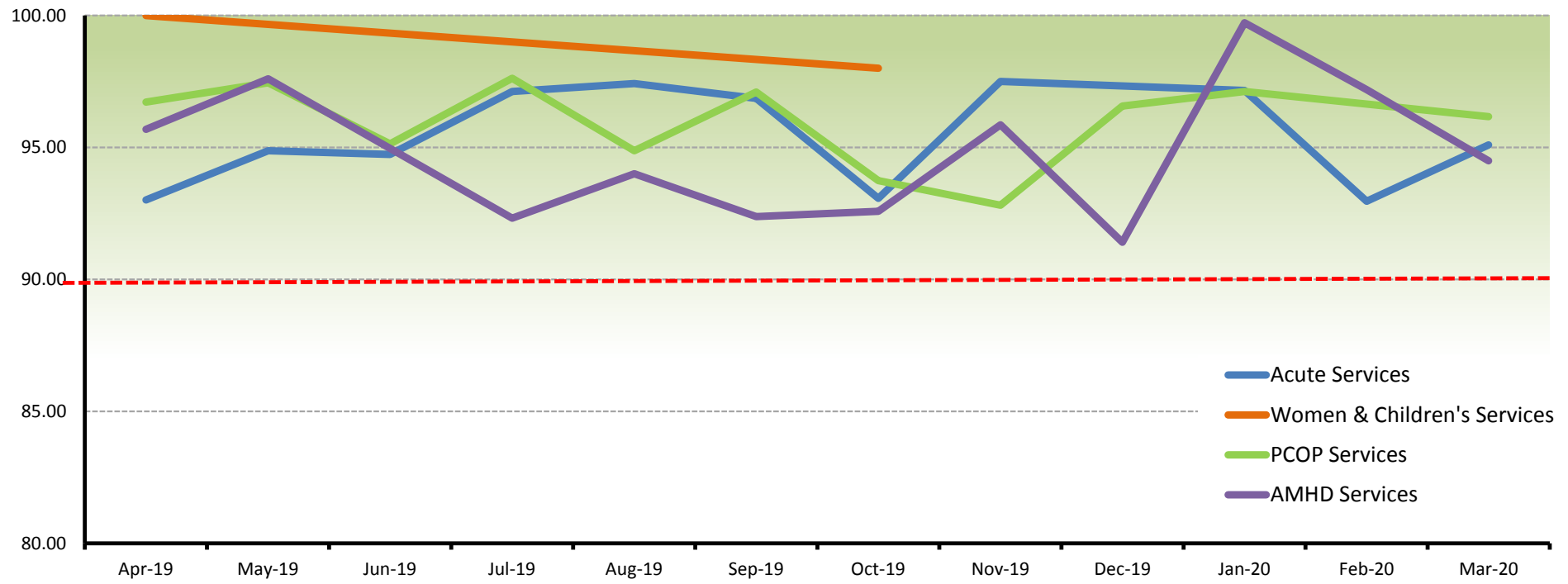
Directorates' Bi-Monthly Environmental Cleanliness Audits Average Scores



Directorates' Quarterly Environmental Cleanliness Audits Average Scores



Directorates' 6-Monthly Environmental Cleanliness Audits Average Scores



Managerial Environmental Cleanliness Audit Report

- 1 The Managerial Audit is an unannounced audit conducted by a team of Senior Staff with the objective of providing check and balance of self-assessed audits.
- 2 One (1) full audit per year per ward / department is required to be completed.
- 3 By the end of each quarter, each Division should have at least accomplished 25% compliance rating.
- 4 Action should be taken against results that have high discrepancy in scores between the managerial audit and ward audit.

Ward / Facility	Date of Managerial Audit	Composite Managerial Audit Scores to Date				Previous Ward Audit			
		Overall	C	P	E	Overall	C	P	E
Acute Services - Surgery									
1 ALT-DESU	Oct-19	100	100	100	100	98	97	99	99
2 ALT-ICU	May-19	90	90	90	90	96	98	94	98
3 ALT-HDU	May-19	98	100	98	97	94	96	91	93
4 ALT-Theatre - 1	Jun-19	92	94	93	90	99	100	100	95
5 ALT-Theatre - 2	Jun-19	91	97	89	86	97	100	100	95
6 ALT-Theatre - 3	Jun-19	96	94	100	95	99	100	100	97
7 ALT-Theatre - 4	Jun-19	95	94	100	90	100	100	100	99
8 ALT-Theatre - 5	Jun-19	100	100	100	100	98	100	100	92
9 ALT-Theatre - 6	Jun-19	100	100	100	100	99	100	100	99
10 ALT-Theatre - 7	Jun-19	100	100	100	100	99	98	100	99
11 ALT-Theatres - Recovery	Oct-19	94	93	91	100	99	100	99	100
12 ALT-DCU - Theatre	Oct-19	96	98	90	100	99	100	99	98
13 ALT-DCU - Eye Theatre									
14 ALT-Ward 31	Jul-19	96	97	96	96	99	98	100	98
15 ALT-Ward 2 TOU	May-19	87	92	85	84	97	97	94	100
16 ALT-Ward 32 ESU	May-19	94	93	96	94	99	98	100	100
17 ALT-Ward 7	May-19	95	93	95	97	98	98	98	97
18 ALT-Head & Neck Ward	May-19	87	92	88	81	99	98	99	99
19 ALT-Elective Orthopaedics Unit									
20 ALT-Fracture Clinic									
21 ALT-Ophthalmology	Jun-19	92	98	89	90	99	99	100	99
22 ALT-Outpatients	Jul-19	95	94	98	94	95	94	98	94
23 ALT-Pre-Op Assessment	May-19	95	91	95	100	95	91	95	100
24 OHPCC-Main Theatres /Anaesthetic Rooms									
25 OHPCC-DPU Stage 2 Recovery	May-19	94	87	97	99	97	95	98	99
26 OHPCC-Outpatients	May-19	89	84	89	94	90	83	98	98
27 OHPCC-Pain Clinic	May-19	98	100	98	97	95	90	96	99

Ward / Facility	Date of Managerial Audit	Composite Managerial Audit Scores to Date				Previous Ward Audit			
		Overall	C	P	E	Overall	C	P	E
28 OHPCC-Pre-Op Assessment	May-19	89	84	89	94	97	94	98	99
29 SWAH-Critical Care	Jul-19	94	97	93	91	98	98	97	98
30 SWAH-DPU Ward	Sep-19	97	98	96	98				
31 SWAH-Ward 8	Apr-19	92	93	89	94	94	90	96	94
32 SWAH-Ward 9	Oct-19	87	87	86	89	94	88	99	94
33 SWAH-Main Theatres	May-19	86	91	76	90	96	93	97	98
34 SWAH-Outpatients	May-19	93	91	97	90	92	87	93	95
35 SWAH-Pre-Op Assessment	May-19	93	91	97	90	97	94	97	100
36 Roe Valley-Outpatients	Feb-19	98	95	100	100	94	94	99	90
37 Urology Specialist Nurses Clinic									
Number of Audits This Month		0							
Compliance Rating Todate		86%							
Acute Services - Emergency									
1 ALT-A&E	Nov-19	87	91	84	85	94	92	96	94
2 ALT-Ward 41 AMU	Nov-19	92	94	86	97	99	100	97	100
3 ALT-Anderson's House	Jul-19	100	100	99	100	96	96	100	92
4 ALT-Cardiac Investigations	Feb-20	88	87	90	86	100	100	100	100
5 ALT-Cath Lab	May-19	97	100	100	90	96	99	99	91
6 ALT-Cath Lab 2	May-19	97	100	100	90	96	99	99	91
7 ALT-CCU	Feb-20	95	93	96	96	98	98	98	99
8 ALT-ACU	Jul-19	100	100	100	100	100	100	100	100
9 ALT-Ward 24 previously Ward 1	Apr-19	91	83	90	99	97	91	100	100
10 ALT-Renal Unit	Oct-19	89	94	87	87	99	99	100	99
11 ALT-Ward 22 previously Ward 20	Mar-19	97	93	98	100	99	97	99	100
12 ALT-Ward 9 Rheumatology Infusion Unit	Feb-20	88	87	87	89	98	94	100	100
13 ALT-Ward 21 Respiratory Nurse Specialists									
14 ALT-Ward 26 previously Ward 3	Nov-19	97	97	97	98	97	94	98	100
15 ALT-Ward 44	Jun-19	93	90	96	93	98	96	100	96
16 SWAH-Accident & Emergency	Apr-19	88	90	87	86	91	91	86	96
17 SWAH-Cardiac Unit	Oct-19	86	91	85	83	96	88	100	100
18 SWAH-Ward 1 MSAU	Dec-19	86	86	78	95	96	95	96	97
19 SWAH-Ward 2	May-19	91	90	92	91	96	97	95	95
20 SWAH-Ward 3	Jun-19	84	80	84	88	98	97	99	98
21 SWAH-Cardiac Investigations	Apr-19	90	90	93	87	92	87	95	93
22 OHPCC-Cardiac Assessment Unit	May-19	92	92	92	92	98	98	96	98
23 OHPCC-Cardiac Investigations	Dec-19	92	94	94	88	94	96	93	92
24 OHPCC-Renal Unit	May-19	95	93	95	98	98	95	99	100
25 OHPCC-Urgent Care Centre	May-19	92	92	92	92	98	98	96	98
Number of Audits This Month		0							

Ward / Facility	Date of Managerial Audit	Composite Managerial Audit Scores to Date				Previous Ward Audit			
		Overall	C	P	E	Overall	C	P	E
Compliance Rating Todate		96%							
Acute Services - Diagnostics & Clinical Support									
1 ALT-Biochemistry	Jun-19	87	84	80	97	94	94	96	93
2 ALT-Breast Screening Unit	Apr-19	94	95	97	91	98	96	97	100
3 ALT-Cancer Centre Radiology									
4 ALT-Cancer OPD									
5 ALT-Endoscopy	May-19	92	91	92	92	94	92	95	95
6 ALT-Laboratory	Jun-19	87	89	78	94				
7 ALT-Medical Imaging	Mar-20	96	98	97	94	96	94	96	97
8 ALT-Body Store	Jul-19	100	100	100	100	97	97	98	97
9 ALT-Sperrin Suite	Aug-19	96	96	93	98	99	99	100	99
10 ALT-Ward 50	Jul-19	96	96	98	95	97	95	99	98
11 Roe Valley-Xray Dept	Feb-*19	97	100	90	100	97	96	93	100
12 SWAH-Laboratory	Aug-19	91	96	90	87	94	90	95	98
13 SWAH-Medical Imaging	Oct-19	91	97	86	90	91	97	86	90
14 SWAH-Body Store	Jun-19	83	83	80	88	100	96	100	100
15 SWAH-DPU Endoscopy	Sep-19	97	98	96	98	95	97	94	95
16 OHPCC-Endoscopy	Jan-19	96	94	95	100	100	100	100	100
17 OHPCC-Outreach Chemotherapy	Jul-19	94	97	91	92	98	99	97	97
18 OHPCC-Medical Imaging	Apr-19	97	96	98	98	99	99	99	100
Number of Audits This Month		1							
Compliance Rating Todate		89%							
Acute Services - Pharmacy									
1 ALT-Pharmacy	Jun-19	91	89	89	96	98	100	99	97
2 OHPCC-Pharmacy	Jun-19	94	99	89	93	100	99	100	100
3 SWAH-Pharmacy	Dec-19	90	91	87	91	97	96	98	96
Number of Audits This Month		0							
Compliance Rating Todate		100%							
Women & Children's Services - Health Care									
1 ALT-Ward 48 Labour	Feb-20	97	95	98	99	96	92	99	98
2 ALT-Ward 47 Midwifery Led	Feb-20	98	97	98	98	98	97	98	98
3 ALT-Ward 45 Ante-natal	Feb-20	97	95	98	100	96	96	96	95
4 ALT-Ward 46 Post-natal	Feb-20	92	94	89	95	98	97	99	97
5 ALT-Ward 43 Gynaecology									
6 OHPCC-Womens & Family Health	May-19	90	84	90	95	95	86	100	100
7 SWAH-Delivery Suite	Jul-19	96	99	95	94	96	98	96	96
8 SWAH-Women's Health Centre	Nov-19	90	90	87	92	100	100	100	100
9 ALT-Ward 49 NNICU	Nov-19	95	94	95	96	99	100	99	98

Ward / Facility	Date of Managerial Audit	Composite Managerial Audit Scores to Date				Previous Ward Audit			
		Overall	C	P	E	Overall	C	P	E
10 ALT-Ward 6 Paediatrics									
11 ALT-Butterfly Lodge									
12 ALT-Ward 16									
13 OHPCC-Childrens Centre	Sep-19	96	94	96	98	97	94	99	100
14 SWAH-Neonatal Unit	Jul-19	97	97	97	96	97	96	98	97
15 SWAH-Childrens Ambulatory Care	Jun-19	94	93	96	95				
16 SWAH-Childrens Ward	Oct-19	96	98	98	91	96	98	98	91
17 SWAH-Childrens Outpatients	Sep-19	96	98	96	94	98	98	98	98
18 ALT-GUM Clinic	Jul-19	98	100	98	97	99	98	99	99
19 SWAH-Milk Bank	Oct-19	98	100	97	97	98	100	97	97
Number of Audits This Month		0							
Compliance Rating Todate		79%							
Women & Children's Services - Physical Disability									
1 ALT-Spruce House									
2 Glen Oaks previously FDRC									
3 Drumcoo Day Centre, Eniskillen									
Number of Audits This Month		0							
Compliance Rating Todate		0%							
PCOP Services - Primary & Community Care									
1 Carrickmore Health Centre	Sep-19	51	60	52	40				
2 Castleberg Health Centre	Sep-19	89	97	81	88				
3 Claudy Health Centre	Jan-20	77	90	51	91				
4 Claudy Health Centre Treatment Room	Jan-20	100	100	100	100	100	100	100	100
5 Dungiven Health Centre	Jan-20	79	86	64	87				
6 Dungiven Health Centre Treatment Room	Jan-20	93	96	85	97	95	96	92	97
7 Erne Health Centre Treatment Room	Sep-19	93	92	98	87	100	99	100	100
8 Great James St Health Centre	Aug-19	86	76	86	95				
9 Great James St Health Centre Treatment Room	Aug-19	96	90	98	98	99	98	100	100
10 Irvinestown Health Centre	Jul-19	76	61	77	94				
11 Irvinestown Health Centre Treatment Room	Jul-19	96	88	100	100	98	95	99	100
12 Irvinestown Podiatry	Jul-19	88	100	81	82				
13 Limavady Health Centre	Aug-19	88	93	79	94				
14 Lisnaskea Dental									
15 Lisnaskea Health Centre	Jun-19	75	80	66	80				
16 Lisnaskea Health Centre Treatment Room	Jun-19	88	84	94	85	94	94	98	90
17 Lisnaskea Podiatry	Jun-19	92	86	91	100				
18 Omagh HC Treatment Room	May-19	92	92	92	92	92	92	92	92
19 Rapid Response Derry	Oct-19	91	98	93	83	91	98	93	83
20 Rapid Response Fermanagh	Sep-19	95	94	96	95	93	86	92	100

Ward / Facility	Date of Managerial Audit	Composite Managerial Audit Scores to Date				Previous Ward Audit			
		Overall	C	P	E	Overall	C	P	E
21 Rapid Response Omagh	Jul-19	94	97	91	92	94	97	91	92
22 Rathmore Belleek Health Centre	Jul-19	90	98	86	87				
23 Rathmore Belleek Health Centre Treatment Room	Jul-19	94	93	94	95	98	100	91	100
24 Shantallow Health Centre	Nov-19	85	90	81	85				
25 Strabane Health Centre	May-19	81	91	66	87				
26 Strabane Health Centre Treatment Room	May-19	90	93	92	85	95	94	100	92
27 Waterside Health Centre	Jun-19	87	86	81	94				
28 Waterside Health Centre Treatment Room	Jun-19	92	90	92	93	99	100	97	99
Number of Audits This Month		0							
Compliance Rating Todate		96%							
PCOP Services - Secondary Care									
1 ALT-Ward 40									
2 ALT-Ward 42									
3 SWAH - Ambulatory Day Care									
4 SWAH - Ward 5	Jul-19	89	88	91	89	87	84	88	89
5 SWAH - Ward 6	Jul-19	87	84	88	89	88	87	87	91
6 SWAH - Ward 7	Jun-19	88	87	87	91	94	87	99	96
7 OHPCC-Rehab Ward	Feb-20	93	91	94	93	98	96	100	99
8 OHPCC-Ward 5 Palliative	Feb-20	99	97	100	100	99	97	100	100
9 Waterside-Ward 3	Jun-19	89	84	92	90	98	96	100	98
10 Waterside-Ward 4	Jun-19	92	89	91	97	98	98	100	96
11 Waterside Hospital Main Areas									
12 PCOPS-OPALS South Wing Clinics	Apr-19	91	91	81	100	93	85	97	98
Number of Audits This Month		0							
Compliance Rating Todate		67%							
PCOP Services - Mental Health									
1 T&F-Ash Villa	Jul-19	93	91	93	94	98	94	99	100
2 T&F-Oak A&B	Jul-19	96	97	97	92	99	98	100	100
3 Waterside-Ward 1	Jun-19	97	97	96	98	98	96	100	99
4 Waterside-Ward 2	Jun-19	97	96	95	99	98	97	100	96
Number of Audits This Month		0							
Compliance Rating Todate		100%							
PCOP Services - HSDU									
1 ALT-HSDU	Jun-19	98	95	99	98	97	95	99	98
2 OHPCC-HSDU	Mar-20	87	88	85	87	99	97	100	100
Number of Audits This Month		1							
Compliance Rating Todate		100%							
PCOP Services - Care & Accommodation									

Ward / Facility	Date of Managerial Audit	Composite Managerial Audit Scores to Date				Previous Ward Audit			
		Overall	C	P	E	Overall	C	P	E
1 Beragh Day Centre									
2 Creggan Day Centre	Nov-19	98	95	98	99	98	95	98	99
3 Dromore Day Centre									
4 Drumhaw Day Centre	Oct-19	94	98	96	88	93	98	94	87
5 Foyleville Day Centre	Nov-19	88	88	91	85	88	88	91	85
6 Gortin Day Centre									
7 Gortmore Day Centre	Nov-19	88	91	91	82	88	91	91	82
8 Greenfield Residential Home	Dec-19	96	98	96	94	95	92	99	94
9 Newtownstewart Day Centre	Oct-19	90	99	85	86				
10 Rectory Field Residential Home	Oct-19	94	97	97	89	94	97	97	89
11 Seymour Gardens Residential Home	Oct-19	96	98	99	92	96	98	99	92
12 Strabane Day Centre	Dec-19	94	95	91	96	91	93	89	94
13 Tempo Road Day Centre	Oct-19	87	97	83	80	87	97	83	80
14 Thackery Day Centre	Nov-19	93	96	92	91	93	96	92	91
15 Thackery Place Residential Home	Nov-19	91	96	91	87	91	96	91	87
16 William Street Residential Home	Nov-19	98	97	98	99	98	97	98	99
Number of Audits This Month		0							
Compliance Rating Todate		81%							
PCOP Services - AHP									
1 ALT-AHP Centre Adults									
2 ALT-Orthoptic Room	Jul-19	79	79	70	89	97	97	100	93
3 ALT-Podiatry	Jul-19	98	92	93	91				
4 Bridgeview House Child Development Centre									
5 OHPCC-Adult's AHP	Oct-19	92	96	82	99	97	97	99	100
6 OHPCC-Children's AHP	Sep-19	96	94	96	98				
7 OHPCC-Orthoptic	Jul-19	79	79	70	88				
8 OHPCC-Podiatry	Jul-19	93	93	91	96				
9 RV-Physiotherapy									
10 SWAH-Adult's AHP	Jun-19	90	89	88	90	95	97	90	97
11 SWAH-Children's AHP	Sep-19	96	98	96	94	96	98	96	94
12 SWAH-Orthoptics	Jul-19	86	88	70	100	92	87	89	100
13 SWAH-Podiatry	May-19	88	87	93	86				
14 Woodview Assessment Clinic									
Number of Audits This Month		0							
Compliance Rating Todate		71%							
Adult Mental Health & Disability Services - Mental Health									
1 Acute Day Care, Gransha	Dec-19	97	98	93	99	99	98	100	100
2 Alcohol & Drugs (ATU), Omagh									
3 Alcohol & Drugs, Woodlea House	Dec-19	93	92	94	92				

Ward / Facility	Date of Managerial Audit	Composite Managerial Audit Scores to Date				Previous Ward Audit			
		Overall	C	P	E	Overall	C	P	E
4 Arden Centre, Limavady	Oct-19	98	96	98	100	98	98	100	98
5 Carrick, Grangewood	Dec-19	97	96	97	99	96	98	100	91
6 Cityside Recovery team, Slievemore House	Nov-19	88	87	86	91				
7 CMHT Key Woker Accommodation, SWAH									
8 Evis, Grangewood	Jul-19	97	96	97	99	95	97	100	89
9 Hillside Day Centre, Strabane	Dec-19	93	90	95	94	93	89	100	91
10 Limavady Recovery Team	Dec-19	98	98	100	98				
11 Lisnamallard Industries, Omagh	Oct-19	98	99	100	94				
12 Melrose Day Centre	Jul-19	87	91	79	91				
13 Omagh Recovery and Primary Care Teams	Jul-19	95	99	89	97				
14 Primary Care Liaison, Oldbridge House	Dec-19	92	94	87	96				
15 Psychological Therapies, Oldbridge House	Dec-19	95	98	90	98				
16 Rathview House	Sep-19	96	97	98	94				
17 Strabane Recovery Team	Dec-19	90	94	83	94				
18 T&F-Elm Ward	Jul-19	87	88	93	82	87	88	93	82
19 T&F-Erne House	Sep-19	96	94	97	97				
20 T&F-Forensic Service									
21 T&F-Lime Ward	Sep-19	95	100	93	90	95	100	93	90
22 T&F-Rowan Villa	Sep-19	95	94	97	94				
23 Waterside Recovery Team	Dec-19	97	92	75	94				
Number of Audits This Month		0							
Compliance Rating Todate		87%							
Adult Mental Health & Disability Services - Learning Disability									
1 Beltany Respite Facility	Nov-19	90	93	88	88	90	93	88	88
2 Benbradagh ATC	Nov-19	97	98	97	97	97	98	97	97
3 Berryburn Centre, Lakeview Hospital	Oct-19	98	95	100	100	98	95	100	100
4 Cottage Adult Respite	Nov-19	98	96	100	98	98	96	100	98
5 Creamery Residential Facility	Dec-19	86	86	89	83	86	86	89	83
6 Evergreen Centre	Nov-19	94	90	98	95	94	90	98	95
7 Glenside ATC	Dec-19	97	99	100	91	97	99	100	91
8 Lackaboy 2	Nov-19	93	97	94	87	93	97	94	87
9 Lakeview Support Area	Oct-19	93	93	100	86	93	93	100	86
10 Lakeview-Brook Treatment Room	Nov-19								
11 Lisnaskea	Nov-19	92	94	89	91	92	94	89	91
12 Mantlin Residential Facility	Dec-19	92	91	97	87	92	91	97	87
13 Maybrook ATC	Sep-19	93	94	91	95	96	93	100	94
14 Omagh Centre	Nov-19	86	87	85	86	86	87	85	86
15 Ralphs Close	Sep-19	89	87	90	90	98	96	100	99
16 Strule Lodge	Oct-19	95	93	98	94				

Ward / Facility	Date of Managerial Audit	Composite Managerial Audit Scores to Date				Previous Ward Audit			
		Overall	C	P	E	Overall	C	P	E
Number of Audits This Month		0							
Compliance Rating Todate		94%							
TOTAL NUMBER OF AUDITS THIS MONTH		2							
OVERALL COMPLIANCE RATING		83%							