

## Trust Board Environmental Cleanliness Audit Report Overview

October - December 2022

<b>Bi-Monthly:</b>	
<b>October:</b>	
<b>Scores less than 75%:</b>	<i>None</i>
Partial-compliant	ALT-DESU Theatre 3 (17)
1 out of 2 audits completed and reported:	
Overall Compliance:	99%
<b>November:</b>	
<b>Scores less than 75%:</b>	<i>None</i>
Partial-compliant	ALT-DCU Theatre 10
1 out of 2 audits completed and reported:	ALT-Ward 50
Overall Compliance:	97%
<b>December:</b>	
<b>Scores less than 75%:</b>	<i>None</i>
Partial-compliant	ALT-DCU Zone 2 Recovery
1 out of 2 audits completed and reported:	ALT-Theatre 7
and reported:	ALT-Ward 50
	SWAH-Delivery Suite
	SWAH-Neonatal Unit
Overall Compliance:	94%
<b>Quarterly:</b>	
<b>Scores less than 75%:</b>	<i>None</i>
No audit completed/reported:	ALT-Ward 31
	ALT-Ward 32 ESU
	Erne Health Centre Treatment Room
	SWAH-Pharmacy
End of the quarter compliance:	95%
<b>6-Monthly:</b>	
<b>Scores less than 75%:</b>	<i>None</i>
3rd month of the 6-month compliance:	66%
<b>Managerial:</b>	
<b>Scores less than 75%:</b>	<i>None</i>

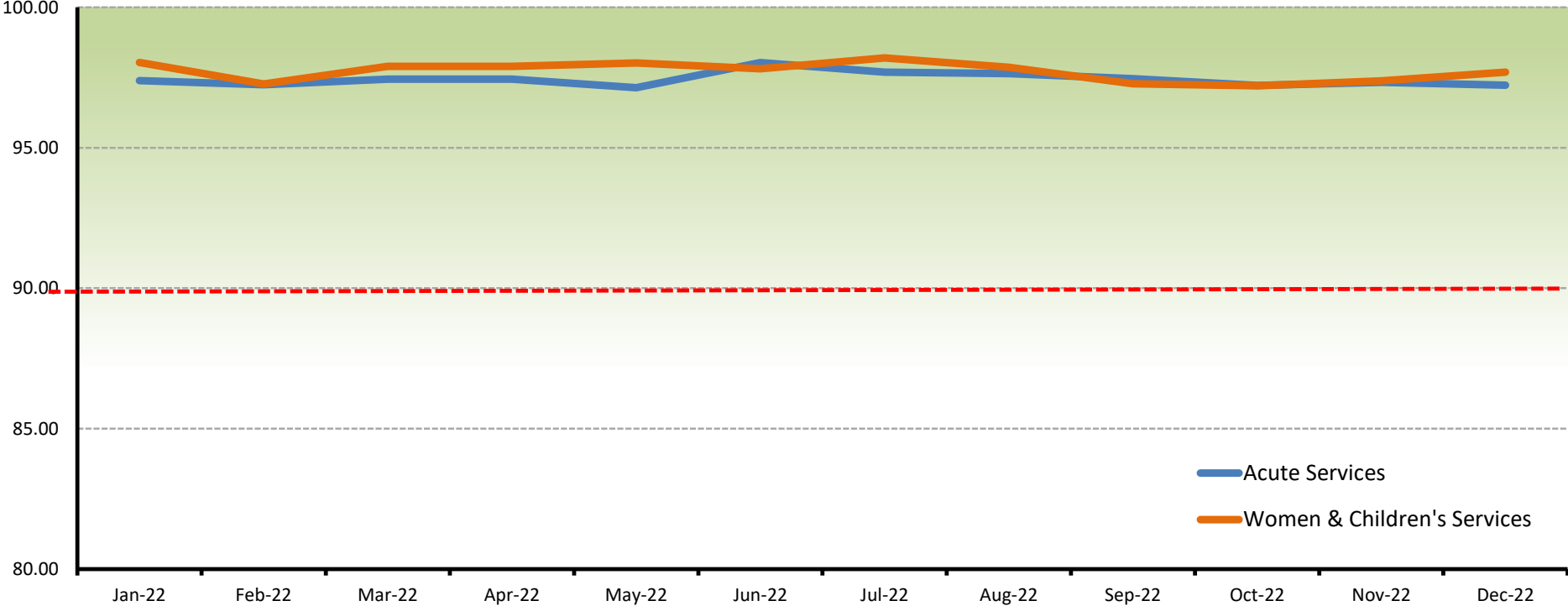
---

Compliance:	61%
-------------	-----

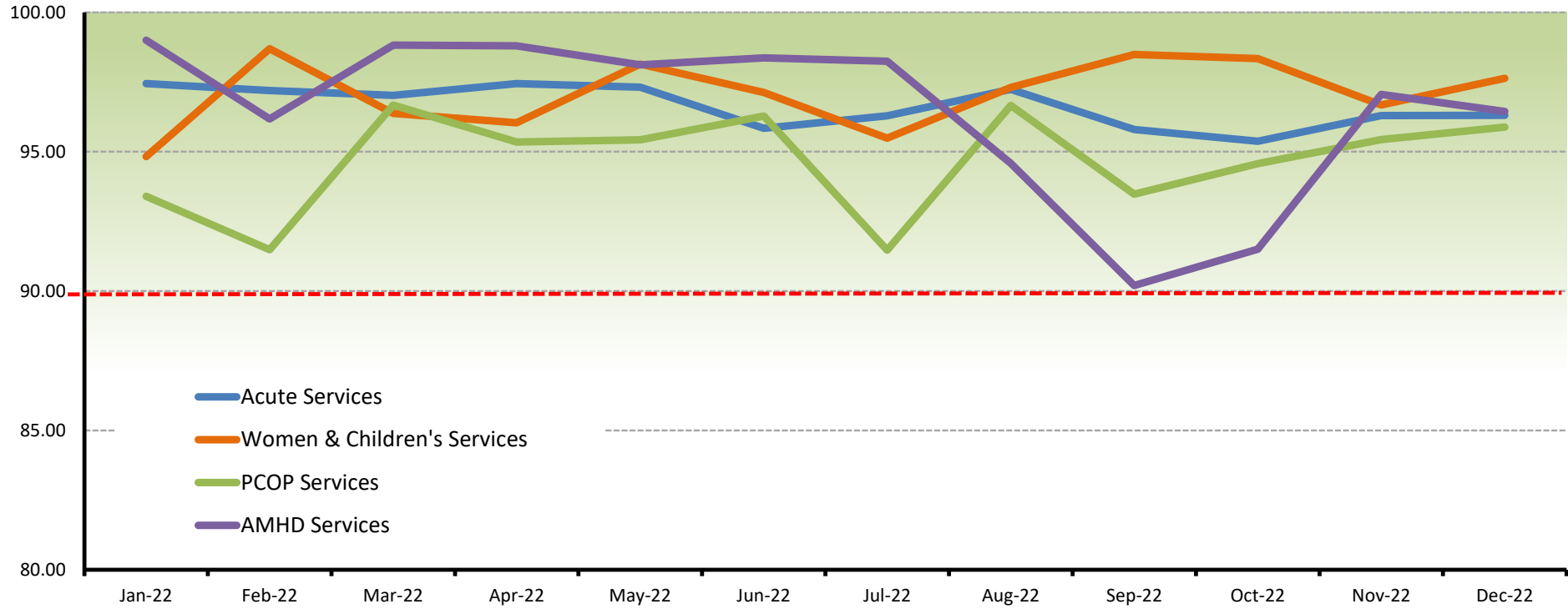
---

*as of 24/02/2023*

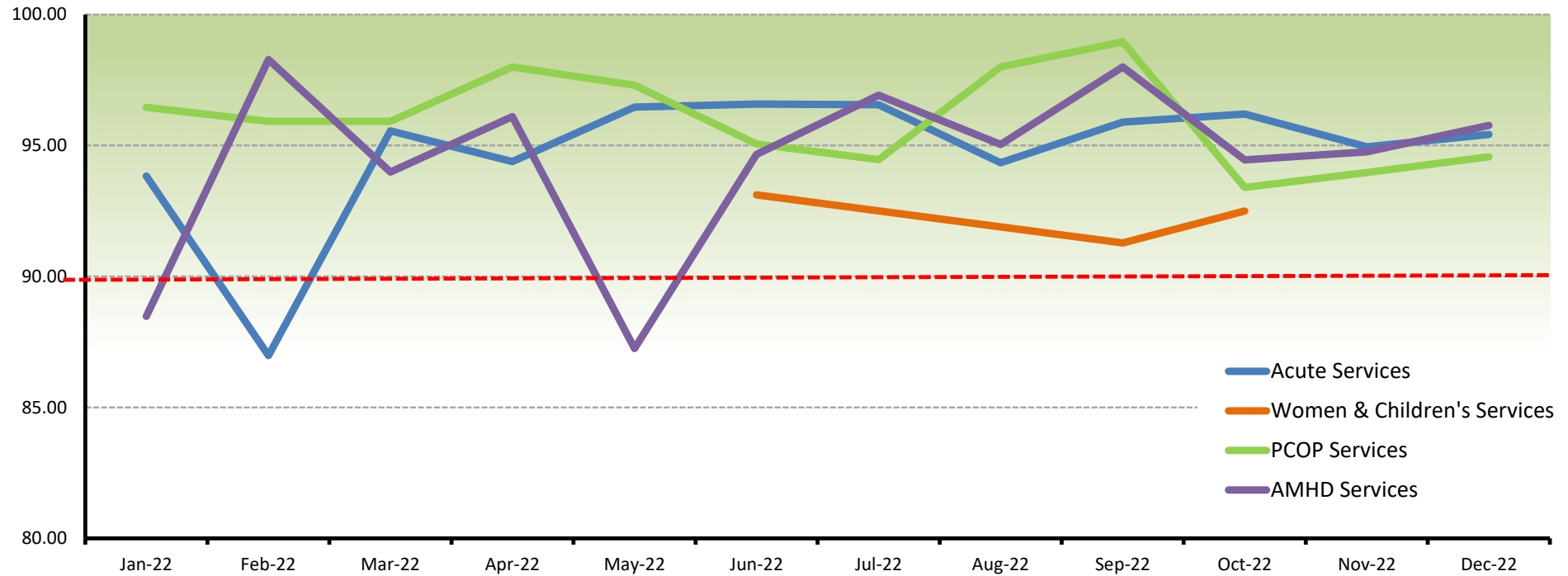
### Directorates' Bi-Monthly Environmental Cleanliness Audits Average Scores



## Directorates' Quarterly Environmental Cleanliness Audits Average Scores



## Directorates' 6-Monthly Environmental Cleanliness Audits Average Scores



## Managerial Environmental Cleanliness Audit Report

- 1 The Managerial Audit is an unannounced audit conducted by a team of Senior Staff with the objective of providing check and balance of self-assessed audits.
- 2 One (1) full audit per year per ward / department is required to be completed.
- 3 By the end of each quarter, each Division should have at least accomplished 25% compliance rating.
- 4 Action should be taken against results that have high discrepancy in scores between the managerial audit and ward audit.

Ward / Facility	Date of Managerial Audit	Composite Managerial Audit Scores to Date				Previous Ward Audit			
		Overall	C	P	E	Overall	C	P	E
<b>Acute Services - Surgery</b>									
1 ALT-DCU - Eye Theatre									
2 ALT-DCU - Theatre									
3 ALT-DESU	Sep-22	97	100	98	98				
4 ALT-Fracture Clinic									
5 ALT-HDU									
6 ALT-ICU									
7 ALT-Ophthalmology Clinic									
8 ALT-Outpatients	Sep-22	93	95	91	93				
9 ALT-Pre-Op Assessment									
10 ALT-Theatre - 1	Aug-22	96	100	98	96				
11 ALT-Theatre - 2	Aug-22	99	99	100	100				
13 ALT-Theatre - 4	Aug-22	97	100	95	100				
14 ALT-Theatre - 5	Aug-22	91	100	96	89				
15 ALT-Theatre - 6	Aug-22	97	98	99	98				
16 ALT-Theatre - 7	Aug-22	98	98	99	100				
17 ALT-Theatres - Recovery	Aug-22	99	100	98	100				
18 ALT-Ward 21 EOU	Sep-22	93	97	97	94				
19 ALT-Ward 23 TOU	Oct-22	97	99	98	99				
20 ALT-Ward 25									
21 ALT-Ward 3 ENT									
22 ALT-Ward 31	Sep-22	94	97	95	89				
23 ALT-Ward 32 ESU	Aug-22	94	98	96	87				
24 ALT-Ward 4 AURO									
25 OHPCC-DPU Stage 2 Recovery	May-22	91	94	95	97				
26 OHPCC-Main Theatres /Anaesthetic Rooms									
27 OHPCC-Outpatients	Jun-22	93	98	94	96				
28 OHPCC-Pain Clinic									
29 OHPCC-Pre-Op Assessment									

Ward / Facility	Date of Managerial Audit	Composite Managerial Audit Scores to Date				Previous Ward Audit			
		Overall	C	P	E	Overall	C	P	E
30 Roe Valley-Outpatients	Nov-22	94	97	94	90				
31 SWAH-Critical Care	Oct-22	92	91	88	97				
32 SWAH-DPU Ward	Sep-22	94	98	97	97				
33 SWAH-Main Theatres									
34 SWAH-Outpatients	Oct-22	95	99	96	98				
35 SWAH-Pre-Op Assessment									
36 SWAH-Ward 3 Surgical	Sep-22	88	82	93	90				
37 SWAH-Ward 9	Sep-22	94	97	98	96				
38 Urology Specialist Nurses Clinic	Dec-22	93	92	91	97				
<b>Number of Audits This Month</b>		<b>1</b>							
<b>Compliance Rating Todate</b>		<b>59%</b>							
<b>Acute Services - Emergency</b>									
1 ALT-A&E	Oct-22	92	97	87	92				
2 ALT-ACU									
3 ALT-Anderson's House - Ward	Apr-22	92	97	99	93				
4 ALT-Cardiac Investigations	Jun-22	92	94	94	88				
5 ALT-Cath Lab	Aug-22	76	70	75	83				
6 ALT-Cath Lab 2	Aug-22	76	70	75	83				
7 ALT-CCU	Jun-22	93	96	95	98				
8 ALT-Renal Unit	Jul-22	100	100	100	100				
9 ALT-Rheumatology Ward	Jul-22	94	97	97	96				
10 ALT-Ward 22 previously Ward 20	Oct-22	94	94	95	91				
11 ALT-Ward 24 AMU									
12 ALT-Ward 26 previously Ward 3									
13 ALT-Ward 41									
14 ALT-Ward 44	Nov-22	93	97	96	95				
15 OHPCC-Cardiac Assessment Unit	Oct-22	94	93	91	97				
16 OHPCC-Cardiac Investigations	Jun-22	93	97	95	94				
17 OHPCC-Renal Unit	Jun-22	93	97	95	94				
18 OHPCC-Urgent Care Centre	Oct-22	94	93	91	97				
19 Respiratory Nurse Specialists									
20 SWAH-Accident & Emergency	Nov-22	94	95	92	95				
21 SWAH-Cardiac Investigations									
22 SWAH-Cardiac Unit	Nov-22	90	93	82	94				
23 SWAH-Ward 1 MSAU	Oct-22	95	95	94	98				
24 SWAH-Ward 2	Oct-22	95	93	95	97				
25 SWAH-Ward 8 Medical	Jun-22	94	98	96	98				
<b>Number of Audits This Month</b>		<b>0</b>							
<b>Compliance Rating Todate</b>		<b>76%</b>							

Ward / Facility	Date of Managerial Audit	Composite Managerial Audit Scores to Date				Previous Ward Audit			
		Overall	C	P	E	Overall	C	P	E
<b>Acute Services - Cancer &amp; Diagnostics</b>									
1 ALT-Biochemistry									
2 ALT-Breast Screening Unit									
3 ALT-Cancer Centre Radiology	Nov-22	98	99	99	99				
4 ALT-Cancer OPD	Nov-22	98	99	100	98				
5 ALT-Endoscopy									
6 ALT-Laboratory									
7 ALT-Medical Imaging	Jul-22	93	91	100	89				
8 ALT-Mortuary									
9 ALT-Sperrin Suite									
10 ALT-Ward 50									
11 Roe Valley-Xray Dept	Nov-22	91	96	95	83				
12 SWAH-Laboratory	Jun-22	89	93	82	93				
13 SWAH-Medical Imaging	Nov-22	95	96	93	96				
14 SWAH-Mortuary (DS)	Oct-22	93	96	92	92				
15 SWAH-DPU Endoscopy									
16 OHPCC-Endoscopy									
17 OHPCC-Outreach Chemotherapy	May-22	95	99	95	97				
18 OHPCC-Medical Imaging									
<b>Number of Audits This Month</b>		<b>0</b>							
<b>Compliance Rating Todate</b>		<b>44%</b>							
<b>Acute Services - Pharmacy</b>									
1 ALT-Pharmacy									
2 OHPCC-Pharmacy	Jun-22	94	95	86	100				
3 SWAH-Pharmacy									
<b>Number of Audits This Month</b>		<b>0</b>							
<b>Compliance Rating Todate</b>		<b>33%</b>							
<b>Women &amp; Children's Services - Health Care</b>									
1 ALT-Ward 48 Labour									
2 ALT-Ward 47 Midwifery Led									
3 ALT-Ward 45 Ante-natal									
4 ALT-Ward 46 Post-natal									
5 ALT-Ward 43 Gynaecology	Jul-22	88	86	90	88				
6 OHPCC-Womens & Family Health									
7 SWAH-Delivery Suite	Nov-22	92	99	93	97				
8 SWAH-Women's Health Centre	Oct-22	93	93	93	98				
9 ALT-Ward 49 NNICU									
10 ALT-Ward 5									



Ward / Facility	Date of Managerial Audit	Composite Managerial Audit Scores to Date				Previous Ward Audit			
		Overall	C	P	E	Overall	C	P	E
11 ALT-Ward 6 Paediatrics									
12 ALT-Butterfly Lodge	Nov-22	92	94	100	95				
13 ALT-Ward 16									
14 OHPCC-Childrens Centre									
15 SWAH-Neonatal Unit	Nov-22	95	99	97	97				
16 SWAH-Childrens Ambulatory Care	Nov-22	95	100	87	97				
17 SWAH-Childrens Ward	Nov-22								
18 SWAH-Childrens Outpatients	Jun-22	93	97	95	97				
19 ALT-GUM Clinic									
20 SWAH-Milk Bank	Oct-22	94	98	93	89				
<b>Number of Audits This Month</b>		<b>0</b>							
<b>Compliance Rating Todate</b>		<b>40%</b>							
<b>PCOP Services - Primary &amp; Community Care</b>									
1 Carrickmore Health Centre	Nov-22	93	92	93	94				
2 Castlederg Health Centre	Sep-22	91	93	87	92				
3 Claudy Health Centre									
4 Claudy Health Centre Treatment Room									
5 Dungiven Health Centre									
6 Dungiven Health Centre Treatment Room									
7 Erne Health Centre Treatment Room	Sep-22	90	85	91	93				
8 Great James St Health Centre									
9 Great James St Health Centre Treatment Room									
10 Irvinestown Health Centre	Nov-22	93	94	93	92				
11 Irvinestown Health Centre Treatment Room	Nov-22	97	99	94	97				
12 Limavady Health Centre	Oct-22	94	97	92	92				
13 Lisnaskea Health Centre	Nov-22	92	95	89	91				
14 Lisnaskea Health Centre Treatment Room	Nov-22	95	98	94	91				
15 Omagh HC Treatment Room	Dec-22	91	92	98	96				
16 Rapid Response Derry	Sep-22	96	98	99	97				
17 Rapid Response Fermanagh	Sep-22	87	88	82	92				
18 Rapid Response Omagh	May-22	97	99	95	97				
19 Rathmore Belleek Health Centre	Sep-22	82	78	83	86				
20 Rathmore Belleek Health Centre Treatment Room	Sep-22	91	88	84	100				
21 Shantallow Health Centre									
22 Strabane Health Centre									
23 Strabane Health Centre Treatment Room									
24 Waterside Health Centre	Dec-22	94	93	97	93				
25 Waterside Health Centre Treatment Room	Dec-22	91	91	95	87				
<b>Number of Audits This Month</b>		<b>3</b>							

Ward / Facility	Date of Managerial Audit	Composite Managerial Audit Scores to Date				Previous Ward Audit			
		Overall	C	P	E	Overall	C	P	E
<b>Compliance Rating Todate</b>		<b>64%</b>							
<b>PCOP Services - Secondary Care</b>									
1 ALT-Ward 40	Jun-22	92	98	96	92				
2 ALT-Ward 42	Jun-22	94	96	95	97				
3 SWAH - Ambulatory Day Care									
4 SWAH - Ward 5	Oct-22	91	92	90	91				
5 SWAH - Ward 6	Oct-22	93	91	90	97				
6 SWAH - Ward 7	Sep-22	93	96	98	96				
7 OHPCC-Rehab Ward	Nov-22	93	89	95	94				
8 OHPCC-Palliative Ward	Nov-22	94	91	96	96				
9 Waterside-Ward 3	Dec-22	94	98	94	91				
10 Waterside-Ward 4	Dec-22	92	95	90	91				
11 Waterside Hospital Main Areas									
12 PCOPS-OPALS South Wing Clinics									
<b>Number of Audits This Month</b>		<b>2</b>							
<b>Compliance Rating Todate</b>		<b>75%</b>							
<b>PCOP Services - Mental Health</b>									
1 T&F-Ash Villa	Dec-22	95	92	97	95				
2 T&F-Oak A&B									
3 Waterside-Ward 1									
4 Waterside-Ward 2									
<b>Number of Audits This Month</b>		<b>1</b>							
<b>Compliance Rating Todate</b>		<b>25%</b>							
<b>PCOP Services - HSDU</b>									
1 ALT-HSDU	Jul-22	99	98	100	100				
2 OHPCC-HSDU									
<b>Number of Audits This Month</b>		<b>0</b>							
<b>Compliance Rating Todate</b>		<b>50%</b>							
<b>PCOP Services - Care &amp; Accommodation</b>									
1 Beragh Day Centre	Oct-22	91	87	96	91				
2 Creggan Day Centre									
3 Dromore Day Centre	Sep-22	83	80	80	89				
4 Drumhaw Day Centre	Nov-22	93	91	95	93				
5 Foyleville Day Centre									
6 Gortin Day Centre									
7 Gortmore Day Centre	Oct-22	95	93	98	94				
8 Greenfield Residential Home	Oct-22	92	91	94	91				
9 Newtownstewart Day Centre	Oct-22	88	84	88	92				

Ward / Facility	Date of Managerial Audit	Composite Managerial Audit Scores to Date				Previous Ward Audit			
		Overall	C	P	E	Overall	C	P	E
10 Rectory Field Residential Home	Oct-22	94	91	94	97				
11 Seymour Gardens Residential Home	Oct-22	93	87	95	97				
12 Strabane Day Centre	Oct-22	95	99	99	94				
13 Tempo Road Day Centre	Nov-22	91	96	98	94				
14 Thackery Day Centre									
15 Thackery Place Residential Home									
16 William Street Residential Home									
<b>Number of Audits This Month</b>		<b>0</b>							
<b>Compliance Rating Todate</b>		<b>63%</b>							
<b>PCOP Services - AHP</b>									
1 ALT-AHP Centre Adults									
2 ALT-Orthoptic Room	Sep-22	92	91	100	85				
3 ALT-Podiatry									
4 Bridgeview House Child Development Centre									
5 OHPCC-Adult's AHP									
6 OHPCC-Children's AHP									
7 OHPCC-Orthoptic	Jun-22	95	99	97	96				
8 OHPCC-Podiatry									
9 RV-Physiotherapy									
10 SWAH-Adult's AHP	Oct-22	97	95	98	97				
11 SWAH-Children's AHP	Jun-22	93	97	95	97				
12 SWAH-Orthoptics	Sep-22	92	91	86	100				
13 SWAH-Podiatry	Sep-22	91	90	84	98				
14 Woodview Assessment Clinic									
<b>Number of Audits This Month</b>		<b>0</b>							
<b>Compliance Rating Todate</b>		<b>43%</b>							
<b>Adult Mental Health &amp; Disability Services - Mental Health</b>									
1 Acute Day Care, Gransha	Oct-22	97	99	99	97				
2 Alcohol & Drugs (ATU), Omagh	Nov-22	94	99	96	88				
3 Alcohol & Drugs, Woodlea House	Oct-22	97	97	96	98				
4 Arden Centre, Limavady	Oct-22	98	99	100	96				
5 Cityside Recovery team, Slievemore House	Oct-22	94	91	92	98				
6 CMHT Key Worker Accommodation, SWAH	Oct-22	87	80	90	91				
7 Grangewood-Carrick	Oct-22	97	98	97	95				
8 Grangewood-Evish	Oct-22	95	96	97	93				
9 Hillside Day Centre, Strabane									
10 Limavady Recovery Team	Oct-22	97	100	99	92				
11 Lisnamallard Industries, Omagh	Oct-22	92	91	95	91				

Ward / Facility	Date of Managerial Audit	Composite Managerial Audit Scores to Date				Previous Ward Audit			
		Overall	C	P	E	Overall	C	P	E
12 Melrose Day Centre	Oct-22	94	89	96	96				
13 Omagh Recovery and Primary Care Teams	Nov-22	96	97	96	95				
14 Primary Care Liaison, Oldbridge House	Oct-22	93	88	92	98				
15 Psychological Therapies, Oldbridge House	Oct-22	90	83	91	95				
16 Rathview House	Oct-22	96	97	97	94				
17 Strabane Recovery Team	Dec-22	98	99	99	96				
18 T&F-Elm Ward	Sep-22	87	92	95	92				
19 T&F-Erne House	Oct-22	95	97	97	92				
20 T&F-Forensic Service	Oct-22	95	98	96	91				
21 T&F-Lime Ward	Sep-22	93	92	95	91				
22 T&F-Psychiatric Intensive Care	Sep-22	93	92	95	91				
22 T&F-Rowan Villa	Oct-22	93	98	92	91				
23 Waterside Recovery Team	Oct-22	89	85	90	91				
<b>Number of Audits This Month</b>		<b>1</b>							
<b>Compliance Rating Todate</b>		<b>96%</b>							
<b>Adult Mental Health &amp; Disability Services - Learning Disability</b>									
1 Beltany Respite Facility									
2 Benbradagh ATC									
3 Berryburn Centre, Lakeview Hospital	Oct-22	96	92	99	97				
4 Cottage Adult Respite									
5 Creamery Residential Facility									
6 Evergreen Centre									
7 Glenside ATC									
8 Lackaboy 2	Dec-22	94	94	96	92				
9 Lakeview Support Area	Oct-22	95	100	95	90				
10 Lakeview-Brook Treatment Room	Oct-22	95	95	96	93				
11 Lakeview-Melvin Lodge	Oct-22	96	98	98	93				
12 Lisnaskea	Dec-22	96	95	98	94				
13 Mantlin Residential Facility									
14 Maybrook ATC									
15 Omagh Centre	Oct-22	94	97	95	91				
16 Ralphs Close	Nov-22	98	99	99	95				
17 Strule Lodge	Oct-22	95	97	91	97				
<b>Number of Audits This Month</b>		<b>2</b>							
<b>Compliance Rating Todate</b>		<b>53%</b>							
<b>Adult Mental Health &amp; Disability Services - Physical Disability</b>									
1 ALT-Spruce House	Dec-22	91	90	95	89				
2 Glen Oaks previously FDRC									

Ward / Facility	Date of Managerial Audit	Composite Managerial Audit Scores to Date				Previous Ward Audit			
		Overall	C	P	E	Overall	C	P	E
3 Drumcoo Day Centre, Eniskillen									
<b>Number of Audits This Month</b>		<b>1</b>							
<b>Compliance Rating Todate</b>		<b>33%</b>							
<b>TOTAL NUMBER OF AUDITS THIS MONTH</b>		<b>10</b>							
<b>OVERALL COMPLIANCE RATING</b>		<b>61%</b>							

**Score Rating:**

- >= 91
- >= 75 and <= 90
- <= 74
- No audit done/No report received to date