

Trust Board Environmental Cleanliness Audit Report Overview Oct - Dec 2019

Bi-Monthly:	
October:	
Scores less than 75%:	None
Partial-compliant	None
1 out of 2 audits completed and reported:	Sperrin Suite
Overall Compliance:	98%
November:	
Scores less than 75%:	None
No audit completed/reported:	Theatre 4, DESU 3 & DESU Recovery
1 out of 2 audits completed and reported:	
Overall Compliance:	83%
December:	
Scores less than 75%:	None
No audit completed/reported:	DESU Theatres 1, 3, 4 & Recovery Alt Theatres 1, 2, 3, 4, 5, 6 & 7 Alt Theatres Recovery & Paediatrics DCU Zone 2 Recovery, Theatre & Eye Theatre Alt Cath Lab 1
1 out of 2 audits completed and reported:	
Overall Compliance:	53%
Quarterly:	
Scores less than 75%:	None
No audit completed/reported:	Alt Wards 31, 32, 41, 44, 16, 40, 42 Alt Head and Neck & A&E Breast Unit Intervention & OPALS SWAH Wards 6 & 7 Spruce House
End of the quarter compliance:	82%
6-Monthly:	
Scores less than 75%:	Drumcoo Day Centre for Cleaning

No audit completed/reported:	OHPCC Pain Management
	OHPCC Medical Imaging
	Alt Haematology, Microbiology
	SWAH Laboratory
	Podiatry Irvinestown HC
	Acute Day Centre Gransha
	Hillside Day Centre Strabane
	Glen Oaks

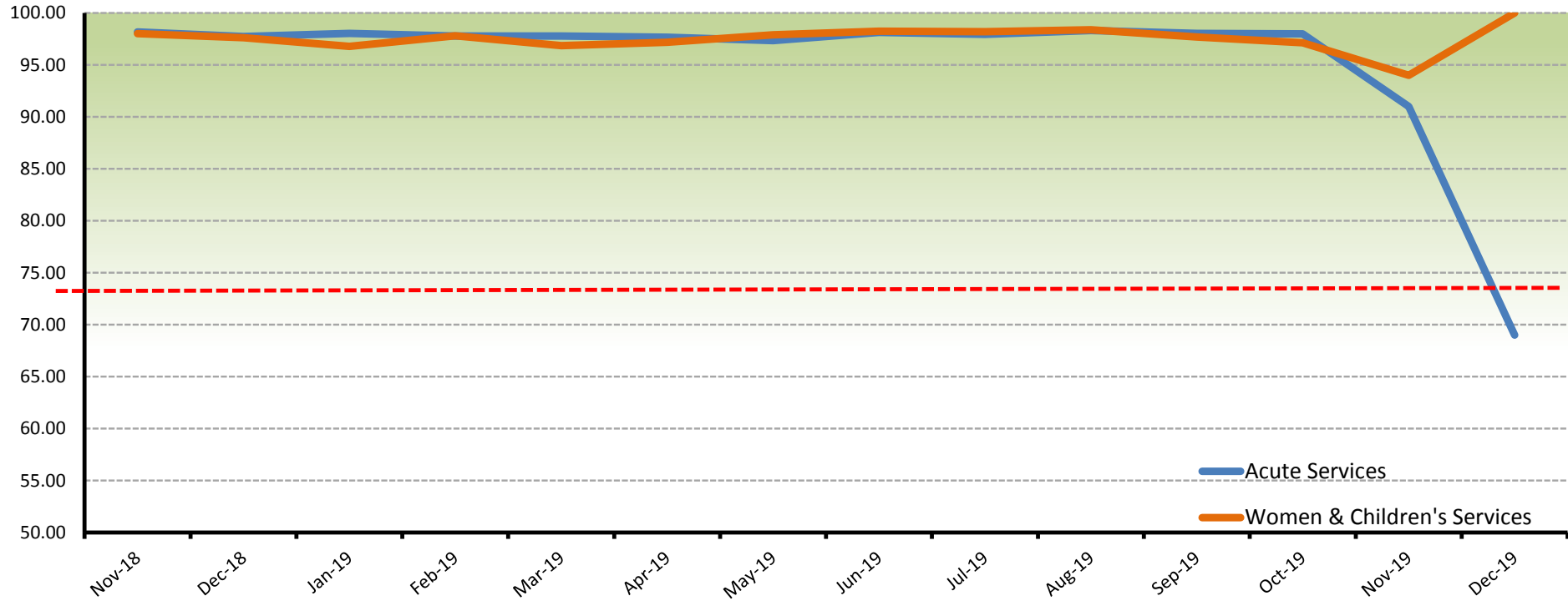
End of the 6-month compliance:	88%
--------------------------------	-----

Managerial:

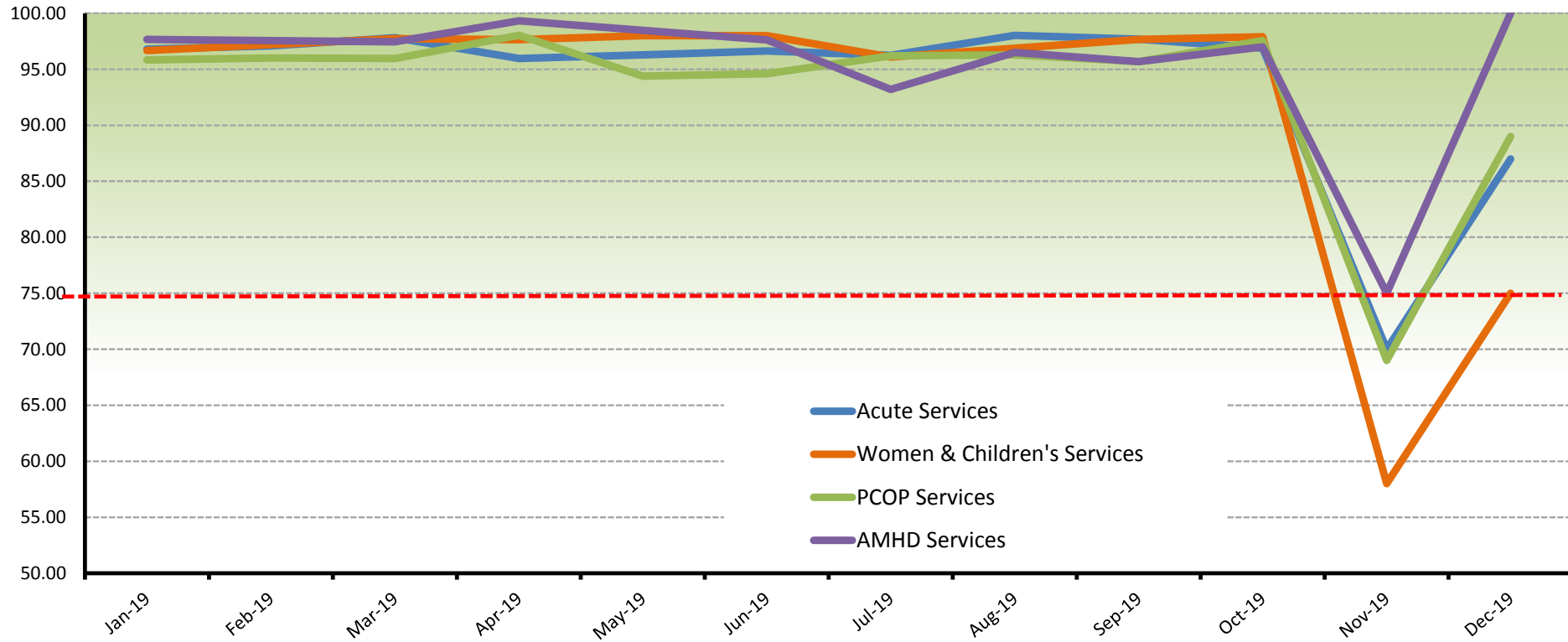
Scores less than 75%:	None from Oct to Dec reported
-----------------------	-------------------------------

Compliance:	56%
-------------	-----

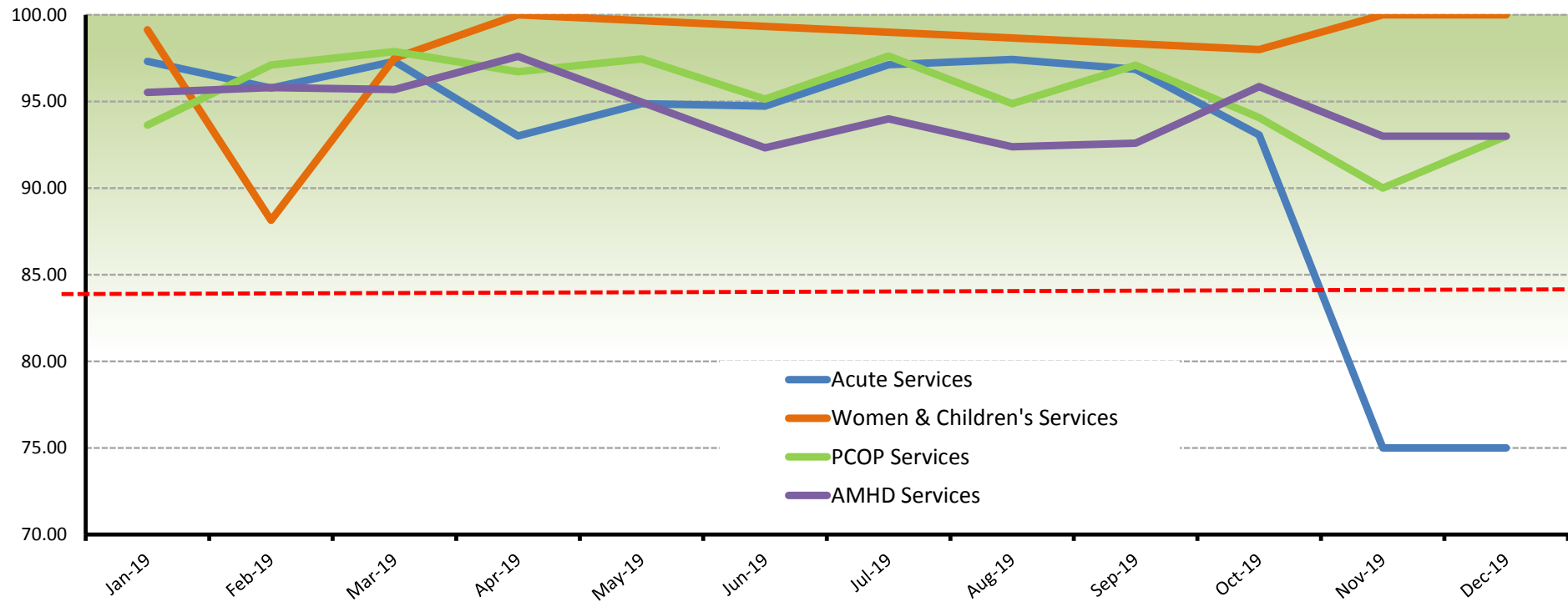
Directorates' Bi-Monthly Environmental Cleanliness Audits Average Scores



Directorates' Quarterly Environmental Cleanliness Audits Average Scores



Directorates' 6-Monthly Environmental Cleanliness Audits Average Scores



Managerial Environmental Cleanliness Audit Report

- 1 The Managerial Audit is an unannounced audit conducted by a team of Senior Staff with the objective of providing check and balance of self-assessed audits.
- 2 One (1) full audit per year per ward / department is required to be completed.
- 3 By the end of each quarter, each Division should have at least accomplished 25% compliance rating.
- 4 Action should be taken against results that have high discrepancy in scores between the managerial audit and ward audit.

Ward / Facility	Date of Managerial Audit	Composite Managerial Audit Scores to Date				Previous Ward Audit			
		Overall	C	P	E	Overall	C	P	E
Acute Services - Surgery									
1 ALT-DESU									
2 ALT-ICU									
3 ALT-HDU									
4 ALT-Theatre - 1									
5 ALT-Theatre - 2									
6 ALT-Theatre - 3									
7 ALT-Theatre - 4									
8 ALT-Theatre - 5									
9 ALT-Theatre - 6									
10 ALT-Theatre - 7									
11 ALT-Theatres - Recovery									
12 ALT-DCU - Theatre									
13 ALT-DCU - Eye Theatre									
14 ALT-Ward 31	Jul-19	96	97	96	96	99	98	100	98
15 ALT-Ward 2 TOU	May-19	87	92	85	84	97	97	94	100
16 ALT-Ward 32 ESU									
17 ALT-Ward 7	May-19	95	93	95	97	98	98	98	97
18 ALT-Head & Neck Ward	May-19	87	92	88	81	99	98	99	99
19 ALT-Elective Orthopaedics Unit									
20 ALT-Fracture Clinic									
21 ALT-Ophthalmology									
22 ALT-Outpatients									
23 ALT-Pre-Op Assessment	May-19	95	91	95	100	95	91	95	100
24 OHPCC-Main Theatres /Anaesthetic Rooms									
25 OHPCC-DPU Stage 2 Recovery									
26 OHPCC-Outpatients	May-19	89	84	89	94	90	83	98	98
27 OHPCC-Pain Clinic									
28 OHPCC-Pre-Op Assessment	May-19	89	84	89	94	97	94	98	99

Ward / Facility	Date of Managerial Audit	Composite Managerial Audit Scores to Date				Previous Ward Audit			
		Overall	C	P	E	Overall	C	P	E
29 SWAH-Critical Care	Jul-19	94	97	93	91	98	98	97	98
30 SWAH-DPU Ward	Sep-19	97	98	96	98				
31 SWAH-Ward 8	Apr-19	92	93	89	94	94	90	96	94
32 SWAH-Ward 9	Oct-19	87	87	86	89				
33 SWAH-Main Theatres	May-19	86	91	76	90	96	93	97	98
34 SWAH-Outpatients	May-19	93	91	97	90	92	87	93	95
35 SWAH-Pre-Op Assessment	May-19	93	91	97	90	97	94	97	100
36 Roe Valley-Outpatients									
37 Urology Specialist Nurses Clinic									
Number of Audits This Month		0							
Compliance Rating Todate		38%							
Acute Services - Emergency									
1 ALT-A&E									
2 ALT-Ward 41 AMU									
3 ALT-Anderson's House	Jul-19	100	100	99	100	96	96	100	92
4 ALT-Cardiac Investigations									
5 ALT-Cath Lab	May-19	97	100	100	90				
6 ALT-Cath Lab 2	May-19	97	100	100	90				
7 ALT-CCU									
8 ALT-ACU	Jul-19	100	100	100	100				
9 ALT-Ward 24 previously Ward 1	Apr-19	91	83	90	99	97	91	100	100
10 ALT-Renal Unit	Oct-19	89	94	87	87				
11 ALT-Ward 22 previously Ward 20									
12 ALT-Ward 9 Rheumatology Infusion Unit									
13 ALT-Ward 21 Respiratory Nurse Specialists									
14 ALT-Ward 26 previously Ward 3									
15 ALT-Ward 44	Jun-19	93	90	96	93	98	96	100	96
16 SWAH-Accident & Emergency	Apr-19	88	90	87	86	91	91	86	96
17 SWAH-Cardiac Unit	Oct-19	86	91	85	83				
18 SWAH-Ward 1 MSAU									
19 SWAH-Ward 2	May-19	91	90	92	91	96	97	95	95
20 SWAH-Ward 3	Jun-19	84	80	84	88	98	97	99	98
21 SWAH-Cardiac Investigations	Apr-19	90	90	93	87	92	87	95	93
22 OHPCC-Cardiac Assessment Unit	May-19	92	92	92	92				
23 OHPCC-Cardiac Investigations									
24 OHPCC-Renal Unit	May-19	95	93	95	98	98	95	99	100
25 OHPCC-Urgent Care Centre	May-19	92	92	92	92				
Number of Audits This Month		0							
Compliance Rating Todate		60%							

Ward / Facility	Date of Managerial Audit	Composite Managerial Audit Scores to Date				Previous Ward Audit			
		Overall	C	P	E	Overall	C	P	E
Acute Services - Diagnostics & Clinical Support									
1 ALT-Biochemistry									
2 ALT-Breast Screening Unit	Apr-19	94	95	97	91	98	96	97	100
3 ALT-Cancer Centre Radiology									
4 ALT-Cancer OPD									
5 ALT-Endoscopy									
6 ALT-Laboratory									
7 ALT-Medical Imaging									
8 ALT-Body Store	Jul-19	100	100	100	100	97	97	98	97
9 ALT-Sperrin Suite									
10 ALT-Ward 50	Jul-19	96	96	98	95	97	95	99	98
11 Roe Valley-Xray Dept									
12 SWAH-Laboratory	Aug-19	91	96	90	87	94	90	95	98
13 SWAH-Medical Imaging									
14 SWAH-Body Store	Jun-19	83	83	80	88	100	96	100	100
15 SWAH-DPU Endoscopy	Sep-19	97	98	96	98				
16 OHPCC-Endoscopy									
17 OHPCC-Outreach Chemotherapy	Jul-19	94	97	91	92	98	99	97	97
18 OHPCC-Medical Imaging	Apr-19	97	96	98	98	99	99	99	100
Number of Audits This Month		0							
Compliance Rating Todate		44%							
Acute Services - Pharmacy									
1 ALT-Pharmacy	Jun-19	91	89	89	96	98	100	99	97
2 OHPCC-Pharmacy	Jun-19	94	99	89	93	100	99	100	100
3 SWAH-Pharmacy									
Number of Audits This Month		0							
Compliance Rating Todate		67%							
Women & Children's Services - Health Care									
1 ALT-Ward 48 Labour									
2 ALT-Ward 47 Midwifery Led									
3 ALT-Ward 45 Ante-natal									
4 ALT-Ward 46 Post-natal									
5 ALT-Ward 43 Gynaecology									
6 OHPCC-Womens & Family Health									
7 SWAH-Delivery Suite	Jul-19	96	99	95	94	96	98	96	96
8 SWAH-Women's Health Centre	Nov-19	90	90	87	92				
9 ALT-Ward 49 NNICU									
10 ALT-Ward 6 Paediatrics									

Ward / Facility	Date of Managerial Audit	Composite Managerial Audit Scores to Date				Previous Ward Audit			
		Overall	C	P	E	Overall	C	P	E
11 ALT-Butterfly Lodge									
12 ALT-Ward 16									
13 OHPCC-Childrens Centre	Sep-19	96	94	96	98	97	94	99	100
14 SWAH-Neonatal Unit	Jul-19	97	97	97	96	97	96	98	97
15 SWAH-Childrens Ambulatory Care	Jun-19	94	93	96	95				
16 SWAH-Childrens Ward	Oct-19	96	98	98	91				
17 SWAH-Childrens Outpatients	Sep-19	96	98	96	94	98	98	98	98
18 ALT-GUM Clinic	Jul-19	98	100	98	97	99	98	99	99
19 SWAH-Milk Bank									
Number of Audits This Month		1							
Compliance Rating Todate		42%							
Women & Children's Services - Physical Disability									
1 ALT-Spruce House									
2 Glen Oaks previously FDRC									
3 Drumcoo Day Centre, Eniskillen									
Number of Audits This Month		0							
Compliance Rating Todate		0%							
PCOP Services - Primary & Community Care									
1 Carrickmore Health Centre	Sep-19	51	60	52	40				
2 Castleberg Health Centre	Sep-19	89	97	81	88				
3 Claudy Health Centre									
4 Claudy Health Centre Treatment Room									
5 Dungiven Health Centre									
6 Dungiven Health Centre Treatment Room									
7 Erne Health Centre Treatment Room	Sep-19	93	92	98	87	100	99	100	100
8 Great James St Health Centre	Aug-19	86	76	86	95				
9 Great James St Health Centre Treatment Room	Aug-19	96	90	98	98	99	98	100	100
10 Irvinestown Health Centre	Jul-19	76	61	77	94				
11 Irvinestown Health Centre Treatment Room	Jul-19	96	88	100	100	98	95	99	100
12 Irvinestown Podiatry	Jul-19	88	100	81	82				
13 Limavady Health Centre	Aug-19	88	93	79	94				
14 Lisnaskea Dental									
15 Lisnaskea Health Centre	Jun-19	75	80	66	80				
16 Lisnaskea Health Centre Treatment Room	Jun-19	88	84	94	85	94	94	98	90
17 Lisnaskea Podiatry	Jun-19	92	86	91	100				
18 Omagh HC Treatment Room	May-19	92	92	92	92				
19 Rapid Response Derry	Oct-19	91	98	93	83				
20 Rapid Response Fermanagh	Sep-19	95	94	96	95	93	86	92	100

Ward / Facility	Date of Managerial Audit	Composite Managerial Audit Scores to Date				Previous Ward Audit			
		Overall	C	P	E	Overall	C	P	E
21 Rapid Response Omagh	Jul-19	94	97	91	92				
22 Rathmore Belleek Health Centre	Jul-19	90	98	86	87				
23 Rathmore Belleek Health Centre Treatment Room	Jul-19	94	93	94	95	98	100	91	100
24 Shantallow Health Centre	Nov-19	85	90	81	85				
25 Strabane Health Centre	May-19	81	91	66	87				
26 Strabane Health Centre Treatment Room	May-19	90	93	92	85	95	94	100	92
27 Waterside Health Centre	Jun-19	87	86	81	94				
28 Waterside Health Centre Treatment Room	Jun-19	92	90	92	93	99	100	97	99
Number of Audits This Month		1							
Compliance Rating Todate		82%							
PCOP Services - Secondary Care									
1 ALT-Ward 40									
2 ALT-Ward 42									
3 SWAH - Ambulatory Day Care									
4 SWAH - Ward 5	Jul-19	89	88	91	89	87	84	88	89
5 SWAH - Ward 6	Jul-19	87	84	88	89	88	87	87	91
6 SWAH - Ward 7	Jun-19	88	87	87	91	94	87	99	96
7 OHPCC-Rehab Ward									
8 OHPCC-Ward 5 Palliative									
9 Waterside-Ward 3	Jun-19	89	84	92	90	98	96	100	98
10 Waterside-Ward 4	Jun-19	92	89	91	97	98	98	100	96
11 Waterside Hospital Main Areas									
12 PCOPS-OPALS South Wing Clinics	Apr-19	91	91	81	100	93	85	97	98
Number of Audits This Month		0							
Compliance Rating Todate		50%							
PCOP Services - Mental Health									
1 T&F-Ash Villa	Jul-19	93	91	93	94	98	94	99	100
2 T&F-Oak A&B	Jul-19	96	97	97	92	99	98	100	100
3 Waterside-Ward 1	Jun-19	97	97	96	98	98	96	100	99
4 Waterside-Ward 2	Jun-19	97	96	95	99	98	97	100	96
Number of Audits This Month		0							
Compliance Rating Todate		100%							
PCOP Services - HSDU									
1 ALT-HSDU	Jun-19	98	95	99	98	97	95	99	98
2 OHPCC-HSDU									
Number of Audits This Month		0							
Compliance Rating Todate		50%							
PCOP Services - Care & Accommodation									

Ward / Facility	Date of Managerial Audit	Composite Managerial Audit Scores to Date				Previous Ward Audit			
		Overall	C	P	E	Overall	C	P	E
1 Beragh Day Centre									
2 Creggan Day Centre	Nov-19	98	95	98	99				
3 Dromore Day Centre									
4 Drumhaw Day Centre	Oct-19	94	98	96	88				
5 Foyleville Day Centre	Nov-19	88	88	91	85				
6 Gortin Day Centre									
7 Gortmore Day Centre	Nov-19	88	91	91	82				
8 Greenfield Residential Home									
9 Newtownstewart Day Centre	Oct-19	90	99	85	86				
10 Rectory Field Residential Home	Oct-19	94	97	97	89				
11 Seymour Gardens Residential Home	Oct-19	96	98	99	92				
12 Strabane Day Centre									
13 Tempo Road Day Centre	Oct-19	87	97	83	80				
14 Thackery Day Centre	Nov-19	93	96	92	91				
15 Thackery Place Residential Home	Nov-19	91	96	91	87				
16 William Street Residential Home	Nov-19	98	97	98	99				
Number of Audits This Month		6							
Compliance Rating Todate		69%							
PCOP Services - AHP									
1 ALT-AHP Centre Adults									
2 ALT-Orthoptic Room	Jul-19	79	79	70	89	97	97	100	93
3 ALT-Podiatry	Jul-19	98	92	93	91				
4 Bridgeview House Child Development Centre									
5 OHPCC-Adult's AHP	Oct-19	92	96	82	99				
6 OHPCC-Children's AHP									
7 OHPCC-Orthoptic									
8 OHPCC-Podiatry	Jul-19	93	93	91	96				
9 RV-Physiotherapy									
10 SWAH-Adult's AHP	Jun-19	90	89	88	90	95	97	90	97
11 SWAH-Children's AHP	Sep-19	96	98	96	94				
12 SWAH-Orthoptics	Jul-19	86	88	70	100	92	87	89	100
13 SWAH-Podiatry	May-19	88	87	93	86				
14 Woodview Assessment Clinic									
Number of Audits This Month		0							
Compliance Rating Todate		57%							
Adult Mental Health & Disability Services - Mental Health									
1 Acute Day Care, Gransha									
2 Alcohol & Drugs (ATU), Omagh									

Ward / Facility	Date of Managerial Audit	Composite Managerial Audit Scores to Date				Previous Ward Audit			
		Overall	C	P	E	Overall	C	P	E
3 Alcohol & Drugs, Woodlea House									
4 Arden Centre, Limavady	Oct-19	98	96	98	100				
5 Carrick, Grangewood									
6 Cityside Recovery team, Slievemore House	Nov-19	88	87	86	91				
7 CMHT Key Woker Accommodation, SWAH									
8 Evisk, Grangewood									
9 Hillside Day Centre, Strabane									
10 Limavady Recovery Team									
11 Lisnamallard Industries, Omagh	Oct-19	98	99	100	94				
12 Melrose Day Centre									
13 Omagh Recovery and Primary Care Teams	Jul-19	95	99	89	97				
14 Primary Care Liaison, Oldbridge House									
15 Psychological Therapies, Oldbridge House									
16 Rathview House	Sep-19	96	97	98	94				
17 Strabane Recovery Team									
18 T&F-Elm Ward									
19 T&F-Erne House	Sep-19	96	94	97	97				
20 T&F-Forensic Service									
21 T&F-Lime Ward									
22 T&F-Psychiatric Intensive Care									
23 T&F-Rowan Villa									
24 Waterside Recovery Team									
Number of Audits This Month		1							
Compliance Rating Todate		25%							
Adult Mental Health & Disability Services - Learning Disability									
1 Beltany Respite Facility	Nov-19	90	93	88	88				
2 Benbradagh ATC	Nov-19	97	98	97	97				
3 Berryburn Centre, Lakeview Hospital	Oct-19	98	95	100	100				
4 Cottage Adult Respite	Nov-19	98	96	100	98				
5 Creamery Residential Facility									
6 Evergreen Centre	Nov-19	94	90	98	95				
7 Glenside ATC									
8 Lackaboy 2	Nov-19	93	97	94	87				
9 Lakeview Support Area	Oct-19	93	93	100	86				
10 Lakeview-Brook Treatment Room									
11 Lisnaskea	Nov-19	92	94	89	91				
12 Mantlin Residential Facility									
13 Maybrook ATC	Sep-19	93	94	91	95	96	93	100	94
14 Omagh Centre	Nov-19	86	87	85	86				

Ward / Facility	Date of Managerial Audit	Composite Managerial Audit Scores to Date				Previous Ward Audit			
		Overall	C	P	E	Overall	C	P	E
15 Ralphs Close	Sep-19	89	87	90	90	98	96	100	99
16 Strule Lodge	Oct-19	95	93	98	94				
Number of Audits This Month		7							
Compliance Rating Todate		75%							
TOTAL NUMBER OF AUDITS THIS MONTH		16							
OVERALL COMPLIANCE RATING		56%							