



Department for the
Economy
www.economy-ni.gov.uk

SKILLS
TO SUCCEED

APPRENTICESHIPS

STATISTICAL BULLETIN

ApprenticeshipsNI 2013

Quarterly Statistics from August 2013 to October 2016

Published 22nd February 2017



Northern Ireland
Statistics and Research Agency

TABLE OF CONTENTS

Section	Page
<u>INTRODUCTION</u>	2
<u>HIGHLIGHTS</u>	4
<u>KEY STATISTICS</u>	5
<u>Starts</u>	5
<u>Occupancy</u>	7
<u>Leavers and Main Outcomes</u>	10
<u>Performance Monitoring – Performance against Programme Targets</u>	11
<u>NOTES TO READERS</u>	12
<u>STATISTICAL TABLES</u>	17

INTRODUCTION

Coverage

This Statistical Bulletin is part of a biannual series published by the Department for the Economy (DfE) to provide key information on the [ApprenticeshipsNI 2013](#) programme and contains data to October 2016.

The statistics presented in this Bulletin cover a range of topics including starts, occupancy, leavers and outcomes for participants on ApprenticeshipsNI 2013. For more information on the coverage please see the [Notes to Readers](#) section.

Policy and Operational Context

ApprenticeshipsNI 2013 aims to provide participants with the opportunity to take part in a Level 2/Level 3 Apprenticeship where the apprentice, in paid employment from day one, works towards achieving an industry-approved Level 2/Level 3 Apprenticeship Framework.

ApprenticeshipsNI 2013 aims to:

- provide apprentices with the knowledge, understanding, and competence to work at a higher level in their chosen occupation;
- offer high quality training to fulfil the requirements of an appropriate Apprenticeship Framework;
- contribute to raising the skills level of the Northern Ireland workforce;
- provide opportunities for progression to further and higher education and training; and
- encourage the direct involvement of employers in training key personnel.

Figures in this Statistical Bulletin are solely in respect of participants on ApprenticeshipsNI 2013. The original ApprenticeshipsNI programme was introduced for new starts from September 2007 to replace the Jobskills programme.

This bulletin does not include information or statistics on the ApprenticeshipsNI 2008 contract as the overwhelming majority of participants on this version of the programme have now left. Relevant statistics for this contract can be found in tables on the DfE website and in versions of this bulletin published on or before 24 February 2016.

Who will be interested?

The information presented in this Statistical Bulletin will be of interest to a wide variety of people including training suppliers and employers. For example, the statistics in and derived from this Bulletin are currently used by DfE policy officials in their role of assisting and advising the Minister for the Economy to discharge his duties; by the Northern Ireland Assembly and the Department for the Economy committee to scrutinise DfE training programmes; and by DfE policy officials in order to monitor performance of the programme. Other interested parties include academics, the private sector and the general public.

Structure

This Bulletin analyses key statistical information for this programme and data have been provided on numbers participating in ApprenticeshipsNI 2013; on key personal characteristics of participants (such as gender and background); on the ApprenticeshipsNI 2013 provision undertaken within the programme; and on outcomes gained by participants.

The Bulletin consists of three sections:

- [Key Statistics](#) – Highlights the main facts from the statistical tables.
- [Notes to Readers](#) – Provides further information on programme design and terminology.
- [Statistical Tables](#) – Includes statistics on the options undertaken within the programme; on starts; on leavers; on numbers participating in the programme; on key personal characteristics of participants (such as gender and background); and on qualifications and outcomes gained by participants.

It should be noted that this Bulletin does not represent the full apprenticeships position in Northern Ireland. The Jobskills Programme was replaced in September 2007 for new starts, however existing Jobskills participants continued to progress within Jobskills until their natural conclusion. Jobskills Modern Apprentices are not included in the figures within this Bulletin.

In addition, opportunities are also now available through the [Higher Level Apprenticeships](#) pilot project for those wishing to gain qualifications from level 4 to level 8. Higher Level Apprenticeships will be reported on separately; therefore figures for these apprenticeships are not included in this bulletin.

HIGHLIGHTS

- 16-24 year olds make up 91% of all those participants starting in the current academic year.
- Level 3 Apprenticeships account for 41% of all those participants starting in the current academic year.
- Food Manufacture (Level 2), Electrotechnical (Level 2/3) and Health and Social Care (Level 3) are the most popular frameworks by occupancy for the current quarter.
- Males account for 67% of current participants. The gap between male and female is largest in the Level 2/3 Apprenticeship group, where males account for 86% of participants.
- Targeted full frameworks were achieved by 60% of all participants between the 2013/14 and 2016/17 academic years.

Starts

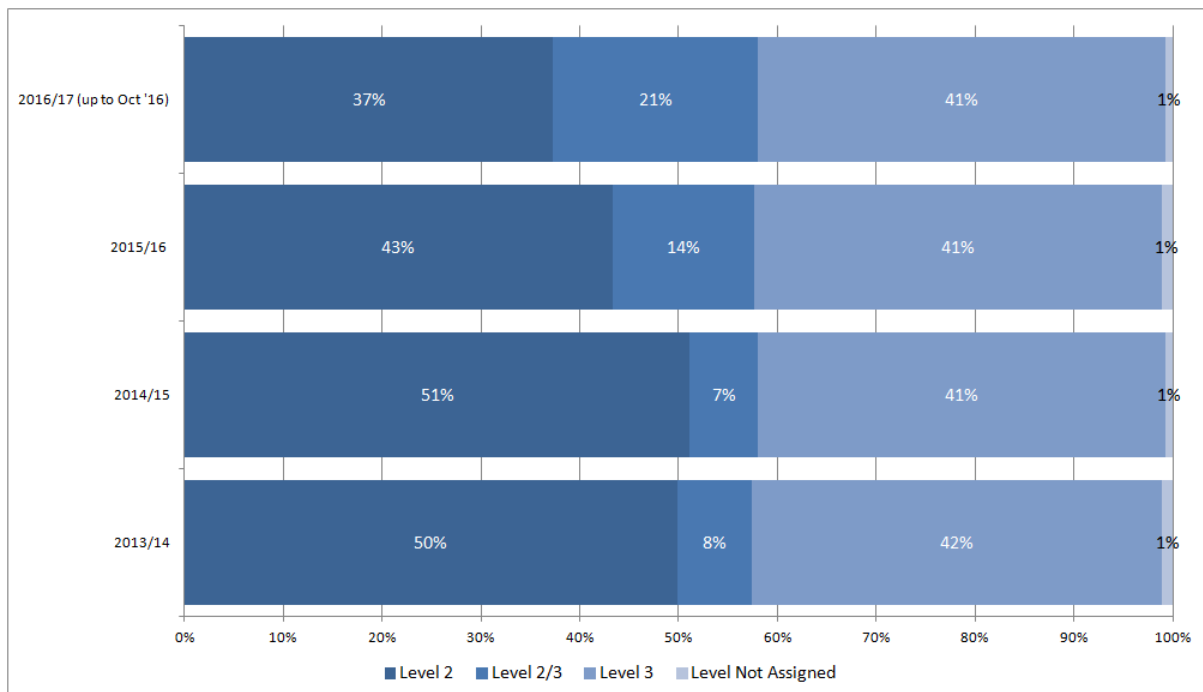
Between the academic years 2013/14 and 2016/17 (up to October 2016), 19,282 participants started ApprenticeshipsNI 2013. Of this total, 47% have been targeted at Level 2, 11% at Level 2/3 and 41% at Level 3.

The total number of participants starting at all levels for full academic years has been steadily increasing (2013/14: 5202, 2014/15: 5,451, 2015/16: 6083). A total of 2,545 participants have started in the latest academic year to October 2016.

Figure 1 shows that the proportion of participants starting on Level 2 apprenticeships has decreased in 2016/17 (up to October 2016). In the current academic year 2016/17, the proportion of Level 2 starts is 37%.

The proportion of participants entering the programme at Level 3 has remained steady over the programme duration. For the current academic year, this figure is 41%.

Figure 1: ApprenticeshipsNI 2013 Starts by level of study (2013/14 to 2016/17)



Source: Data extracted from the Department's Client Management System on 27th January 2017.

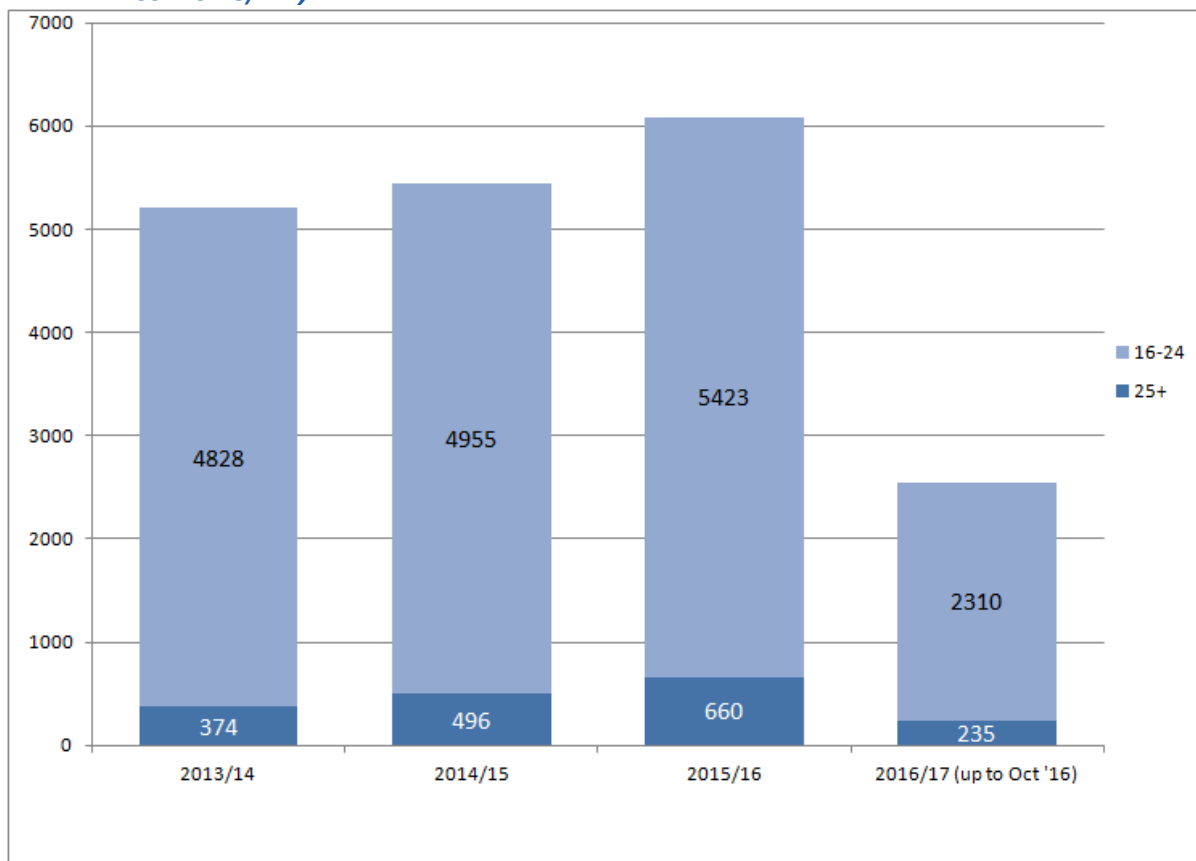
Figure 2 shows that the total number of participants between the ages of 16 and 24 was similar for the three full academic years of the ApprenticeshipsNI 2013 contract. In the current academic year, 2016/17 (up to October 2016), 2,310 participants aged 16-24 have commenced an apprenticeship.

From September 2007 ApprenticeshipsNI was aimed at individuals aged 16-24; however in September 2008 they became all-age apprenticeships. From August 2012 adult apprenticeships have been restricted to the priority economic sectors needed to rebalance the economy.

In the current year 9% of ApprenticeshipsNI 2013 starts were aged over 25, a similar figure to previous years. (Figure 2).

In 2013/14, 2014/15 and 2015/16, females made up 41%, 40% and 40% of all new starters in each year respectively. This figure has dropped to 27% in the current year, although this could change when results for the remainder of the year are known.

Figure 2: ApprenticeshipsNI 2013 Starts by age at start of programme (2013/14 to 2016/17)



Source: Data extracted from the Department's Client Management System on 27th January 2017.

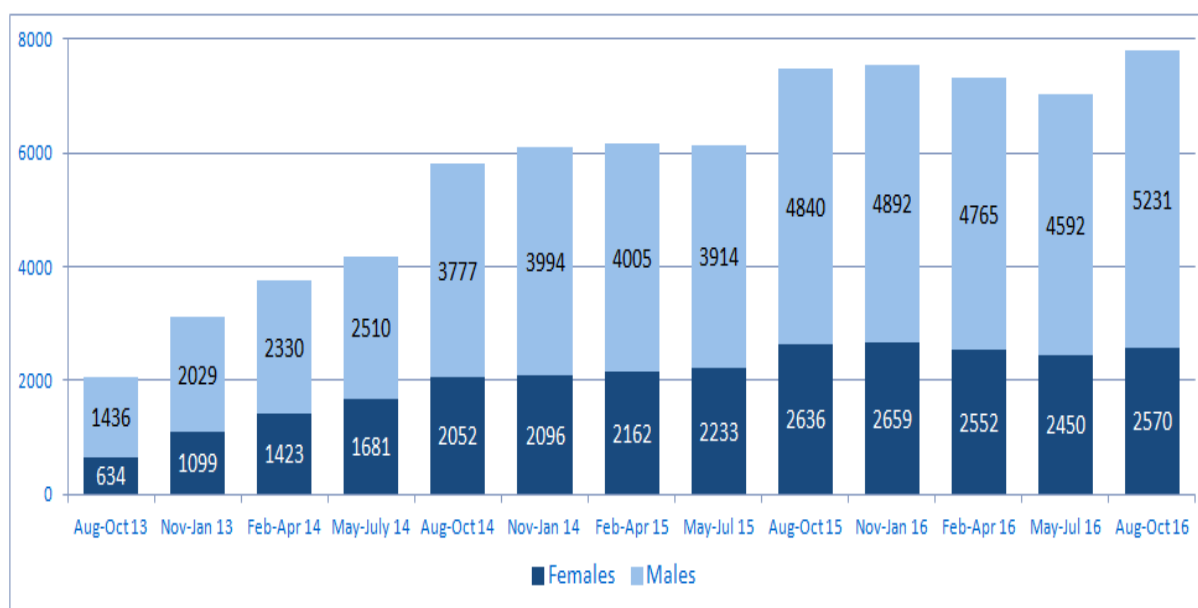
See [Section 1](#) of the Statistical Tables for further information on starts.

Occupancy

Between the quarters ending October 2013 and October 2016, the number of participants on ApprenticeshipsNI 2013 (at the end of the quarter) increased from 2,070 to 7,801. It should be noted that as apprenticeships can take up to four years to complete, there is a cumulative effect for the number of participants on programme each year.

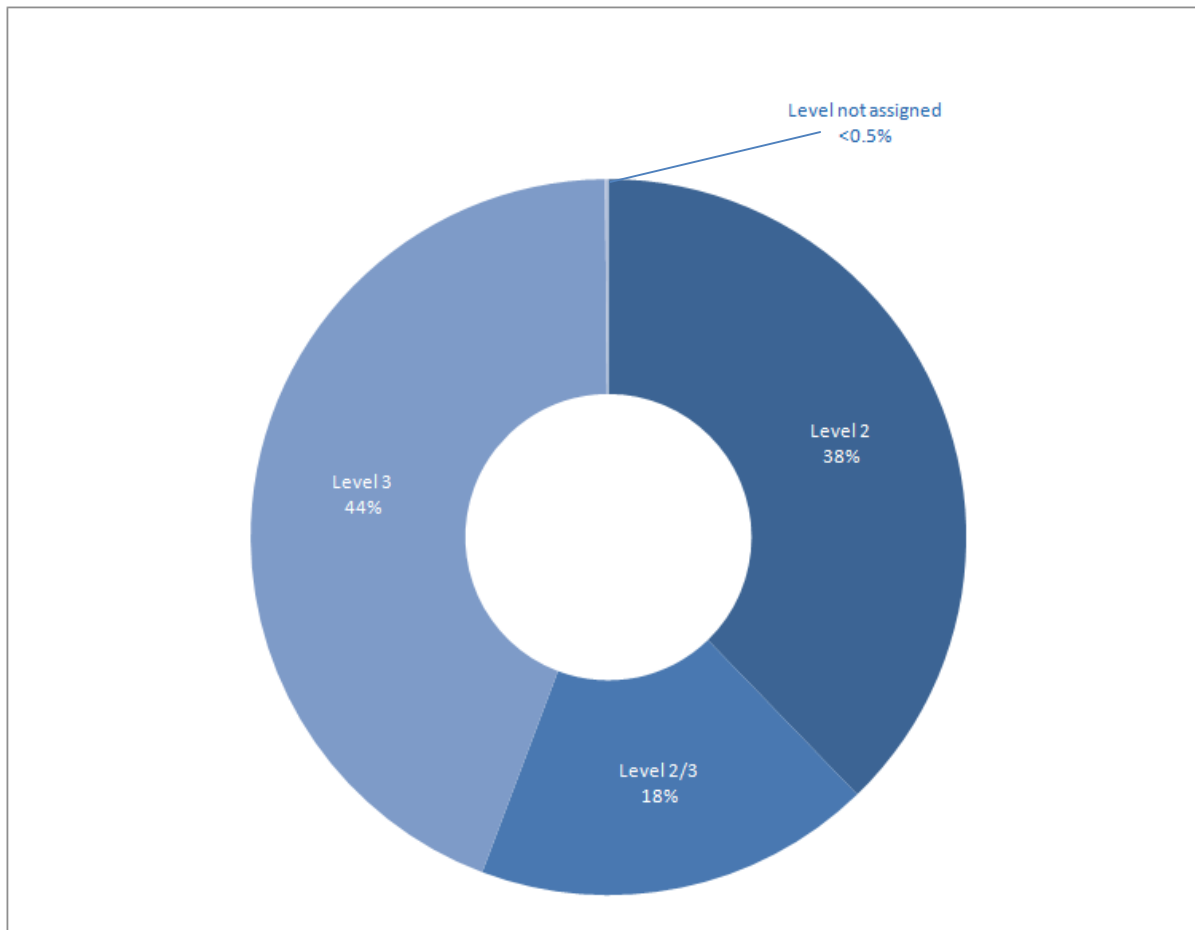
Figure 3 shows that at the start of the programme in October 2013, there were predominantly more male apprentices than female. Male and female participation on the programme has become slightly more evenly balanced since then, although males still outnumber females on the programme by over two to one.

Figure 3: All participants on ApprenticeshipsNI 2013 by gender (October 2013 to October 2016)



Source: Data extracted from the Department's Client Management System on 27th January 2017.

Figure 4: All participants on ApprenticeshipsNI 2013 by level (October 2016) (1)



(1) 'Level not assigned' includes those participants for whom framework has not been recorded by the Supplier.

Source: Data extracted from the Department's Client Management System on 27th January 2017.

Figure 4 shows the percentage of occupants at each level of ApprenticeshipsNI 2013 at the end of October 2016. Of the total of 7,801 participants, 2,946 were on Level 2; 1,402 were on Level 2/3, and 3,441 participants were on the Level 3 route.

The two most common frameworks at Level 2 based on current occupancy are Food Manufacture and Engineering. For Level 2/3, the top two are Electrotechnical and Engineering, and for Level 3, the top two are Health and Social Care and Engineering.

There is a marked divide between males and females for particular frameworks. For example, all participants on Construction Crafts and Heating, Ventilation, Air Conditioning and Refrigeration frameworks, amongst others, are male. Female participation is highest on frameworks such as Beauty Therapy (100%) and Child Care, Learning and Development (99%). Popular frameworks where participation by gender is more balanced are Retail (53% male, 47% female) and Food Manufacture (55% male, 45% female).

The ApprenticeshipsNI 2013 provision is employer/demand led. The gender divide is a reflection of employment in various occupational areas and is outside the control of ApprenticeshipsNI 2013 and the Department for the Economy. A full breakdown of frameworks studied by gender is available at Section 2, table 2.2.

Figure 5 shows the number of participants on ApprenticeshipsNI 2013 Equality Groups at October 2016, broken down by Level. Please note that, due to the small numbers of

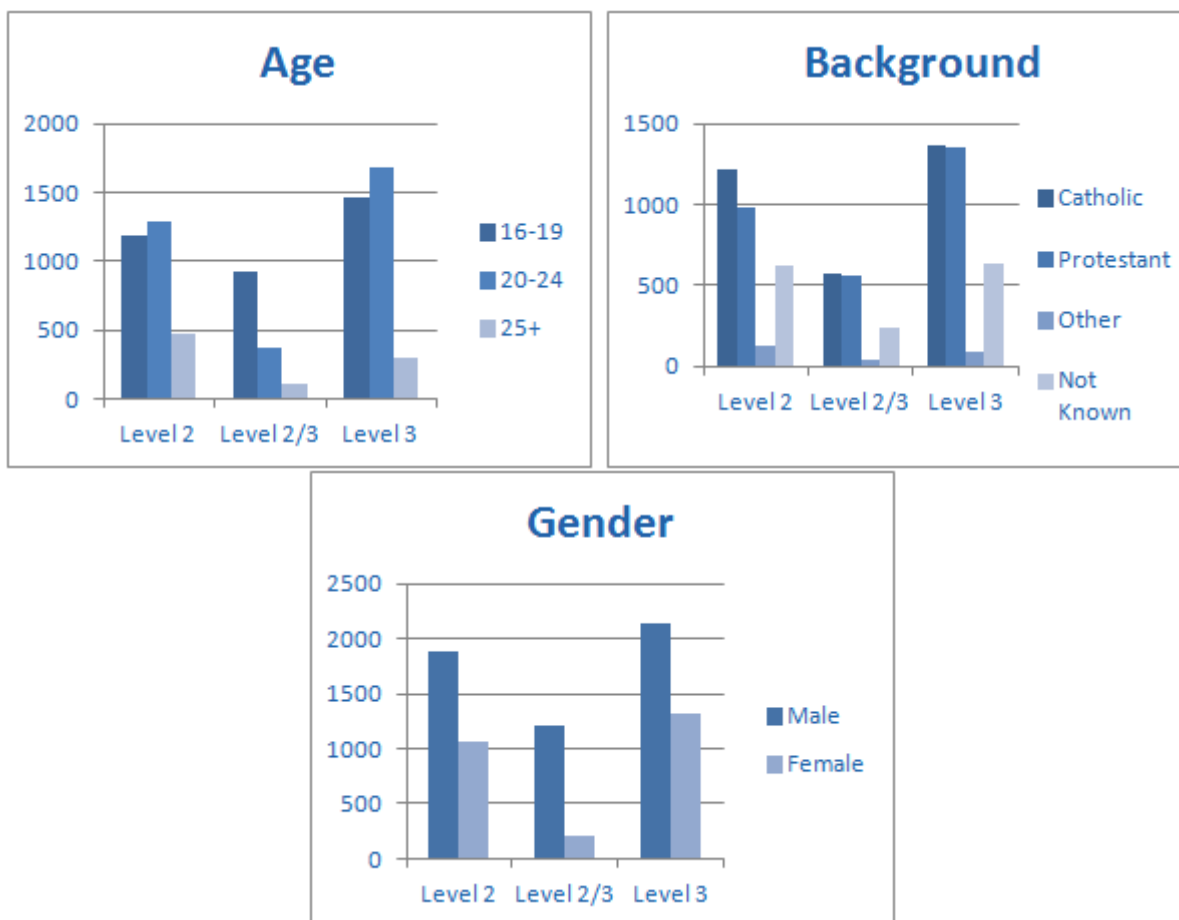
participants involved, the Level Not Assigned category has not been included in the graphs below.

The Age graph shows that Level 2 and Level 3 apprenticeships are most popular with 20-24 year olds while 16-19 year olds make up the largest proportion of participants at Level 2/3.

Including all levels of the ApprenticeshipsNI 2013 programme at October 2016, the number of Catholics (3,144) and Protestants (2,889) are similar, while information is not known for 1,503 participants in this category.

Males currently make up the majority of participants at each Level of ApprenticeshipsNI 2013 and this is particularly noticeable at Level 2/3 (Male: 1,202, Female: 200).

Figure 5: ApprenticeshipsNI 2013 by Equality Group and Level (October 2016)



Source: Data extracted from the Department's Client Management System on 27th January 2017.

See [Section 2](#) of the Statistical Tables for further information on occupancy, including breakdowns by equality groups, geography and subject area (framework).

Leavers and Main Outcomes

Since ApprenticeshipsNI 2013 began in the 2013/14 academic year, 11,478 participants left the programme. Of these, 60% achieved their targeted Full Framework.

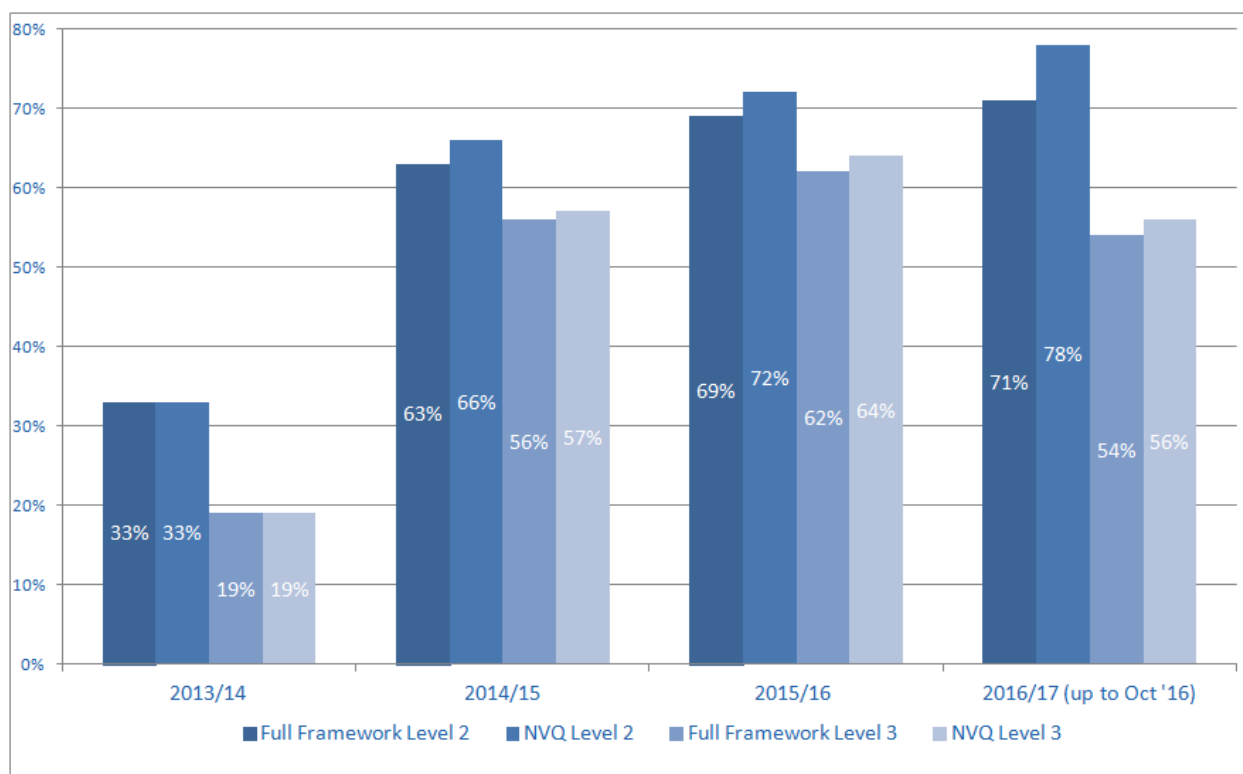
Figure 6 shows that between 2013/14 and 2015/16, the percentage of leavers targeted at Level 2 achieving a Full Framework Level 2 increased from 33% to 69%. For the current academic year 2016/17 (up to October 2016), this figure is 71%.

Between the academic years 2013/14 and 2015/16, the percentage of leavers targeted at Level 3 achieving a Full Framework Level 3 increased from 19% to 62%. For the current academic year 2016/17 (up to October 2016), this figure is 54%.

Figure 6 also shows that although some participants have not achieved a full framework, an additional number of leavers each year achieved their targeted level of NVQ. In the latest full academic year 2015/16, targeted achievement at NVQ Level 2 was 72% compared to the Full Framework rate of 69%, and the comparable figures for Level 3 were 64% NVQ Level 3 and 62% Full Framework Level 3.

Please note that data for 2013/14 have to be viewed in the light of this being the first year of the programme, thus many participants had not yet reached the point of completing their programme and gaining their targeted qualifications.

Figure 6: Percentages of Full Frameworks and NVQs achieved by leavers from ApprenticeshipsNI 2013 (2013/14 to 2016/17)



Source: Data extracted from the Department's Client Management System on 27th January 2017.

See [Section 3](#) of the Statistical Tables for further information on leavers and outcomes.

Performance Monitoring - Performance against Programme Targets

Of those participants on ApprenticeshipsNI 2013 Level 2 who began their participation in 2013/14, 72% achieved an NVQ Level 2, and 68% achieved a Full Framework at Level 2 within the target timeframe. The 2013/14 programme target for achievement of a Full Framework at Level 2 is 56%. The equivalent percentages for those commencing in 2014/15 are 65% and 57% respectively while the Full Framework percentage target for 2014/15 is 58%. Of the 2,733 participants commencing a Level 2 Apprenticeship in 2015/16, 28% (768) have already achieved a Full Framework and, with 1,245 participants still on programme, the Full Framework Level 2 target of 60% is still achievable.

Of those participants on ApprenticeshipsNI 2013 Level 2/3 who began their participation in 2013/14, 68% achieved an NVQ Level 2 within the target timeframe and 18% went on to achieve an NVQ Level 3. Only 8% of these participants achieved a Level 2 Full Framework, and 16% have achieved a Full Framework at Level 3. There are two programme targets at Level 2/3. For 2013/14 these are 65% achievement of NVQ Level 2 and 57% achievement of Level 3 Full Frameworks. Participants commencing in 2014/15 have until March 2017 to achieve their targeted qualifications, however 54% have already achieved an NVQ Level 2. The programme targets for 2014/15 are 65% achievement of NVQ Level 2 within two years and 59% achievement of Level 3 Full Framework within four years. For 2015/16 the targets are 65% for the NVQ Level 2 qualification and 62% for Level 3 Full Framework-29% of participants have already gained the NVQ Level 2 qualification.

Of those participants on ApprenticeshipsNI 2013 Level 3 who began their participation in 2013/14, 70% achieved an NVQ Level 3, and 66% achieved a Full Framework at Level 3 within the target time limit. The programme target for 2013/14 is 53% of participants to achieve a Level 3 Full Framework. Of the 2,148 participants commencing at this Level in 2014/15, 61% have achieved an NVQ Level 3 while 53% have achieved a Level 3 Full Framework. The programme target for 2014/15 is 55% of participants to achieve a Level 3 Full Framework. The equivalent target for 2015/16 is 62% and 12% of participants have already achieved this.

It should be noted that the Target Year for achievement of qualifications is 2 years after a participant starts on a programme, with the exception of the Level 3 elements of a Level 2/3 start, which can be up to 4 years after a participant starts on the programme. Therefore participants at all of these levels from 2014/15 onwards still have time remaining in which to achieve their qualifications.

1. Context

It should be noted that the figures in this Statistical Bulletin are solely in respect of participants on the ApprenticeshipsNI 2013 contract, introduced for new starts from August 2013.

2. Introduction

Apprenticeships are available in a wide range of occupational areas and may take up to four years to complete, and some time thereafter for achievements to be recorded, validated and reported upon.

The aim of ApprenticeshipsNI 2013 is to provide participants with the opportunity to achieve a Level 2/Level 3 Apprenticeship where the apprentice, in paid employment from day one, will work towards achieving the requirements of an industry-approved Level 2/Level 3 Apprenticeship Framework.

Each apprenticeship comprises an agreed set of qualifications, called an Apprenticeship Framework, as developed by Industry Recognized bodies such as Sector Skills Councils with the help of employers in their industry. Most Apprenticeship Frameworks follow a standard format that comprises:-

- a competency based qualification, e.g. a National Vocational Qualification;
- Essential Skills;
- a knowledge based qualification; and
- other mandatory or optional elements as specified by the particular industry for the occupational area.

Training Suppliers provide the underpinning knowledge and develop skills, while the employer provides the practical experience to put those skills to the test. Depending on the subject requirements, training may be delivered in a classroom or workshop setting.

The current frameworks can be found by following the link: [Current Frameworks](#).

3. Eligibility

Generally, people may enter ApprenticeshipsNI 2013 subject to:-

- having attained the legal minimum school leaving age in Northern Ireland;
- being contracted to work a minimum of 21 hours per week (including day release/off-the-job training) with one employer;
- having the potential to successfully complete all the requirements of the appropriate Level 2/Level 3 Apprenticeship Framework;
- meeting any health requirements specific to the occupation of their choice;
- having achieved any necessary entry academic qualifications determined by the relevant sector for the Apprenticeship and approved by the Department; and
- passing any entry tests specified by the relevant sector/employer and approved by the Department.

Note: From 27th August 2012 the policy for ApprenticeshipsNI was revised, restricting apprenticeships for over 25s to the priority economic sectors needed to rebalance the economy.

The following, are not eligible to enter an ApprenticeshipsNI 2013-funded Level 2/Level 3 Apprenticeship:

- a person taking up, or already in, a self-employment opportunity;
- a public sector employee (i.e. a direct employee of a public body);
- a non-EU National, who is subject to employment restrictions and/or a time limit on his/her stay in Northern Ireland at the time of application to enter training;
- a person for whom the employer is claiming financial support from any other Departmental budget or programme; or
- a person following a full-time course of study in either further or higher education.

4. Source of Data

The Department's Client Management System (CMS), installed in Jobcentre/Jobs & Benefits offices throughout Northern Ireland, is an IT system used to facilitate the interface with the Department's customers. It maintains a basic client record; allows the preferred occupation stated by clients to be matched against suitable vacancies; records actions such as interviews, referrals to training opportunities, placing into jobs etc. In particular, it has been significantly enhanced to record ApprenticeshipsNI 2013 specific actions, and certain permitted data fields are populated automatically whenever Training Suppliers update their records on the Trainee Management System software.

The relevant data are extracted from CMS each month to form the ApprenticeshipsNI 2013 Database maintained by the Department's Youth Training Statistics and Research Branch within Analytical Services. The data for this Bulletin were extracted from CMS on 27th January 2017. The data presented are derived from the ApprenticeshipsNI 2013 database.

5. Definitions

The following notes explain the definitions underlying the data presented in this Statistical Bulletin except where these are self-explanatory – e.g. gender.

i. Programme Definitions

Academic year: Refers to 1st August to 31st July.

Full Framework: All the required elements of an Apprenticeship including the relevant NVQ and Technical Certificate if applicable and Essential Skills if applicable.

Leavers: Refers to the number of participants leaving ApprenticeshipsNI 2013 who are on provision for more than 28 days and excludes Rejoins.

Level 2: Refers to those Apprentices with a specific Personal Training Plan, the targeted outcome of which is NVQ Level 2 or equivalent, but no higher.

Level 2/3: Refers to those Apprentices with a specific Personal Training Plan, who are pursuing an NVQ Level 2 en route to a targeted outcome which is NVQ Level 3 or equivalent.

Level 3: Refers to those Apprentices who have already met the Level 2 requirement before commencing a Level 3 programme.

Level not assigned: Refers to those Apprentices who are undertaking an apprenticeship but the level is not known. This is most likely due to the fact that the participant has not been on programme long enough to complete their initial assessment period and establish which framework they should be on. Without the framework code, the level of their apprenticeship cannot be determined.

National Vocational Qualification (NVQ): A nationally recognised competence based vocational qualification demonstrating practical and theoretical knowledge in an occupation area at a pre-set standard.

Occupancy: Refers to the number of participants on the programme/provision at a particular point in time. Occupancy figures relate to those participants on provision on the last Friday of the quarter.

Participant: A participant is defined for statistical purposes as an individual on ApprenticeshipsNI 2013. An individual can participate on ApprenticeshipsNI 2013 more than once.

Rejoin: Refers to a participant who leaves a programme but later returns to the same programme, at the same level, on the same Framework, regardless of the Training Supplier they return to.

Starts: Refers to the number of participants starting ApprenticeshipsNI 2013 who are on provision for more than 28 days and excludes Rejoins.

ii. Equality Definitions

Background: The Department records information reported by the participant, who may indicate if they are from a Catholic, Protestant or Other background. Participants who do not respond are classified as Not Known.

Dependants: The Department records the number of dependants as reported by the participant. Each participant is asked to indicate (yes or no) if they have any dependants. By dependants the Department means that they are the main carer for a child (aged 16 or under), a person with a disability or an elderly person.

Ethnic Origin: The Department records ethnic origin as reported by the participant under the following categories - Bangladeshi, Black-African, Black-Caribbean, Black-Other, Chinese, Indian, Irish Traveller, Malaysia, Mixed, Pakistani, Vietnam, White, Other or Unknown. For statistical purposes ethnic origin is reported in this publication as White, Non White and Not Known. The 'Non White' figures quoted are those clients who record their ethnic origin as other than White.

Marital Status: The Department records marital status background information as reported by the participant, who is asked if they are married, living with a partner, single (never married), separated, divorced or widowed. For statistical purposes marital status

is reported in this publication as Single, Married/Co-Habiting, Widowed/Separated/Divorced and Not Known.

Note: In each of the equality categories above, an answer of 'Not Known' may occur – this is where no data have been recorded by the Department and the information is not known.

iii. Performance Monitoring Definitions

It should be noted that in the Performance Monitoring tables, the reporting periods used are 1st April to 31st March in the following year, and data represent outcomes only for participants who started the programme in that financial year.

The data used to measure performance excludes rejoin records except where a participant leaves a Supplier and rejoins the programme with a different Supplier, but gains outcomes at both Suppliers. In this case the outcome is reported as being achieved at the Supplier it is recorded against on the Trainee Management System.

The targets against which performance has been measured may vary between programmes and between options within the same programme e.g. between Level 2 and Level 3 Apprenticeships. Where appropriate, targets for each programme and for different versions of each are specified in the footnotes to each table.

6. Revisions

Over time, as more information becomes available, estimates can be revised to improve quality and accuracy, which will provide a better picture of that being measured. The programme dynamics of ApprenticeshipsNI 2013 may lead to the revision of published statistics as described in the previous section. In addition there may be a lag in recording some information on the administrative system and therefore statistics may be updated in future to improve accuracy.

7. Quality Measures

Relevance: This Statistical Bulletin has been drafted following consultation with customers. The key customers within Government use the data to monitor performance of the programme and consider operational impacts of delivering the programme. There is ongoing interaction with users to ensure the data are still relevant to meet their needs.

Accuracy: The statistics included are representative of the administrative database (CMS) at the time of data extraction. The administrative system has in-built validation checks to minimise user error and can be interrogated to assess data quality and cross check statistics. Validation checks are also carried out on the ApprenticeshipsNI 2013 database. A small number of erroneous records are excluded from the ApprenticeshipsNI 2013 database.

Timeliness and Punctuality: Data in this Bulletin include all participants who commenced ApprenticeshipsNI 2013 on or before the 31st October 2016. The time gap between this date and the publication date is due to a lag of three months that must be left before data can be extracted from CMS, along with time taken to complete validation and

processing. The publication schedule for the Department for the Economy can be accessed via the following link: [Statistics Publication Schedule](#).

Accessibility and Clarity: This Statistical Bulletin is part of a regular series published by the Department for the Economy. The Bulletin is published on a biannual basis. It is available on the Department's website and is free of charge. The Bulletin includes tables, text and charts. The Bulletin is available in other formats upon request.

Comparability: The Bulletin provides data by academic year and by quarter since the ApprenticeshipsNI 2013 programme was introduced in Northern Ireland to enable comparisons over time. When methodological changes or other effects such as programme changes are made, every effort is made to ensure that all previous data are amended to make them directly comparable.

STATISTICAL TABLES

SECTION 1: APPRENTICESHIPSNI 2013 STARTS	18
Table 1.1:ApprenticeshipsNI 2013 starts by age and gender (2012/13 to 2016/17)	18
Table 1.2:ApprenticeshipsNI 2013 starts by level (2012/13 to 2016/17)	18
SECTION 2: OCCUPANCY ON APPRENTICESHIPSNI 2013	19
Table 2.1:All participants on ApprenticeshipsNI 2013 by level and gender (August 2013 to October 2016)	19
Table 2.2:All participants on ApprenticeshipsNI 2013 by framework, level and gender (October 2016)	20
Table 2.3:All participants on ApprenticeshipsNI 2013 by equality group (October 2016)	22
Table 2.4:All participants on ApprenticeshipsNI 2013 by Local Government District (October 2016)	23
Table 2.5:All participants on ApprenticeshipsNI 2013 by Parliamentary Constituency (October 2016)	24
SECTION 3: APPRENTICESHIPSNI 2013 LEAVERS AND OUTCOMES	25
Table 3.1:ApprenticeshipsNI 2013 leavers by gender (2013/14 to 2016/17)	25
Table 3.2:ApprenticeshipsNI 2013 leavers by level (2013/14 to 2016/17)	25
Table 3.3:Qualifications achieved by participants leaving Level 2 Apprenticeships (2013/14 to 2016/17)	26
Table 3.4:Qualifications achieved by participants leaving Level 2/3 and Level 3 Apprenticeships (2013/14 to 2016/17)	26
SECTION 4: PERFORMANCE MONITORING TABLES - PERFORMANCE AGAINST PROGRAMME TARGETS	27
Table 4.1:Performance on ApprenticeshipsNI 2013 2008 Level 2 (2013/14 to 2015/16)	28
Table 4.2:Performance on ApprenticeshipsNI 2013 2013 Level 2/3 (2013/14 to 2015/16)	28
Table 4.3:Performance on ApprenticeshipsNI 2013 2013 Level 3 (2013/14 to 2015/16)	29

Percentages based on small numbers should be interpreted with caution.

Section 1: ApprenticeshipsNI 2013 Starts

Table 1.1: ApprenticeshipsNI 2013 starts by age and gender (2012/13 to 2016/17) ^{(1) (2)}

Academic year	Total	Aged 16 to 19			Aged 20 to 24			Aged 25+		
		Male	Female	Total	Male	Female	Total	Male	Female	Total
2012/13	1	1	0	1	0	0	0	0	0	0
2013/14	5,202	1,484	553	2,037	1,339	1,452	2,791	241	133	374
2014/15	5,451	1,715	598	2,313	1,299	1,343	2,642	276	220	496
2015/16	6,083	1,864	660	2,524	1,465	1,434	2,899	341	319	660
2016/17 (up to Oct '16)	2,545	1,206	230	1,436	516	358	874	144	91	235
Total	19,282	6,270	2,041	8,311	4,619	4,587	9,206	1,002	763	1,765

Notes:

- (1) From September 2007, ApprenticeshipsNI were aimed at individuals aged 16-24, however in September 2008 they became all-age apprenticeships. From August 2012 adult apprenticeships have been restricted to the priority economic sectors needed to rebalance the economy.
- (2) These figures are for apprentices on ApprenticeshipsNI 2013, they do not include those apprentices who remain on the Jobskills Modern Apprenticeships programme.

Source: Data extracted from the Department's Client Management System on 27th January 2017.

Table 1.2: ApprenticeshipsNI 2013 starts by level (2012/13 to 2016/17) ^{(1) (2) (3)}

Academic year	Total	Level 2	Level 3		Level not assigned
			Level 2/3	Level 3	
2012/13	1	1	0	0	0
2013/15	5,202	2,597	392	2,159	54
2014/15	5,451	2,789	377	2,242	43
2015/16	6,083	2,636	871	2,509	67
2016/17 (up to Oct '16)	2,545	950	527	1,048	20
Total	19,282	8,973	2,167	7,958	184

Notes:

- (1) From September 2007, ApprenticeshipsNI were aimed at individuals aged 16-24, however in September 2008 they became all-age apprenticeships. From August 2012 adult apprenticeships have been restricted to the priority economic sectors needed to rebalance the economy.
- (2) These figures are for apprentices on ApprenticeshipsNI 2013, they do not include those apprentices who remain on the Jobskills Modern Apprenticeships programme.
- (3) For definitions of each level of Apprenticeship, see Notes to Readers section.

Source: Data extracted from the Department's Client Management System on 27th January 2017.

Section 2: Occupancy on ApprenticeshipsNI 2013

Table 2.1: All participants on ApprenticeshipsNI 2013 by gender (August 2013 to October 2016) ⁽¹⁾ ⁽²⁾ ⁽³⁾

Quarter	All			Level 2			Level 3						Level not assigned		
	Total	Male	Female	Total	Male	Female	Level 2/3			Level 3			Total	Male	Female
							Total	Male	Female	Total	Male	Female			
Aug-Oct 13	2,070	1,436	634	818	513	305	255	231	24	975	678	297	22	14	8
Nov-Jan 14	3,128	2,029	1,099	1,361	816	545	337	281	56	1,421	926	495	9	6	3
Feb-Apr 14	3,753	2,330	1,423	1,765	1,022	743	345	287	58	1,641	1,019	622	2	2	0
May-Jul 14	4,191	2,510	1,681	2,061	1,176	885	330	272	58	1,784	1,053	731	16	9	7
Aug-Oct 14	5,829	3,777	2,052	2,671	1,629	1,042	573	518	55	2,578	1,627	951	7	3	4
Nov-Jan 15	6,090	3,994	2,096	2,794	1,735	1,059	573	516	57	2,721	1,742	979	2	1	1
Feb-Apr 15	6,167	4,005	2,162	2,796	1,736	1,060	565	509	56	2,800	1,757	1,043	6	3	3
May-Jul 15	6,147	3,914	2,233	2,868	1,773	1,095	552	497	55	2,717	1,640	1,077	10	4	6
Aug-Oct 15	7,476	4,840	2,636	3,180	1,930	1,250	1,103	1,022	81	3,183	1,881	1,302	10	7	3
Nov-Jan 16	7,551	4,892	2,659	3,095	1,891	1,204	1,179	1,048	131	3,271	1,950	1,321	6	3	3
Feb-Apr 16	7,317	4,765	2,552	2,967	1,859	1,108	1,143	983	160	3,197	1,918	1,279	10	5	5
May-Jul 16	7,042	4,592	2,450	2,830	1,772	1,058	1,158	976	182	3,049	1,840	1,209	5	4	1
Aug-Oct 16	7,801	5,231	2,570	2,946	1,889	1,057	1,402	1,202	200	3,441	2,130	1,311	12	10	2

Notes:

(1) From September 2007, ApprenticeshipsNI were aimed at individuals aged 16-24, however in September 2008 they became all-age apprenticeships. From August 2012 adult apprenticeships have been restricted to the priority economic sectors needed to rebalance the economy.

(2) These figures are for apprentices on ApprenticeshipsNI 2013, they do not include those apprentices who remain on the Jobskills Modern Apprenticeships programme.

(3) For definitions of each level of Apprenticeship, see Notes to Readers section.

Source: Data extracted from the Department's Client Management System on 27th January 2017.

Table 2.2: All participants on ApprenticeshipsNI 2013 by Framework, Level and Gender (October 2016) ⁽¹⁾ ⁽²⁾ ⁽³⁾

Framework	Total	Level 2			Level 3						Level Not Assigned
		Male	Female	Total	Level 2/3			Level 3			
					Male	Female	Total	Male	Female	Total	
Accountancy	7	4	1	5	1	0	1	1	0	1	0
Active Leisure Learning and Well-being	42	13	2	15	4	2	6	16	5	21	0
Agriculture	79	23	1	24	0	0	0	53	2	55	0
Amenity Horticulture	5	5	0	5	0	0	0	0	0	0	0
Barbering	14	5	0	5	1	0	1	7	1	8	0
Beauty Therapy	56	0	14	14	0	0	0	0	42	42	0
Business and Administration	89	9	27	36	0	2	2	13	38	51	0
Call Handling	57	24	33	57	0	0	0	0	0	0	0
Catering and Professional Chefs	296	140	88	228	9	1	10	51	7	58	0
Child Care, Learning and Development	221	2	12	14	0	10	10	1	196	197	0
Construction	273	271	2	273	0	0	0	0	0	0	0
Construction Crafts	280	0	0	0	77	0	77	203	0	203	0
Contact Centre Operation	50	0	0	0	0	0	0	31	19	50	0
Customer Service	182	68	50	118	1	0	1	33	30	63	0
Distribution and Warehousing	39	25	2	27	0	0	0	11	1	12	0
Electrical and Electronic Servicing	5	5	0	5	0	0	0	0	0	0	0
Electrical Distribution and Trans. Engineering	54	0	0	0	34	5	39	12	3	15	0
Electrical Power Engineering	6	6	0	6	0	0	0	0	0	0	0
Electrotechnical	708	0	0	0	487	1	488	220	0	220	0
Engineering	1024	288	9	297	333	19	352	366	9	375	0
Equine Industry	1	0	0	0	1	0	1	0	0	0	0
Food Manufacture	443	160	141	301	2	2	4	81	57	138	0
Furniture Production	6	5	0	5	0	0	0	1	0	1	0
Gas Utilisation, Installation and Maintenance	15	0	0	0	2	0	2	13	0	13	0

Hairdressing	267	10	84	94	0	1	1	13	159	172	0
Health and Social Care	703	26	186	212	6	79	85	35	371	406	0
Heating, Ventilation, Air Conditioning and Refrigeration	64	39	0	39	0	0	0	25	0	25	0
Hospitality	608	134	156	290	15	15	30	130	158	288	0
Housing	1	0	1	1	0	0	0	0	0	0	0
Insurance	310	84	73	157	19	53	72	31	50	81	0
IT and Telecoms Professional	160	69	44	113	0	0	0	37	10	47	0
IT User	38	12	7	19	4	0	4	9	6	15	0
Laboratory Technician	1	0	0	0	0	0	0	1	0	1	0
Land Based Service Engineering	61	2	0	2	0	0	0	59	0	59	0
Light Vehicle Body and Paint Operations	67	0	0	0	5	1	6	59	2	61	0
Management	33	0	0	0	0	1	1	17	15	32	0
Mechanical Engineering Services (Plumbing)	315	93	1	94	62	0	62	159	0	159	0
Pharmacy Services	15	0	7	7	0	0	0	0	8	8	0
Print Production	17	0	0	0	0	0	0	16	1	17	0
Printing Industry	24	22	2	24	0	0	0	0	0	0	0
Recruitment	2	0	0	0	0	0	0	0	2	2	0
Retail	448	120	102	222	9	3	12	108	106	214	0
Security Systems	46	43	0	43	0	0	0	3	0	3	0
Team Leading	17	7	10	17	0	0	0	0	0	0	0
Vehicle Body and Paint	67	66	1	67	0	0	0	0	0	0	0
Vehicle Fitting	2	2	0	2	0	0	0	0	0	0	0
Vehicle Maintenance and Repair	549	102	1	103	130	5	135	303	8	311	0
Vehicle Parts	6	5	0	5	0	0	0	1	0	1	0
Veterinary Nursing	1	0	0	0	0	0	0	0	1	1	0
Not Known	27	0	0	0	0	0	0	11	4	15	12
Total*	7,801	1,889	1,057	2,946	1,202	200	1,402	2,130	1,311	3,441	12

Notes:

(1) From September 2007, ApprenticeshipsNI were aimed at individuals aged 16-24, however in September 2008 they became all-age apprenticeships, From August 2012 adult apprenticeships have been restricted to the priority economic sectors needed to rebalance the economy.

(2) These figures are for apprentices on ApprenticeshipsNI 2013, they do not include those apprentices who remain on the Jobskills Modern Apprenticeships programme.

(3) For definitions of each level of Apprenticeship, see Notes to Readers section.

*Includes 12 participants where level was not assigned.

Source: Data extracted from the Department's Client Management System on 27th January 2017.

Table 2.3: All participants on ApprenticeshipsNI 2013 by equality group (October 2016) ^{(1) (2) (3)}

Equality Group	Equality Sub Categories	Total	Level 2	Level 3		Level not assigned
				Level 2/3	Level 3	
All	All	7,801	2,946	1,402	3,441	12
Age ⁽⁴⁾	16-19	3,568	1,181	922	1,457	8
	20-24	3,353	1,291	373	1,688	1
	25+	880	474	107	296	3
Sex	Male	5,231	1,889	1,202	2,130	10
	Female	2,570	1,057	200	1,311	2
Background	Catholic	3,149	1,211	573	1,360	5
	Protestant	2,895	981	555	1,353	6
	Other	253	127	34	92	0
	Not Known ⁽⁵⁾	1,504	627	240	636	1
Ethnicity	White	7,638	2,855	1,390	3,381	12
	Non White	84	41	8	35	0
	Not Known ⁽⁵⁾	79	50	4	25	0
Dependants	No Dependants	2,358	1,036	290	1,027	5
	With Dependants	180	89	16	75	0
	Not Known ⁽⁵⁾	5,263	1,821	1,096	2,339	7
Marital Status	Single	3,662	1,556	702	1,396	8
	Married / Cohabiting	109	61	9	39	0
	Widowed/ Separated/ Divorced	32	17	1	14	0
	Not Known ⁽⁵⁾	3,998	1,312	690	1,992	4

Notes:

(1) From September 2007, ApprenticeshipsNI were aimed at individuals aged 16-24, however in September 2008 they became all-age apprenticeships. From August 2012 adult apprenticeships have been restricted to the priority economic sectors needed to rebalance the economy.

- (2) These figures are for apprentices on ApprenticeshipsNI 2013, they do not include those apprentices who remain on the Jobskills Modern Apprenticeships programme.
- (3) For definitions of each level of Apprenticeship, see Notes to Readers section.
- (4) 'Age' relates to age of the participant on starting provision.
- (5) The 'Not Known' category is where information has not been recorded or is not available for a participant.
- Source: Data extracted from the Department's Client Management System on 27th January 2017.

Table 2.4: All participants on ApprenticeshipsNI 2013 by Local Government District (October 2016) ^{(1) (2) (3)}

Local Government District ⁽⁴⁾	Total	Level 2	Level 2/3	Level 3	Level not assigned
Antrim and Newtownabbey	651	260	117	269	5
Armagh City, Banbridge and Craigavon	727	287	135	303	2
Belfast	1,331	601	134	596	0
Causeway Coast and Glens	504	135	142	227	0
Derry City and Strabane	825	403	74	347	1
Fermanagh and Omagh	588	175	110	303	0
Lisburn and Castlereagh	498	187	61	250	0
Mid and East Antrim	664	218	143	302	1
Mid Ulster	748	239	201	307	1
Newry, Mourne and Down	653	211	181	259	2
Ards and North Down	511	194	87	230	0
Not Known ⁽⁵⁾	101	36	17	48	0
Total	7,801	2,946	1,402	3,441	12

Notes:

- (1) From September 2007, ApprenticeshipsNI were aimed at individuals aged 16-24, however in September 2008 they became all-age apprenticeships. From August 2012 adult apprenticeships have been restricted to the priority economic sectors needed to rebalance the economy.
- (2) These figures are for apprentices on ApprenticeshipsNI 2013, they do not include those apprentices who remain on the Jobskills Modern Apprenticeships programme.
- (3) For definitions of each level of Apprenticeship, see Notes to Readers section.
- (4) Local Government District (LGD) is based on a participant's home postcode. It should be noted that although they live in a particular LGD, they may work elsewhere. Reform of Local Government reduced the number of LGDs from 26 to 11 from 1 April 2015.
- (5) 'Not Known' includes those participants for whom postcode is not known / incorrect or where postcode cannot be mapped to LGD.

Source: Data extracted from the Department's Client Management System on 27th January 2017.

Table 2.5: All participants on ApprenticeshipsNI 2013 by Parliamentary Constituency (October 2016) ⁽¹⁾ ⁽²⁾ ⁽³⁾

Parliamentary Constituency ⁽⁴⁾	Total	Level 2	Level 2/3	Level 3	Level not assigned
Belfast East	348	154	29	165	0
Belfast North	425	186	69	168	2
Belfast South	347	163	22	162	0
Belfast West	459	187	55	217	0
East Antrim	415	160	93	161	1
East Londonderry	332	116	78	138	0
Fermanagh & South Tyrone	502	170	111	221	0
Foyle	528	272	40	215	1
Lagan Valley	366	147	49	170	0
Mid-Ulster	528	159	139	229	1
Newry & Armagh	410	122	116	172	0
North Antrim	522	126	134	261	1
North Down	225	86	24	115	0
South Antrim	523	205	86	230	2
South Down	418	136	115	166	1
Strangford	380	142	79	158	1
Upper Bann	416	187	61	166	2
West Tyrone	556	192	85	279	0
Not Known ⁽⁵⁾	101	36	17	48	0
Total	7,801	2,946	1,402	3,441	12

Notes:

- (1) From September 2007, ApprenticeshipsNI were aimed at individuals aged 16-24, however in September 2008 they became all-age apprenticeships. From August 2012 adult apprenticeships have been restricted to the priority economic sectors needed to rebalance the economy.
- (2) These figures are for apprentices on ApprenticeshipsNI 2013, they do not include those apprentices who remain on the Jobskills Modern Apprenticeships programme.
- (3) For definitions of each level of Apprenticeship, see Notes to Readers section.
- (4) Parliamentary Constituency (PC) is based on a participant's home postcode. It should be noted that although they live in a particular PC, they may work elsewhere.
- (5) 'Not Known' includes those participants for whom postcode is not known / incorrect or where postcode cannot be mapped to PC.

Source: Data extracted from the Department's Client Management System on 27th January 2017.

Section 3: Leavers and Outcomes for ApprenticeshipsNI 2013

Table 3.1: ApprenticeshipsNI 2013 leavers by gender (2013/14 to 2016/17)^{(1) (2)}
(3)

Academic year	Leavers				
	Total	Male	% Male	Female	% Female
2013/14	903	516	57%	387	43%
2014/15	3,578	1,916	54%	1,662	46%
2015/16	5,198	3,005	58%	2,193	42%
2016/17 (up to Oct '16)	1,799	1,225	68%	574	32%
Total	11,478	6,662	58%	4,816	42%

Notes:

- (1) From September 2007, ApprenticeshipsNI were aimed at individuals aged 16-24, however in September 2008 they became all-age apprenticeships. From August 2012 adult apprenticeships have been restricted to the priority economic sectors needed to rebalance the economy.
- (2) These figures are for apprentices on ApprenticeshipsNI 2013, they do not include those apprentices who remain on the Jobskills Modern Apprenticeships programme.
- (3) For definitions of each level of Apprenticeship, see Notes to Readers section.

Source: Data extracted from the Department's Client Management System on 27th January 2017.

Table 3.2: ApprenticeshipsNI 2013 leavers by level (2013/14 to 2016/17)^{(1) (2)}
(3)

Academic year	Total	Level 2	Level 3		Level not assigned
			Level 2/3	Level 3	
2013/14	903	482	59	322	40
2014/15	3,578	2,022	154	1,353	49
2015/16	5,198	2,676	258	2,193	71
2016/17 (up to Oct '16)	1,799	841	290	653	15
Total	11,478	6,021	761	4,521	175

Notes:

- (1) From September 2007, ApprenticeshipsNI were aimed at individuals aged 16-24, however in September 2008 they became all-age apprenticeships. From August 2012 adult apprenticeships have been restricted to the priority economic sectors needed to rebalance the economy.
- (2) These figures are for apprentices on ApprenticeshipsNI 2013, they do not include those apprentices who remain on the Jobskills Modern Apprenticeships programme.
- (3) For definitions of each level of Apprenticeship, see Notes to Readers section.

Source: Data extracted from the Department's Client Management System on 27th January 2017.

Table 3.3: Qualifications achieved by participants leaving Level 2 Apprenticeships (2013/14 to 2016/17) (1) (2) (3)

Academic Year	Total Leavers	Number of leavers achieving each qualification		% of leavers achieving each qualification	
		NVQ Level 2	Full Framework Level 2	NVQ Level 2	Full Framework Level 2
2013/14	482	157	157	33%	33%
2014/15	2,022	1,332	1,282	66%	63%
2015/16	2,676	1,935	1,847	72%	69%
2016/17 (up to Oct '16)	841	658	597	78%	71%
Total	6,021	4,082	3,883	68%	64%

Notes:

- (1) From September 2007, ApprenticeshipsNI were aimed at individuals aged 16-24, however in September 2008 they became all-age apprenticeships. From August 2012 adult apprenticeships have been restricted to the priority economic sectors needed to rebalance the economy.
- (2) These figures are for apprentices on ApprenticeshipsNI 2013, they do not include those apprentices who remain on the Jobskills Modern Apprenticeships programme.
- (3) For definitions of Level 2 Apprenticeships, see Notes to Readers section.

Source: Data extracted from the Department's Client Management System on 27th January 2017.

Table 3.4: Qualifications achieved by participants leaving Level 2/3 and Level 3 Apprenticeships (2013/14 to 2016/17) (1) (2) (3)

Academic Year	Total Leavers	Number of leavers achieving each qualification				% of leavers achieving each qualification			
		NVQ Level 2	NVQ Level 3	Full Framework Level 2	Full Framework Level 3	NVQ Level 2	NVQ Level 3	Full Framework Level 2	Full Framework Level 3
2013/14	381	11	72	7	72	3%	19%	2%	19%
2014/15	1,507	78	864	30	849	5%	57%	2%	56%
2015/16	2,451	77	1,565	13	1,525	3%	64%	1%	62%
2016/17 (up to Oct '16)	943	226	526	2	508	24%	56%	<0.5%	54%
Total	5,282	392	3,027	52	2,954	7%	57%	1%	56%

Notes:

- (1) From September 2007, ApprenticeshipsNI were aimed at individuals aged 16-24, however in September 2008 they became all-age apprenticeships. From August 2012 adult apprenticeships have been restricted to the priority economic sectors needed to rebalance the economy.
- (2) These figures are for apprentices on ApprenticeshipsNI 2013, they do not include those apprentices who remain on the Jobskills Modern Apprenticeships programme.
- (3) For definitions of Level 2/3 and Level 3 Apprenticeships, see Notes to Readers section.

Source: Data extracted from the Department's Client Management System on 27th January 2017.

ApprenticeshipsNI 2013 Performance Monitoring Tables - Performance against Programme Targets

The following tables (4.1 to 4.3) provide data on the performance of participants on the ApprenticeshipsNI 2013 Programme. There are several major differences between these tables and those on previous pages, which should be noted.

Unlike the tables in earlier sections of this bulletin which are based on academic years, the Performance Monitoring tables are based on financial years, i.e. from 1st April to 31st March in the following year.

The figures for each financial year represent the cohort of participants who started the programme in that financial year, and the progress and performance of each yearly cohort is detailed in each column of the tables.

The Target Year for achievement of qualifications is 2 years after a participant starts on a programme, with the exception of the Level 3 elements of a Level 2/3 start, which can be up to 4 years after a participant starts on the programme.

Section 4: Performance Measures for ApprenticeshipsNI 2013 - Performance against Programme Targets

Table 4.1: Performance on ApprenticeshipsNI 2013 Level 2 (2013/14 to 2015/16)

Financial Year	Completed 4 Weeks	No. of Participants				% of Participants				
		Still on this training programme	Left without an NVQ or Full Framework	Achieved NVQ Level 2 (1) (2)	Achieved Level 2 Framework (1) (2)	Still on this training programme	Left without an NVQ or Full Framework	Achieved NVQ Level 2 (1) (2)	Achieved Level 2 Framework (1) (2)	Level 2 Framework Programme Target
2013/14	1,883	7	482	1,353	1,274	<0.5%	26%	72%	68%	56%
2014/15	2,774	345	775	1,814	1,575	12%	28%	65%	57%	58%
2015/16	2,733	1,245	650	1,086	768	46%	24%	40%	28%	60%

(1) The Target Year for achievement of qualifications is 2 years after a participant starts on a programme, with the exception of the Level 3 elements of a Level 2/3 start, which can be up to 4 years after a participant starts on the programme.

(2) It should be noted that a participant can gain more than one qualification.

Source: Data extracted from the Department's Client Management System on 28th October 2016.

Table 4.2: Performance on ApprenticeshipsNI 2013 Level 2/3 (2013/14 to 2015/16)

Financial Year	Completed 4 Weeks	No. of Participants						% of Participants							
		Still on this training programme	Left without an NVQ or Full Framework	Achieved NVQ Level 2 (1) (2)	Achieved NVQ Level 3 (1) (2)	Achieved Level 2 Framework (1) (2)	Achieved Level 3 Framework (1) (2)	Still on this training programme	Left without an NVQ or Full Framework	Achieved NVQ Level 2 (1) (2)	NVQ Level 2 Programme Target	Achieved NVQ Level 3 (1) (2)	Achieved Level 2 Framework (1) (2)	Achieved Level 3 Framework (1) (2)	Level 2 Framework Programme Target
2013/14	363	72	87	246	64	29	58	20%	24%	68%	65%	18%	8%	16%	
2014/15	376	163	93	202	16	19	11	43%	25%	54%	65%	4%	5%	3%	
2015/16	833	546	178	245	29	7	7	66%	21%	29%	65%	3%	1%	1%	

(1) The Target Year for achievement of qualifications is 2 years after a participant starts on a programme, with the exception of the Level 3 elements of a Level 2/3 start, which can be up to 4 years after a participant starts on the programme.

(2) It should be noted that a participant can gain more than one qualification.

Source: Data extracted from the Department's Client Management System on 28th October 2016.

Table 4.3: Performance on ApprenticeshipsNI 2013 Level 3 (2013/14 to 2015/16)

Financial Year	Completed 4 Weeks	No. of Participants				% of Participants				Level 3 Framework Programme Target
		Still on this training programme	Left without an NVQ or Full Framework	Achieved NVQ Level 3 (1) (2)	Achieved Level 3 Framework (1) (2)	Still on this training programme	Left without an NVQ or Full Framework	Achieved NVQ Level 3 (1) (2)	Achieved Level 3 Framework (1) (2)	
2013/14	1,776	13	486	1,237	1,177	1%	27%	70%	66%	53%
2014/15	2,148	443	553	1,311	1,141	21%	26%	61%	53%	55%
2015/16	2,560	1,648	564	507	303	64%	22%	20%	12%	62%

(1) The Target Year for achievement of qualifications is 2 years after a participant starts on a programme, with the exception of the Level 3 elements of a Level 2/3 start, which can be up to 4 years after a participant starts on the programme.

(2) It should be noted that a participant can gain more than one qualification.

Source: Data extracted from the Department's Client Management System on 28th October 2016.



Department for the
Economy
www.economy-ni.gov.uk



This document is available
in other formats upon
request.



Further information:

Mark McFetridge
Department for the Economy
Adelaide House
39-49 Adelaide Street
Belfast BT2 8FD
Tel: 028 9025 7506

Email: mark.mcfetridge@economy-ni.gov.uk
analyticalservices@economy-ni.gov.uk

Web: www.economy-ni.gov.uk



Northern Ireland
Statistics and Research Agency