

TRUST BOARD PERFORMANCE REPORT 2021/22

Prepared and issued by Performance and Information Services

8th July 2021

CONTENTS	<u>Page</u>		<u>Page</u>
Context	2	COMMUNITY SERVICES	
ACUTE SERVICES		Adult Mental Health Services	5
Cancer Care	2	Psychological Therapies	5
Elective	3	Dementia Services	5
Diagnostics	4	Allied Health Professionals	5
Endoscopy	4	Childrens Services	6
Unscheduled Care	4	Domiciliary Care	6
		Regional Position	7
		COVID-19 Key Data	8
		Rebuild Phase 5 Comparison	9-11

Context

Phase 6 Rebuild plans were submitted mid-June 2021, and these have now been termed 'delivery plans' going forward. Up to this point the Minister has requested quarterly plans, however the Phase 6 plan will be for the period July and August 2021.

The Trust has also been asked to revert to its pre-pandemic elective monitoring processes, and to produce activity projections for elective hospital care. The approach to activity projections for community services (AHP, mental health, etc.) remains unchanged from previous phases. Activity delivered in 2019/20 is being used to make an assessment of how the Trust is delivering against pre-covid levels.

Delivery across many service areas are showing good progress towards attaining the pre-pandemic level of delivery, and the currently attained level of delivery is summarised on Page 9-11. While overall demand is not at pre-pandemic levels, the pattern of referrals shows significant growth in urgent and crisis referrals, and this continues to impact routine waiting times.

Regionally, the work programme to increase capacity has focussed on Waiting List Initiative (WLI) plans which have been agreed with Trusts for the first half of the year. In year funding has been confirmed and the Trust plan involves utilising available non-recurrent funding to increase inhouse capacity where this is possible, and to secure capacity from independent sector providers to see and treat patients of the highest clinical priority.

Key issues during this month were:

- During May 2021 there has been a marked increase in Emergency Department attendances
- 14 Day breast cancer pathway continues to remain challenging with some improvement demonstrated at end of June 21
- Emergency and Urgent demand has increased across a range of services, and complexity of patients presenting across CAMHS and Psychological Therapies

Acute Services

Cancer Care

Cancer performance has been impacted by a number of ongoing challenges in particular Consultant capacity to deliver Oncology services (currently 6.8 in post against funded 11). The service are working collaboratively with the Commissioner on regional workforce planning and support had been secured from Belfast Trust but has not yet been mobilised due to unforeseen circumstances.

The number of red flag referrals received for all suspect cancer tumour sites during May 2021 has increased by 12% overall compared to May 2019. The increase in red flag referrals is particularly evident in head & neck [15%], lower GI [7%], skin [111%] and urology [19%] suspect cancer tumour sites.

During May 2021, patient activity delivered as compared to May 19 showed that the services have largely recovered to pre-pandemic levels, at 97% on the breast 14 day pathway, 95% on 31 day pathway and 94% on 62 day pathway.

14-Day Breast Pathway

The Breast service continues to face significant challenges in meeting the 14 day target. During May 2021, Phase 5 Rebuild of Services, of the 304 patients seen, **22%** were seen within 14 days of referral and **236 patients** waited >14 days. The service has delivered additional clinics during June 21, which is showing an improving position. From 1-27th June 21, **56%** of patients were seen within 14 days of referral and 177 patients waited >14 days with a longest wait of 35 days. The Trust has been exceeding its commissioned capacity level for some years in this service and WLI additional activity has been used to bridge this gap. At a recent HSCB/Trust Performance Board meeting the Board had indicated that they intend to continue to support the service with in- year WLI allocation.

31 Day Pathway

During May 2021, of the 132 patients treated, 100% received their first definitive treatment within 31 days of a decision to treat.

62 day Pathway

62 day pathway continues to be challenged by the reduced outpatient capacity, and access to surgery, and endoscopy. Services are working collectively to re-set as surgery capacity is increasing.

During May 2021, of the 67.5 treated, 53% received their first definitive treatment within 62 days of referral and 31.5 (35 patients) waited >62 days. In daycase services, during May 2021, Phase 5 Rebuilding of Services, the trust over-delivered with 1,287 day cases against a predicted 974.

Elective Care

A revised Waiting List Initiative (WLI) plan has now been developed which covers both Quarter 1 and Quarter 2. The total cost of the plan is £4.2m which will deliver additional in-house and independent sector activity across new and review Outpatients, Inpatient and Day Case, Echoes, Scopes and Imaging diagnostics.

At the request of the HSCB, the Trust has also scoped the available orthopaedic Independent Sector capacity until March 2022 and a plan is currently being developed to use this capacity regionally focusing initially on urgent patients which will be submitted to HSCB for approval. This will include proposals to transfer patients to North West Independent Clinic as well as providers in Rol.

The Trust has also been advised of the potential for WLI funding to undertake additional AHP, psychological therapies and dementia activity and this is currently being scoped. Consideration is also being given to bringing an external provider to utilise SWAH theatre facilities in support of the regional WLI Plan.

Inpatients, Daycases

During May 2021, the Trust delivered 84% (58%IP & 94%DC) of the level of activity that was delivered during May 2019 indicating good progress to attaining the pre-pandemic level of delivery.

At the end of May 2021 the total inpatient & day case waiting list has grown to 23,122 patients, reflecting a 14% (2,846) increase from April 2020, and 57% of these patients are now waiting >52 weeks compared to 36% at the end of April 2020.

During May 2021, Phase 5 Rebuilding of Services, the Trust significantly over-delivered against its plan, with 312 inpatient treatments against a predicted 227.

Delivery against predicted activity has varied widely in the last year, particularly as services responded to surges in COVID-19 admissions to hospital across the months, overall 114% of the predicted activity for July 2020 – May 2021 was delivered. (*Figures exclude January 2021 when predicted activity was not submitted due to the expected surge 3*).

Outpatients

During May 2021, the Trust delivered 82% (76% New & 85% Review) of the level of activity that was delivered during May 2019 showing a slight reduction of 2% on April 2021.

As referrals have started to increase, during May 2021 the Trust received 87% of the consultant led referrals that were received during May 2019, indicating demand is close to reaching pre-pandemic levels.

The Outpatients waiting list has grown to 50,768 people waiting, a 23% (9,588 patients) increase from April 2020. 51% of these people are now waiting >52 weeks compared to 36% at the end of April 2020.

During May 2021, the Trust delivered 4,223 new outpatients against a predicted 3,935. There were 3,534 face to face appointments delivered against a predicted 3,195 and 689 virtual appointments delivered against a predicted 740.

9,442 review outpatients were delivered against a predicted 8,840. There continues to be a considerable use of virtual processes with people, however 5,942 face to face appointments were delivered against a predicted 5,493, attaining a significant level of overdelivery to plan in this month and indicating a shift toward resumption of face to face appointments, and there were 3,500 virtual appointments delivered against a predicted 3,347.

Diagnostics

The Trust is utilising waiting lists initiative funding for Imaging and Echoes and a bid is included in our WLI plan, where HSCB have agreed to continue to fund 5 sessions per week for Western and Northern Trust patients.

During May 2021, the Trust delivered 7,137 diagnostic imaging tests for 5 modalities against a predicted 7,112. The Trust exceeded the overall monthly target in all of the 11 months during rebuild, delivering 119% of the predicted rebuild activity to date.

The Trust delivered 724 echo's against a predicted 600, meeting or exceeding the rebuild target during all 11 months of rebuild and delivering 139% of the predicted activity to date.

During May 2021, the Trust delivered 88% of the level of activity that was delivered during May 2019 for Imaging and 77% for Echo's.

Endoscopy

The service continue to be impacted by medical and nursing sickness absence, and IPC measures.

During May 2021, the Trust delivered 65% of the level of activity that was delivered during May 2019.

At the end of May 2021 the total endoscopy waiting list has grown to 5,127 patients, reflecting a 36% increase from April 2020. 46% of these patients are now waiting >52 weeks compared to 6% at the end of April 2020.

During May 2021 the Trust delivered 684 endoscopies against a predicted 540.

Unscheduled Care

The number of patients attending ED at Altnagelvin and SWAH have continued to grow over the last 3 months whilst the 4 hour and 12 hours performance has deteriorated, EDs and wider hospital flow remains affected by the maintenance of COVID-19 pathways in our hospitals.

Altnagelvin Hospital:

During May 21, ED attendances continued to increase with a further 5% increase on April 2021 attendances. 42% of patients were admitted or discharged within 4 hours and 543 patients waited >12 hours. The conversion of ED attendance to admission remains stable at 17% of the total patients seen in ED, but overall there was a 3% increase in Adult Unscheduled admissions. Overall average length of stay decreased slightly by 0.33 days when compared to April 2021.

90% of Complex Discharges were discharged within 48 hours and 4 waited >7 days.

South West Acute Hospital:

During May 21, ED attendances continued to increase with an 17% increase on April 2021 attendances. 56% of patients were admitted or discharged within 4 hours and 206 patients waited >12 hours. The conversion of ED attendance to admission was 17% of the total patients seen in ED. Due to the increasing attendances, there was a 20% increase in Adult Unscheduled admissions. The overall average length of stay decreased by 0.92 days when compared to April 2021.

63% of Complex Discharges were discharged within 48 hours and 10 waited >7 days, indicating considerable issues with flow on the site.

Community Services

Adult Mental Health

Access to this service area has continued to improve during May 2021 with 93 people waiting more than 9 weeks, an 11% improvement compared to the previous month. The total number waiting has remained static at the end of May 2021 reflecting a sustained level of new demand from January 2021 to April 2021. Of the total number of referrals received during May 2021, 37% of these were emergency and urgent referrals (35% Urgent and 2% Emergency). New referrals received during May are now at **81%** of the level in May 2019.

During May 2021, the Trust exceeded the New Outpatients rebuild plan delivering 472 against a predicted 431 (**110%**) and achieved **99%** of the Review Outpatients plan delivering a total of 4,395 appointments against a predicted 4,433.

The Trust is broadly in line with pre-pandemic activity levels within Adult Mental Health services with **93%** activity delivered (83% New and 95% Review) in comparison to the level of activity that was delivered during May 2019.

Psychological Therapies

At the end of May 2021, there was 1,315 people waiting >13 weeks; a marginal decrease from the previous month. Overall the total number waiting has remained static or incrementally increased since September 2020; reflecting a continued growth in new demand.

During 2020/21, services experienced a 35% reduction in the total number of referrals received in comparison to 2019/20. Despite this reduction, there was a 31% increase in the total number of urgent referrals received during 2020/21 (201) in comparison to 2019/20 (154). The increase in urgent referrals received impacted on various months throughout 2020/21 and has continued with the highest levels of referrals received during March (29) and April 2021 (25).

During May 2021, the Trust exceeded the New and Review Outpatients Rebuild Plan delivering 226 new outpatients against a predicted 216 (**105%**) and 1,330 review outpatients against a predicted 1,305 (**102%**). The Trust continues to deliver an activity level in excess of pre-pandemic levels at **116%** (148% New and 112% Review) of the level of activity that was delivered during May 2019.

Dementia Services

During May 2021, access to this service has further improved, with 332 people waiting more than 9 weeks.

Overall there has been an increase in new demand, particularly urgent priority referrals. During 2020/21, the service experienced a 22% reduction in the Total Number of referrals received in comparison to 2019/20. Despite this overall reduction, there was a **90%** increase in the total number of Urgent referrals received during 2020/21 (131) in comparison to 2019/20 (69). This increase in Urgent referrals received is particularly evident from September 2020 .

During May 2021, this service under-delivered against its New and Review Outpatients Rebuild Plan delivering 35 new appointments against a target of 39 (**90%**), and 401 review appointments against a target of 495 (**81%**). The Trust is now delivering **84%** (97% New and 83% Review) of the level of activity that was delivered during May 2019.

Allied Health Professional (AHP) Services

The service has shown further improvement (**5%**) in the total number waiting >13 weeks (4,054) to access AHP Services at the end of May 2021. Improvement in performance is noted within Occupational Therapy, Physiotherapy, Podiatry and Speech and Language Therapy. Despite the improvement in performance for Occupational Therapy during May, 56% were waiting >13 weeks to access this service. Workforce challenges continue to impact this service; at the 1st June 2021 they had 20.3wte (12%) vacant posts. Recruitment is ongoing for these posts.

The Total Number Waiting has increased in May 2021 reflecting further increase in new demand. Overall the AHP New referrals accepted in May 2021 remain below pre-pandemic levels and reflects **78%** of new referrals accepted in May 2019. However, Occupational Therapy (**110%**) and Orthoptics (**116%**) are experiencing higher levels of demand in May 2021; with Speech & Language demand broadly in line with May 2019.

During May 2021, the Trust significantly over-delivered against its AHP New Outpatient Rebuild plan delivering 3,466 appointments against a predicted 3,017 (**115%**) and achieved **98%** of the Review Outpatients plan delivering 13,510 appointments against a predicted 13,813.

Childrens Services

Child & Adolescent Mental Health Service

There has been a continued increase in complex cases and eating disorder presentations. During May 2021, 41% (33% Urgent and 8% Emergency) of the total referrals received were emergency and urgent priority referrals. As priority referrals need to be seen within specific timescales, this has an impact on routine access to the service. At the end of May 2021, the total number waiting for a New CAMHS outpatient appointment increased by 12% in comparison to the previous month, with 175 children waiting more than 9 weeks.

The service continues to work intensively with young people requiring inpatient assessment and treatment. In some instances young people are seen 3-4 times per week within the community and/or inpatient wards.

The lack of available beds within the Regional Children & Young People Inpatient Unit (Beechcroft), remains a challenge for this service. In addition, the service continue to experience very significant staffing challenges due to vacant posts and sickness leave.

Recruitment to vacant Mental Health Practitioner posts is progressing and it is anticipated that staff should be in post by September 2021. The service have secured in year funding from HSCB to support eating disorder cases and to procure a project which will focus on sport/activity at weekends for children and young people known to the service. Additional recurrent funding from HSCB to support Eating Disorder and a Transition worker has also been approved.

Service reconfiguration remains in place with staff diverted to provide support to urgent and complex cases. As a result, additional new patient activity was delivered during May. The Trust delivered 91 CAMHS New Outpatients against a predicted 55 (**165%**) and a total of 752 Review Outpatients against a predicted 750 (**100%**). Of the 91 New outpatient appointments seen, 27% relate to crisis activity.

The Trust is over-delivering on pre-pandemic levels of activity at **124%** (97% New & 128% Review) of the level of activity that was delivered during May 2019.

Childrens Autism Service

The Diagnostic Access Target remains challenging however there was some improvement in waiting times during May 2021, nevertheless 950 young people are waiting more than 13 weeks. During May 2021 the Trust delivered 80 New Diagnostic appointments against a predicted 80 (**100%**). Delivery of this Target was achieved with the support of additional Diagnostic assessments completed by IS. The Trust delivered **151%** of the level of activity that was delivered during May 2019.

The service continue to meet the New Intervention Target with waiting times within 13 weeks. During May 2021, the Trust marginally under-delivered on its plan with 22 New Intervention appointments against a predicted 25 (**88%**). Achievement of this plan is dependent on the number of children/young people that receive a confirmed diagnosis in the previous two months.

The Trust delivered **100%** of the level of activity that was delivered during May 2019.

Domiciliary Care

During May 2021, the Trust was broadly on plan with 33,612 Statutory Hours against a predicted 34,325 (**98%**) and exceeded the plan for Independent Hours with 113,915 delivered against a predicted 112,104 (**102%**).

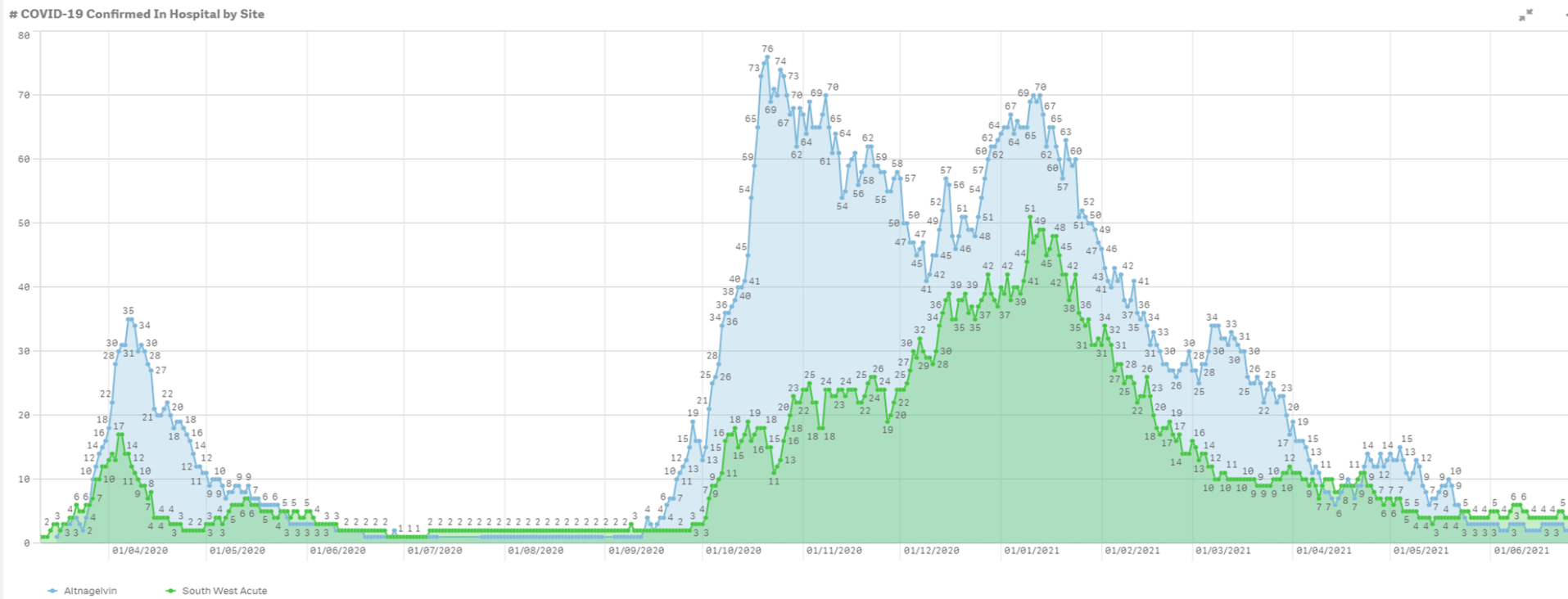
The Trust is now largely at the pre-pandemic activity levels in its statutory services with 102% of the Statutory Hours delivered and 93% of the Independent Hours delivered during May 2019.

Regional Information on Trust Performance – April 2021

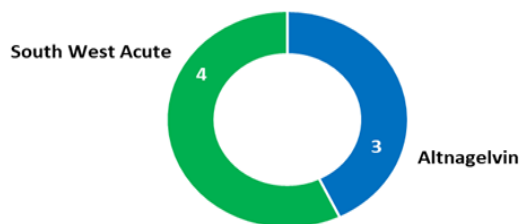
Service Area		Trust					Regional Position
		Belfast	Northern	South Eastern	Southern	Western	
Emergency Department	% seen within 4 hours <i>(number waited >12 hours)</i>	57% (865)	66% (664)	71% (730)	61% (792)	60% (669)	63% (3,720)
Outpatients	% waiting <9 weeks <i>(number waiting >9 weeks)</i>	17% (89,521)	17% (45,943)	15% (65,940)	17% (48,038)	18% (41,840)	17% (291,282)
Inpatient / Day Case	% waiting <13 weeks <i>(number waiting >13 weeks)</i>	14% (37,356)	19% (11,347)	29% (8,360)	15% (17,159)	19% (18,633)	17% (92,855)
Diagnostics	% waiting <9 weeks <i>(number waiting >9 weeks)</i>	44% (16,972)	63% (6,915)	68% (5,612)	34% (22,356)	74% (2,929)	51% (54,784)
Cancer 14 days	% Urgent breast cancer referrals seen within 14 days	100%	18%	19%	13%	37%	33%
Cancer 31 days	% patients diagnosed beginning treatment within 31 days	86%	78%	97%	80%	99%	88%
Cancer 62 days	% patients with urgent referral beginning treatment within 62 days	44%	49%	60%	58%	59%	54%
Child and Adolescent Mental Health Services	Number waiting >9 weeks	117	132		30	141	420
Adult Mental Health Services	Number waiting >9 weeks	206	3	0	920	105	1,234
Dementia Services	Number waiting >9 weeks	2	301	776	340	356	1,775
Psychological Therapy Services	Number waiting >13 weeks	1,092	173	965	297	1,320	3,847

COVID-19 Key data

The surge of hospital admissions and deaths in the Western Trust area across surge 1, 2 and 3 is set out in the graphs below (Data as of 28/06/2021):



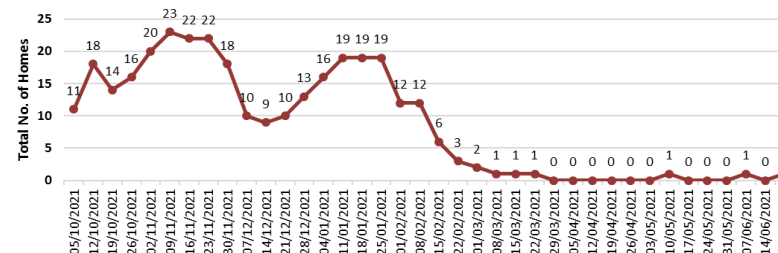
COVID-19 Confirmed Currently in Hospital Wednesday 28th June 2021



CV-19 Deceased As at 28th June 2021

219

Nursing/Residential Homes in Outbreak - October 2020 - June 2021



			May 2021				Cumulative Position April - May 2021			
			May 2019 Activity / Performance	May 2021 Revised Predictions (21.05.21)	Actual Activity Delivered May 2021	% Activity Delivered during May 2021 in comparison to May 2019	April - May 2019 Activity / Performance	April - May 2021 Predictions	Actual Activity Delivered / Performance April - May 2021	% Activity Delivered during April - May 2021 in comparison to April - May 2019
OUTPATIENTS	New	Face to Face	5,565	3,195	3,534	-	10,795	5,403	6,709	-
		Virtual	19	740	689	-	53	1,344	1,424	-
		Total	5,584	3,935	4,223	76%	10,848	6,747	8,133	75%
	Review	Face to Face	11,068	5,493	5,942	-	21,809	9,128	11,687	-
		Virtual	89	3,347	3,500	-	161	5,655	7,335	-
		Total	11,157	8,840	9,442	85%	21,970	14,783	19,022	87%
	Overall Totals			16,741	12,775	13,665	82%	32,818	21,530	27,155
INPATIENTS and DAY CASES	Inpatients		534	227	312	58%	1,080	418	556	51%
	Daycases		1,375	974	1,287	94%	2,789	1,934	2,387	86%
	Totals		1,909	1,201	1,599	84%	3,869	2,352	2,943	76%
	Endoscopy (4 scopes)		1,056	540	684	65%	1,924	1,050	1,285	67%
CANCER SERVICES	14 day Breast	% performance	99%	30%	22%		99%	61%	29%	
		Number of Patients	315		304	97%	605		606	100%
	31 day Pathway	% performance	99%	93%	100%		99%	93%	99%	
		Number of Patients	139		132	95%	303		253	83%
	62 day Pathway	% performance	60%	55%	53%		60%	58%	54%	
		Number of Patients	71.5		67.5	94%	148.0		131.5	89%
DIAGNOSTICS	MRI		1,376	1,150	1,139	83%	2,620	2,100	2,288	87%
	Cardiac MRI		27	27	21	78%	57	47	47	82%
	CT		2,760	2,670	2,571	93%	5,387	4,670	5,230	97%
	Cardiac CT		81	70	63	78%	138	120	154	112%
	Non Obstetric Ultrasound		3,827	3,195	3,343	87%	7,488	5,995	6,534	87%
	IMAGING Totals		8,071	7,112	7,137	88%	15,690	12,932	14,253	91%
	ECHO		945	600	724	77%	1,723	1,020	1,338	78%
	DIAGNOSTIC Totals		9,016	7,712	7,861	87%	17,413	13,952	15,591	90%

			May 2021				Cumulative Position April - May 2021			
			May 2019 Activity / Performance	May 2021 Revised Predictions (21.05.21)	Actual Activity Delivered May 2021	% Activity Delivered during May 2021 in comparison to May 2019	April - May 2019 Activity / Performance	April - May 2021 Predictions	Actual Activity Delivered / Performance April - May 2021	% Activity Delivered during April - May 2021 in comparison to April - May 2019
ALLIED HEALTH PROFESSIONALS Elective /Scheduled Contacts	Physiotherapy	New	1,526	1,100	1,389	91%	3,060	1,925	2,734	89%
		Review	4,975	3,100	3,500	70%	9,658	5,425	6,652	69%
	Occupational Therapy	New	773	740	895	116%	1,662	1,554	1,601	96%
		Review	2,776	3,120	2,372	85%	5,346	6,537	5,077	95%
	Dietetics	New	344	389	429	125%	714	637	891	125%
		Review	1,181	1,172	1,268	107%	2,273	1,922	2,541	112%
	Orthoptics	New	268	139	123	46%	517	221	258	50%
		Review	765	600	635	83%	1,666	927	1,295	78%
	Speech & Language Therapy	New	294	249	264	90%	580	463	535	92%
		Review	3,084	2,621	2,820	91%	5,776	4,640	5,562	96%
Podiatry	New	341	400	366	107%	708	577	835	118%	
	Review	3,517	3,200	2,915	83%	6,626	4,916	6,292	95%	
Totals			19,844	16,830	16,976	86%	38,586	29,744	34,273	89%
MENTAL HEALTH Contacts	Adult Mental Health (Non Inpatient)	New	567	431	472	83%	1,114	794	910	82%
		Review	4,639	4,433	4,395	95%	8,792	8,176	8,898	101%
	CAMHS	New	94	55	91	97%	192	105	183	95%
		Review	588	750	752	128%	1,239	1,538	1,478	119%
	Psychological Therapies	New	153	216	226	148%	277	364	415	150%
		Review	1,190	1,305	1,330	112%	2,350	2,418	2,673	114%
	Dementia	New	36	39	35	97%	77	78	65	84%
		Review	486	495	401	83%	940	695	898	96%
	Autism Children's	New Diagnostic	53	80	80	151%	94	137	114	121%
		New Intervention	22	25	22	100%	53	50	66	125%
Autism Adults	New Diagnostic	1	3	7	700%	6	5	14	233%	
	New Intervention	0	4	4	-	2	7	6	300%	
Totals			7,829	7,836	7,815	100%	15,136	14,367	15,720	109%

			May 2021				Cumulative Position April - May 2021			
			May 2019 Activity / Performance	May 2021 Revised Predictions (21.05.21)	Actual Activity Delivered May 2021	% Activity Delivered during May 2021 in comparison to May 2019	April - May 2019 Activity / Performance	April - May 2021 Predictions	Actual Activity Delivered / Performance April - May 2021	% Activity Delivered during April - May 2021 in comparison to April - May 2019
DAY CARE AND DAY OPPORTUNITIES	Day Care	Number of Attendances	14,153	7,186	8,222	58%	26,234	11,832	15,058	57%
MATERNITY/ OBSTETRICS	OUTPATIENTS	New	296	364	329	111%	665	719	693	104%
		Review	1,108	1,103	1,140	103%	2,336	2,143	2,243	96%
		Totals	1,404	1,467	1,469	105%	3,001	2,862	2,936	98%
ADULT SOCIAL CARE	Domiciliary Care	Hours Delivered (Stat)	32,949	34,325	33,612	102%	64,930	68,649	66,268	102%
		Hours Delivered (Ind)	122,715	112,104	113,915	93%	241,907	224,208	218,296	90%
COMMUNITY NURSING	District Nursing	Contacts	15,823	18,500	18,314	116%	32,218	35,500	37,650	117%
	Health Visiting	Contacts	6,280	8,000	7,649	122%	13,102	14,200	15,822	121%
Community Paediatrics		New	111	94	66	59%	204	159	160	78%
		Review	222	300	258	116%	487	650	544	112%
		Total	333	394	324	97%	691	809	704	102%
Community Dental		New	252	180	186	74%	475	325	376	79%
		Review	813	650	860	106%	1,692	1,170	1,673	99%
		Total	1,065	830	1,046	98%	2,167	1,495	2,049	95%

Unscheduled Care

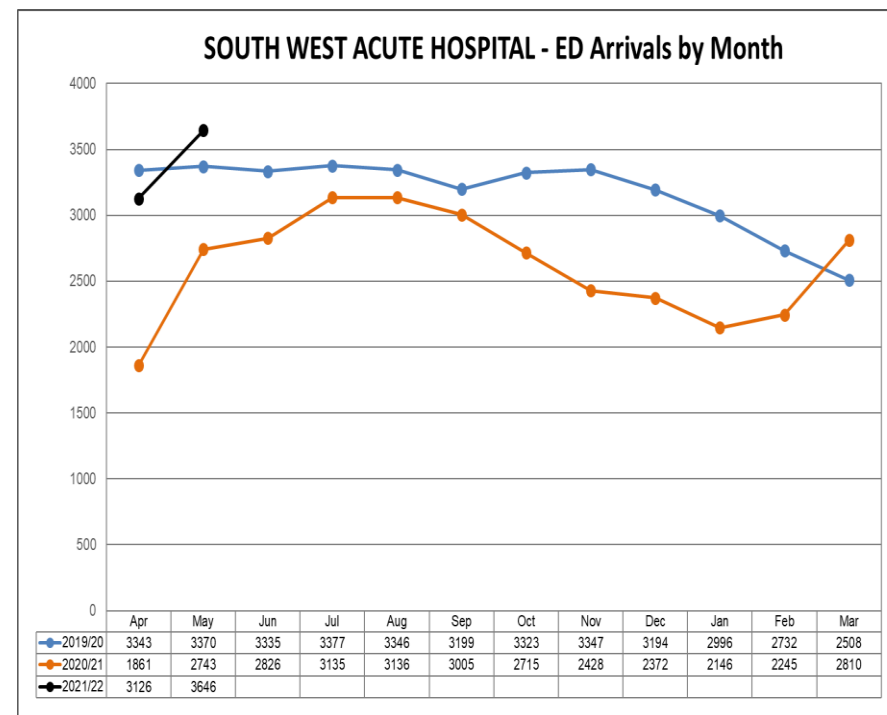
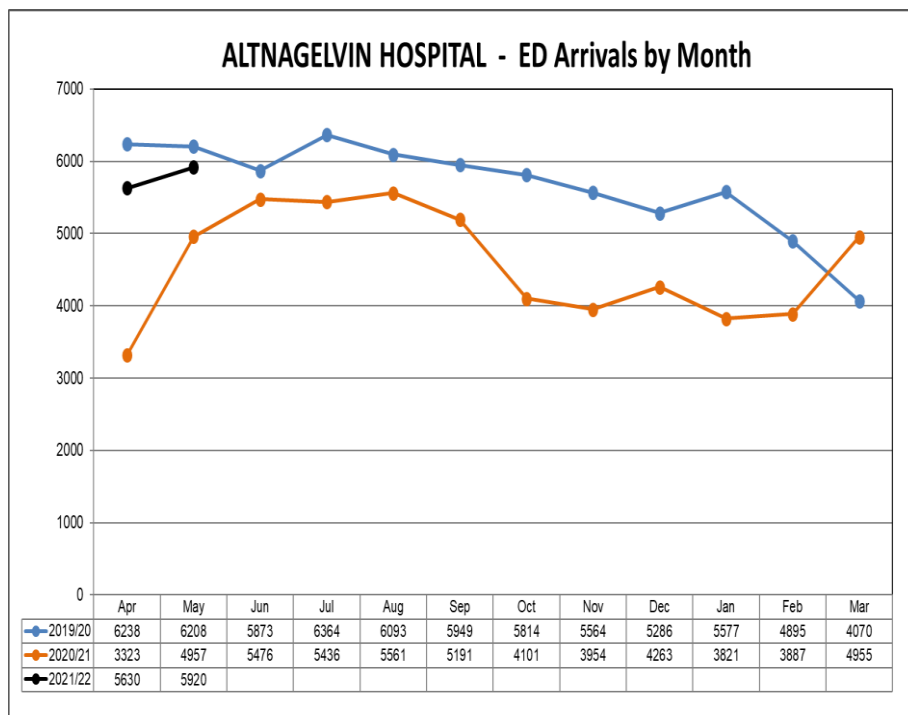
May 2021

Altnagelvin Hospital								
Month	Emergency Department				Inpatients - Adults			
	Attends (Arrivals)	% 4hr	No >12 hours	Longest Wait	Non Elective Adms	Non EI Avg Length of Spell	Complex Discharges	
							Number of Complex Discharges	% Discharged within 48 hours
May 20	4,957	63%	172	31.6 hrs	1,083	6.18	152	87%
May 21	5,920	42%	543	46.2 hrs	1,120	6.9	233	90%
Variance	963 19%	-21%	371		37 3%	0.72	81	3%

South West Acute Hospital								
Month	Emergency Department				Inpatients - Adults			
	Attends (Arrivals)	% 4hr	No >12 hours	Longest Wait	Non Elective Adms	Non EI Avg Length of Spell	Complex Discharges	
							Number of Complex Discharges	% Discharged within 48 hours
May 20	2,743	71%	23	28.4 hrs	607	5.64	197	96%
May 21	3,646	56%	206	41.6 hrs	559	8.22	51	63%
Variance	903 33%	-15%	183		-48 -8%	2.58	-146	-33%

Unscheduled Care

May 2021



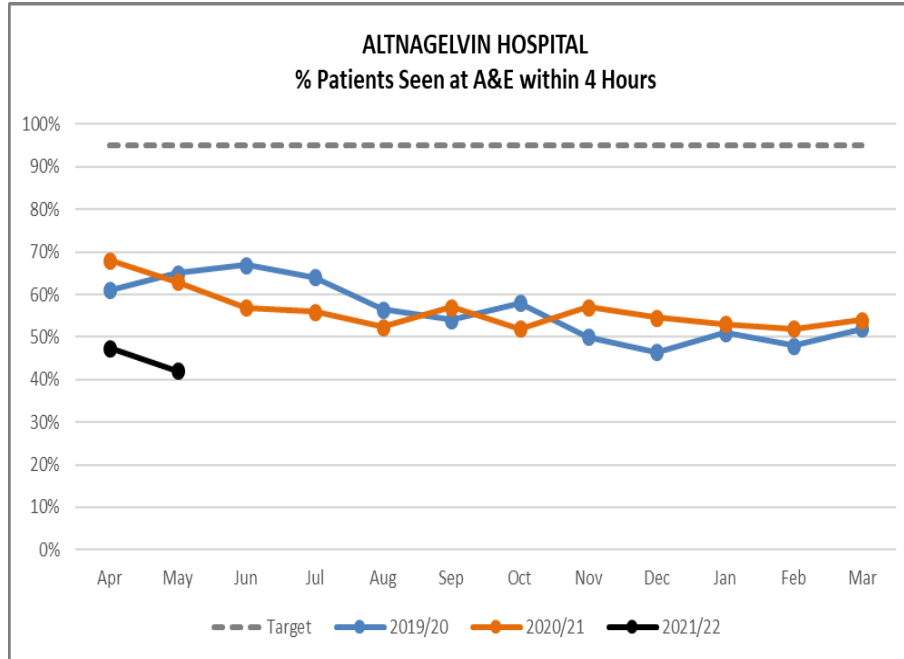
ED Arrivals May 2021: 5,920
Previous month April 2021: 5,630
% change on previous month: 5% increase

ED Arrivals May 2021: 3,646
Previous month April 2021: 3,126
% change on previous month: 17% increase

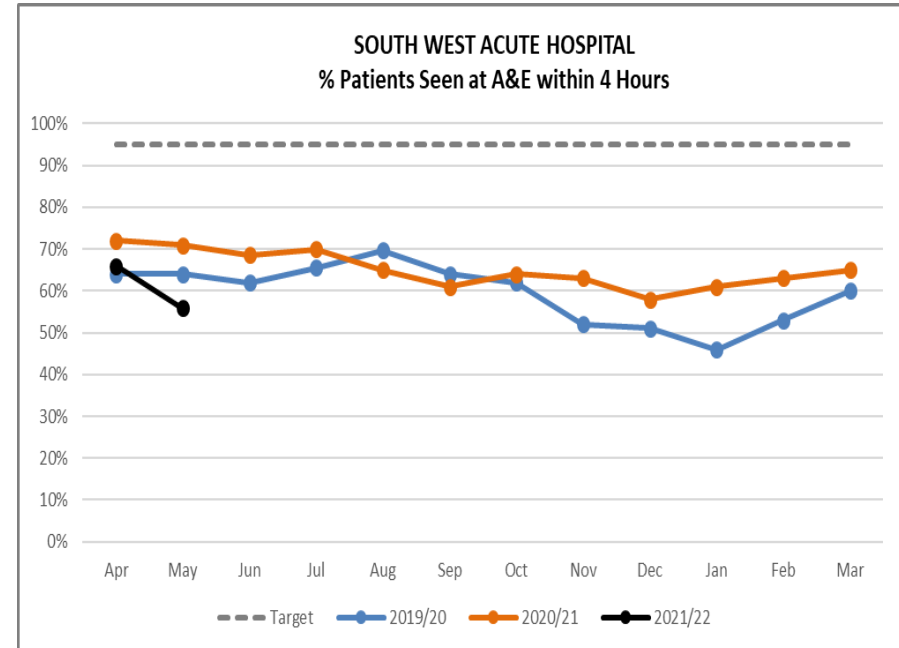
Unscheduled Care

% 4 hour performance

May 2021



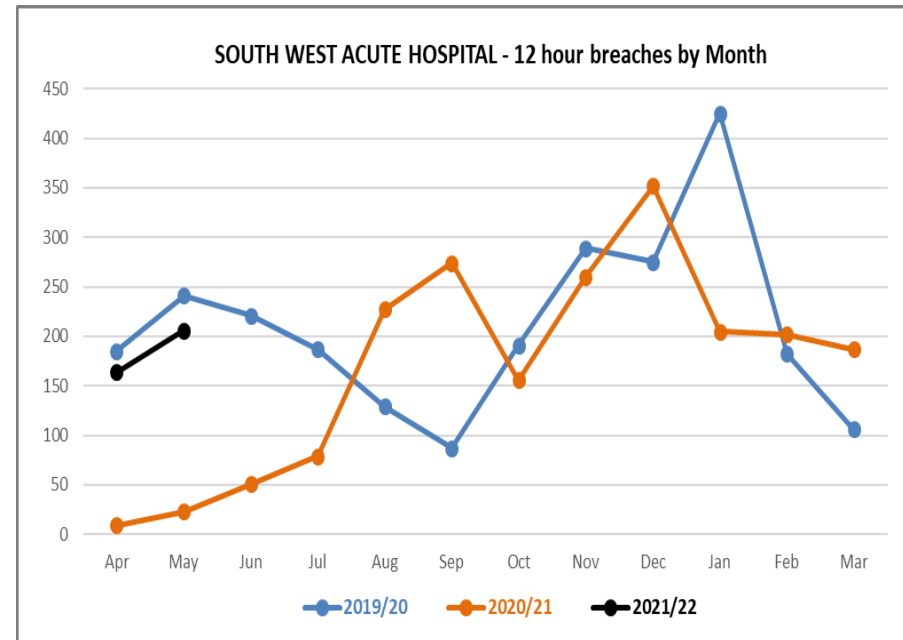
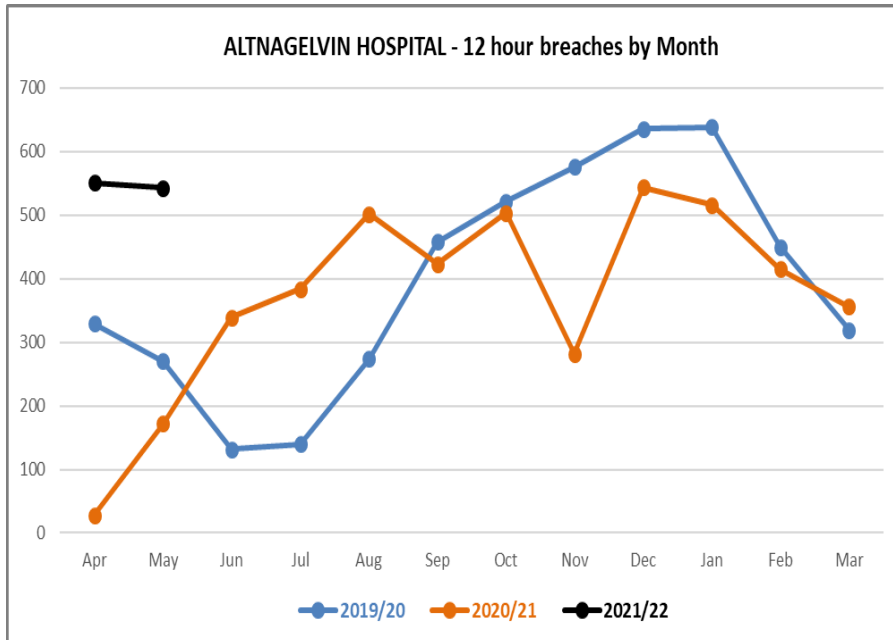
Target: Waiting <4 hours: 95%
% within 4 hours May 2021: 42%
Previous month April 2021: 47%
% change on previous month: 5% decrease



Target: Waiting <4 hours: 95%
% within 4 hours May 2021: 56%
Previous month April 2021: 66%
% change on previous month: 10% decrease

Unscheduled Care 12 hour performance

May 2021



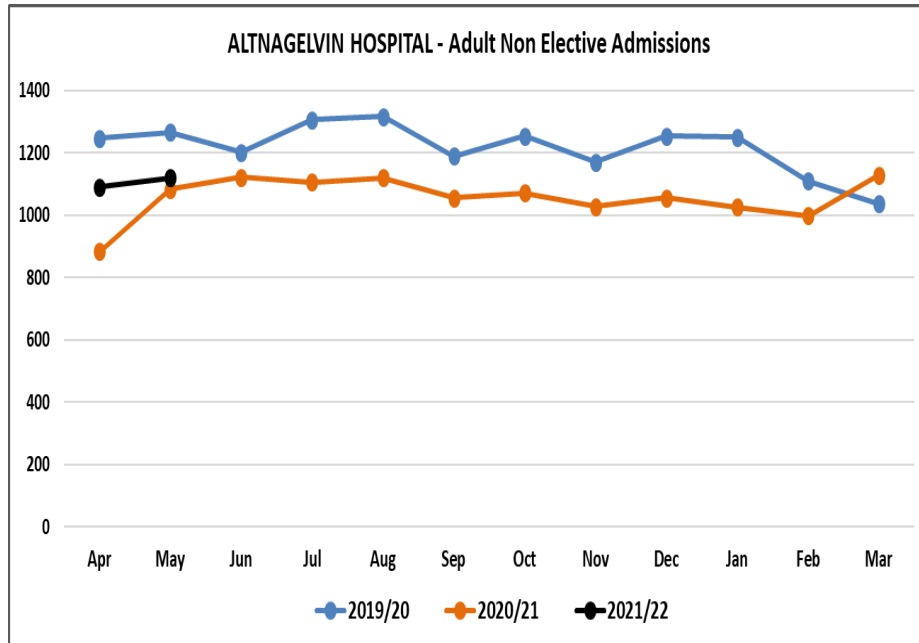
Target waiting >12 hours: 0
Waiting >12 hours May 2021: 543
Previous month April 2021: 551
Change on previous month: 8 decrease

Target waiting >12 hours: 0
Waiting >12 hours May 2021: 206
Previous month April 2021: 164
Change on previous month: 42 increase

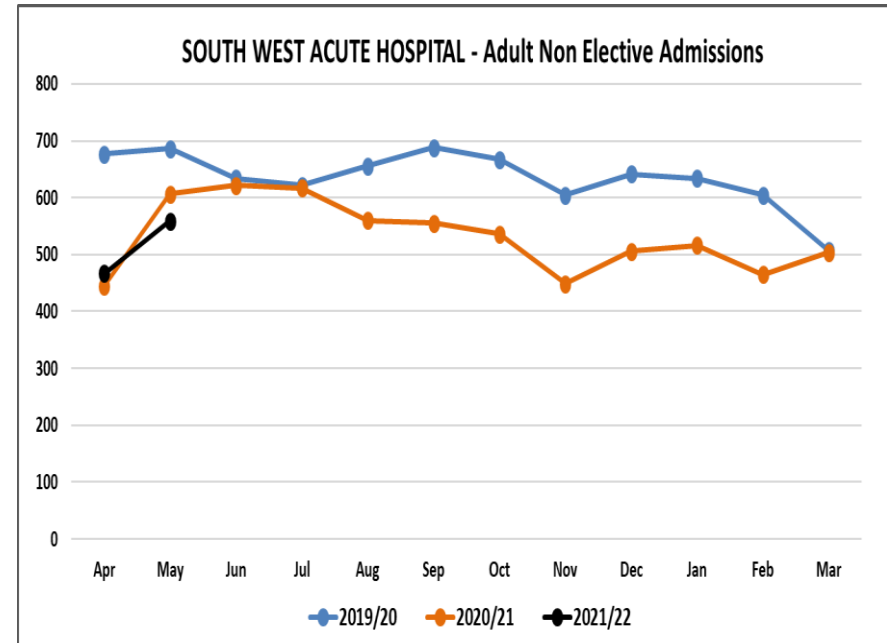
May 2021

Unscheduled Care

Adult Non Elective Admissions



Admissions May 2021: 1,120
Previous month April 2021: 1,091
% change on previous month: 3% increase

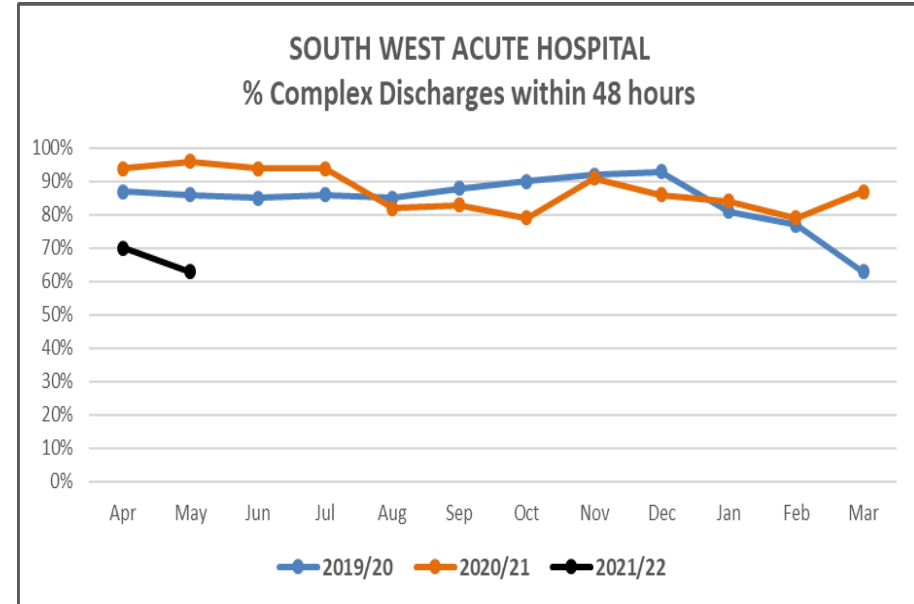
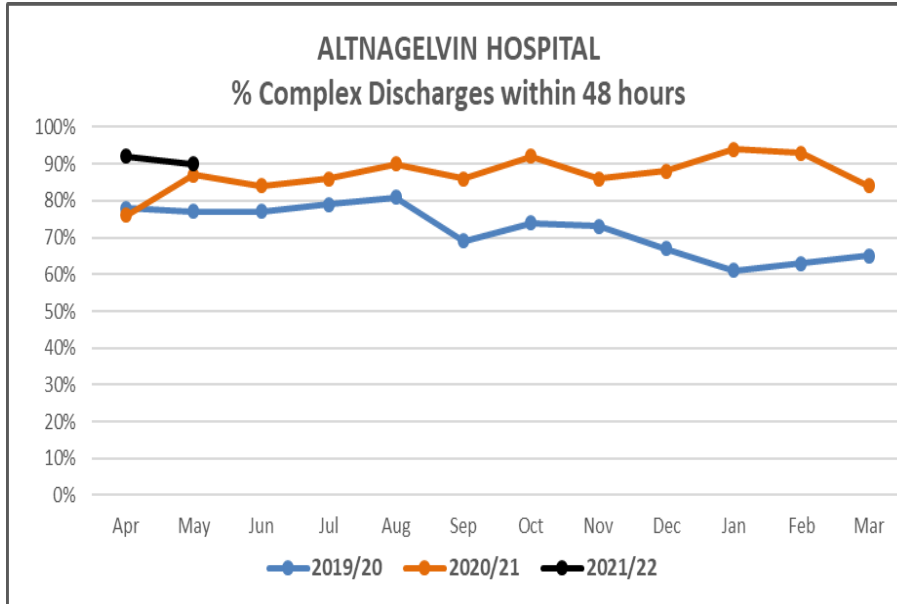


Admissions May 2021: 559
Previous month April 2021: 467
% change on previous month: 20% increase

Unscheduled Care

Complex Discharges % within 48 Hours

May 2021



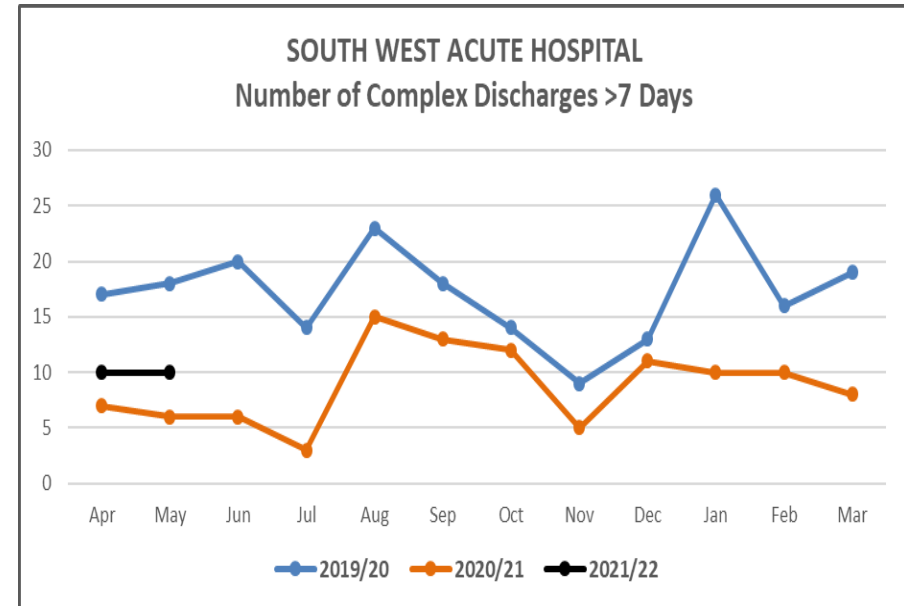
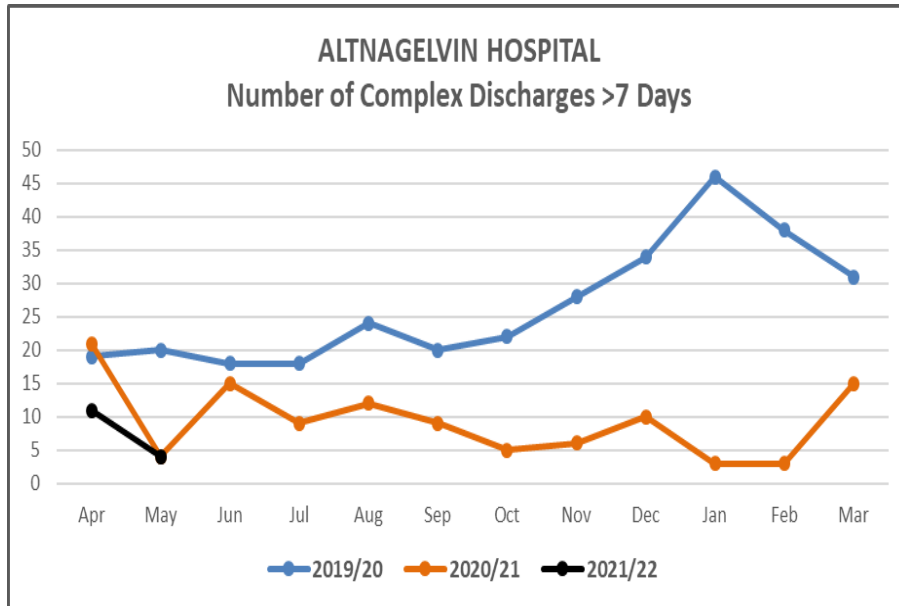
Target Discharges <48 hours: 90%
Complex Discharges <48 hours May 2021: 90%
Previous month April 2021: 92%
Change from previous month: 2% decrease

Target Discharges <48 hours: 90%
Complex Discharges <48 hours May 2021: 63%
Previous month April 2021: 70%
Change from previous month: 7% decrease

Unscheduled Care

Complex Discharges >7 Days

May 2021

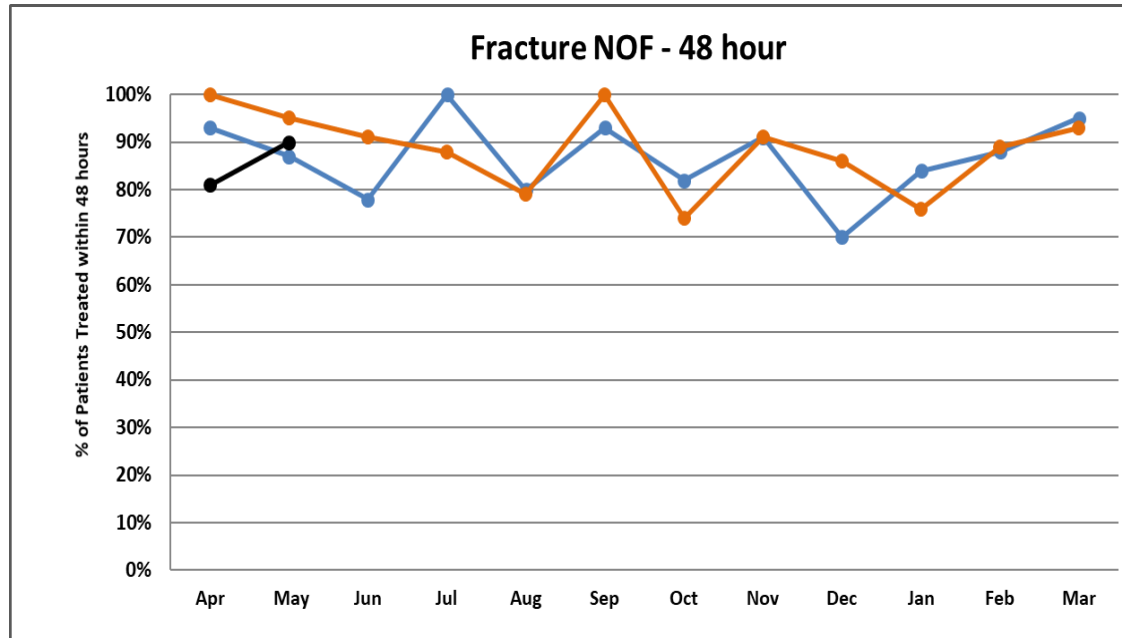


Target Discharges >7 days: 0
Complex Discharges >7 days May 2021: 4
Previous month April 2021: 11
Change from previous month: 7 reduction

Target Discharges >7 days: 0
Complex Discharges >7 days May 2021: 10
Previous month April 2021: 10
Change from previous month: no change

Unscheduled Care

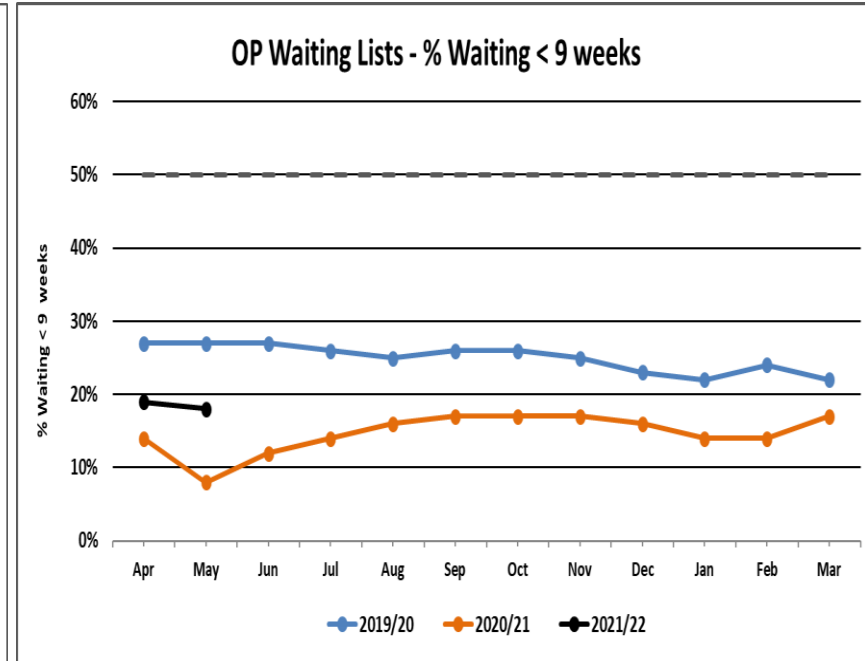
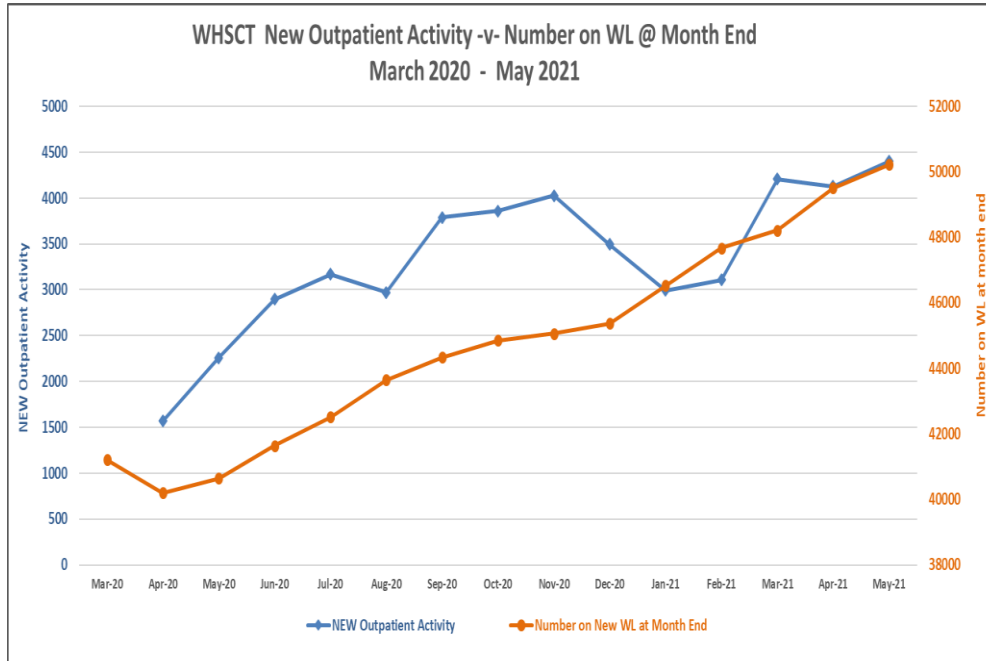
Fracture



Target % <48 hours:	95%
% operated on <48 hours May 2021:	90%
Previous month April 2021:	81%
Change from previous month:	9% increase

Elective Care Outpatients

May 2021

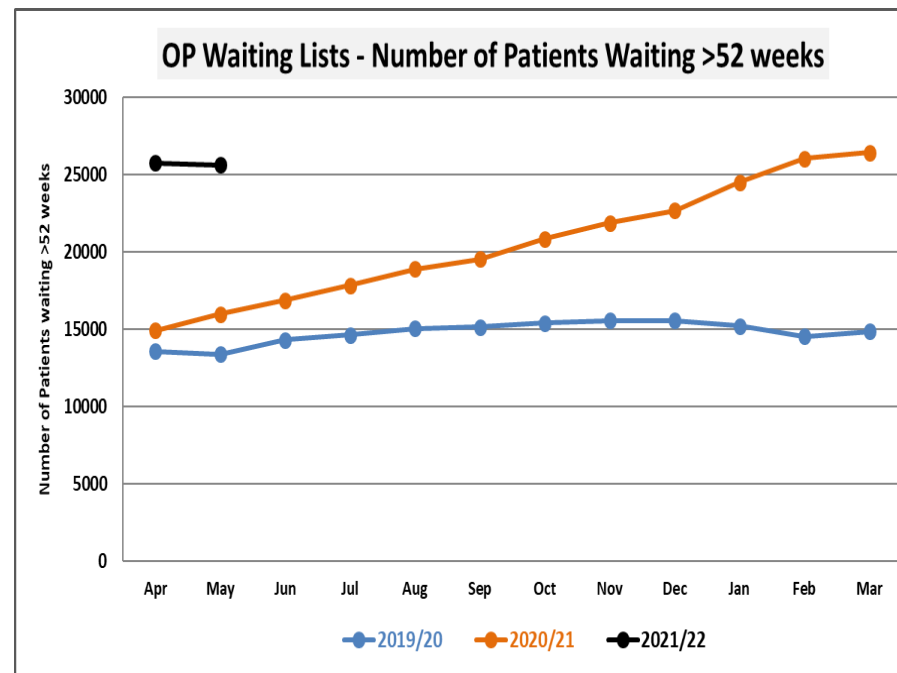
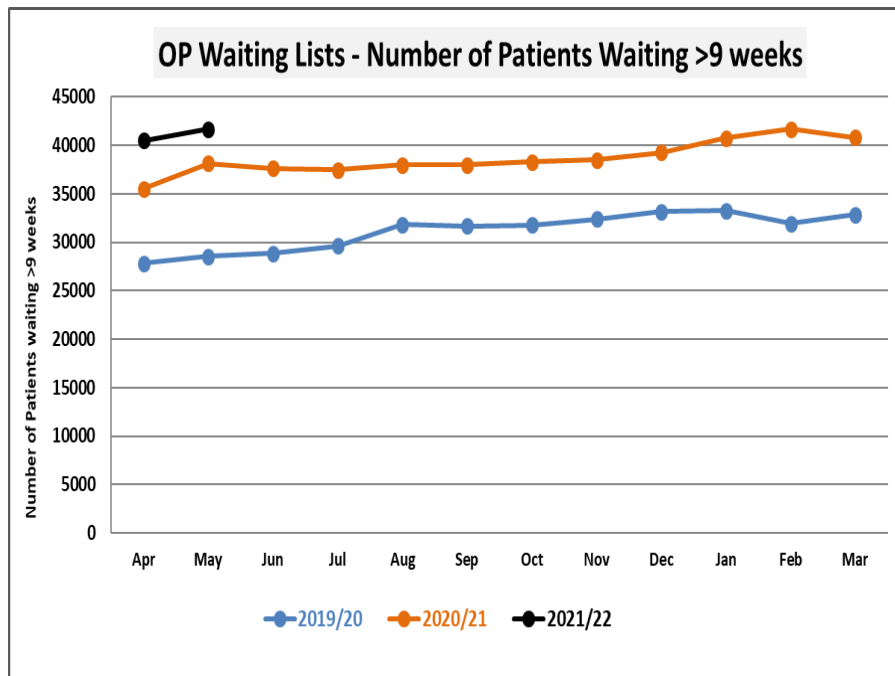


Target % waiting <9 weeks:	50%
Position at May 2021:	18%
Position at April 2021:	19%
Change from previous month:	1% decrease

May 2021

Elective Care

Outpatients



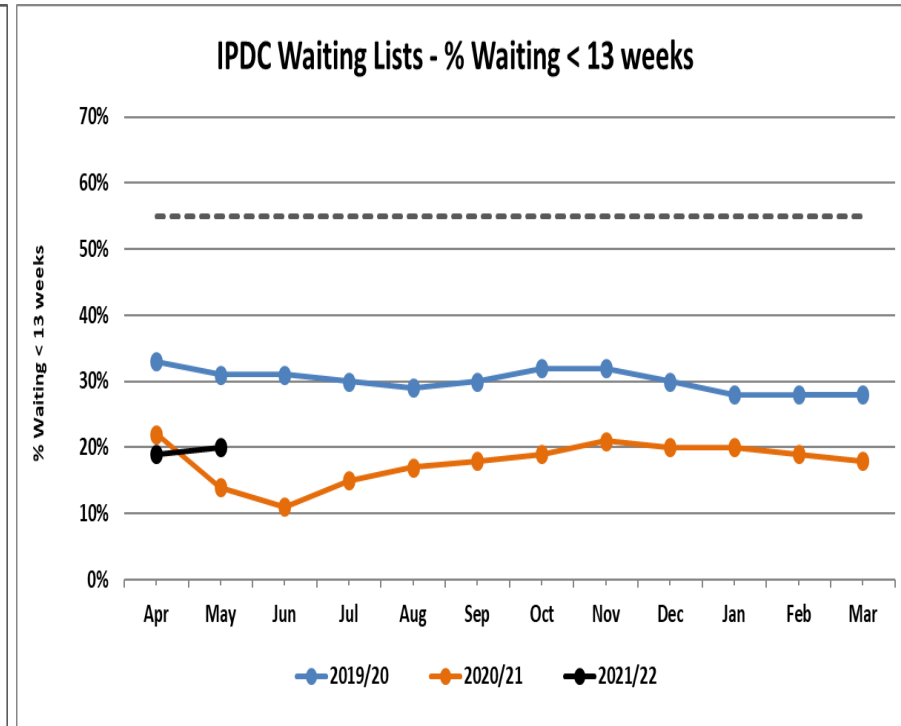
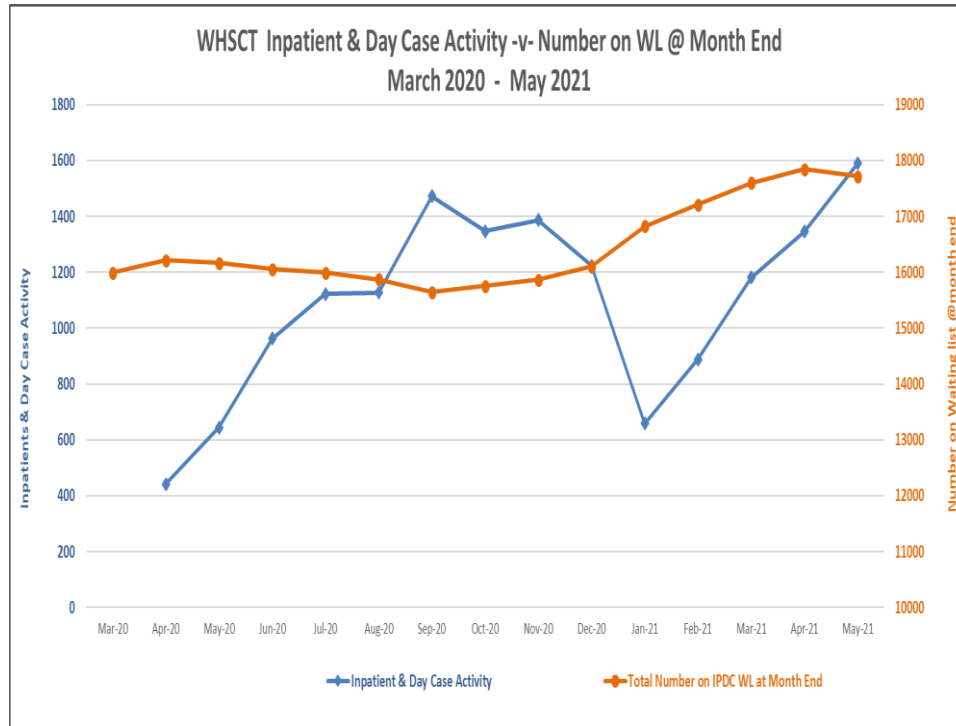
Target: Waiting >9 weeks
Position at May 2021: 41,677
Position at April 2021: 40,488
% Change from previous month: 3% increase
May 2020: 38,126

Target: Waiting >52 weeks
Position at May 2021: 25,644
Position at April 2021: 25,768
% Change from previous month: 0.5% reduction
May 2020: 16,008

May 2021

Elective Care

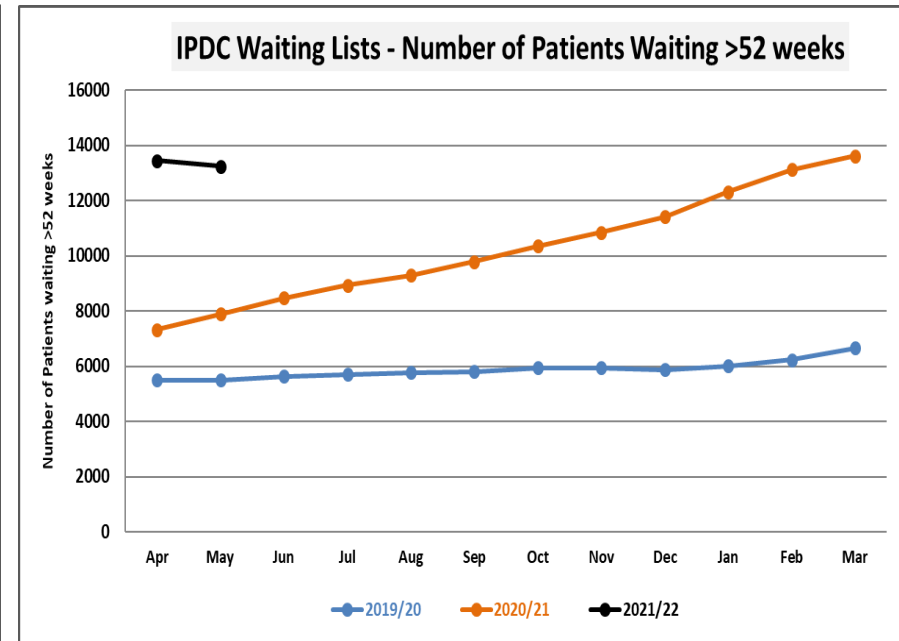
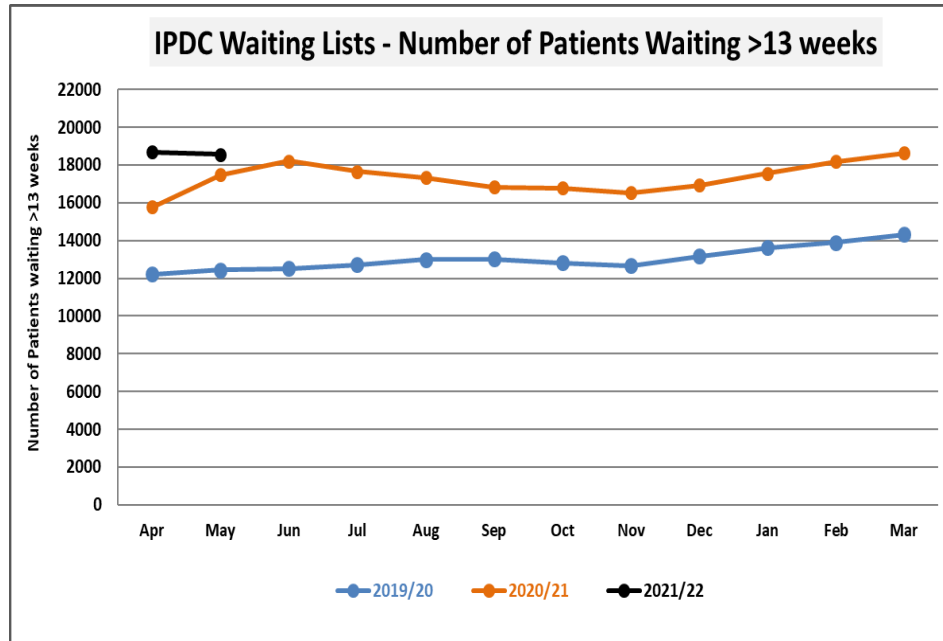
Inpatients and Day Cases



Target % waiting <13 weeks:	55%
Position at May 2021:	20%
Position at April 2021:	19%
% Change from previous month:	1% increase

Elective Care

Inpatients and Day Cases

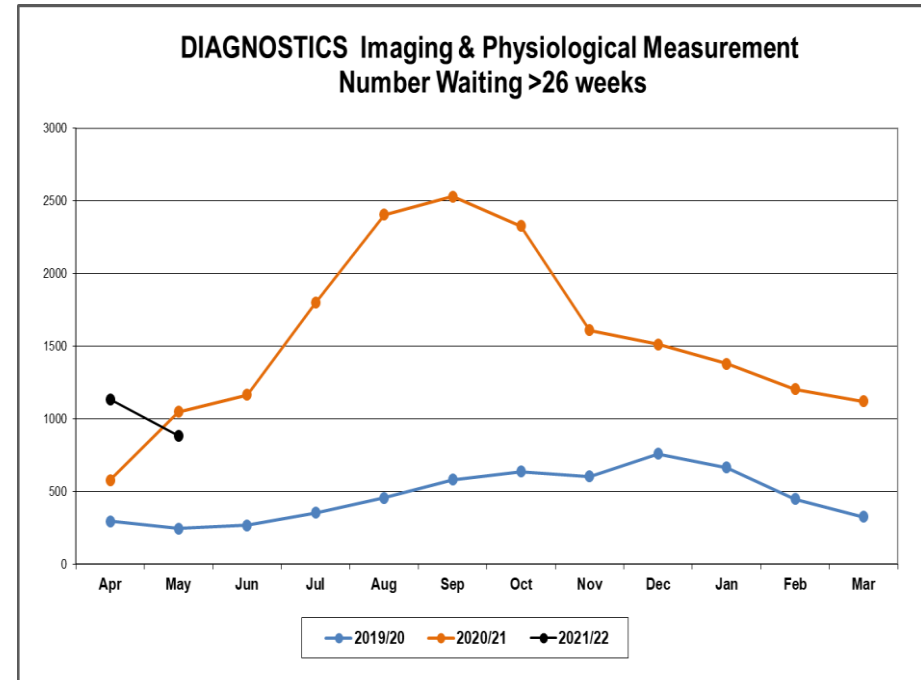
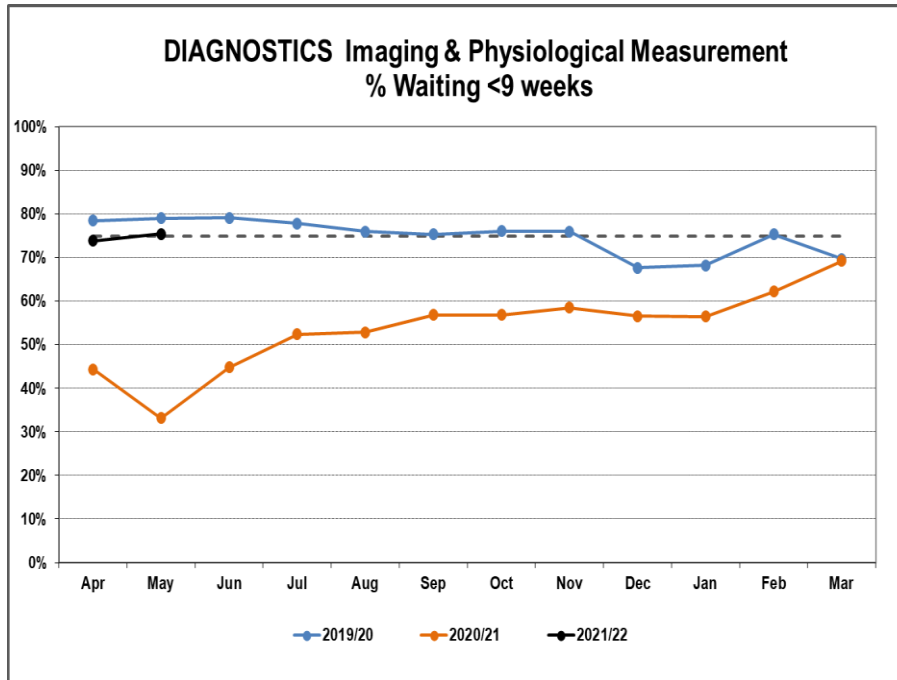


Target: Waiting >13 weeks
Position at May 2021: 18,549
Position at April 2021: 18,682
Change from previous month: 133 decrease

Target: Waiting >52 weeks
Position at May 2021: 13,247
Position at April 2021: 13,457
Change from previous month: 210 decrease

Diagnostics

May 2021

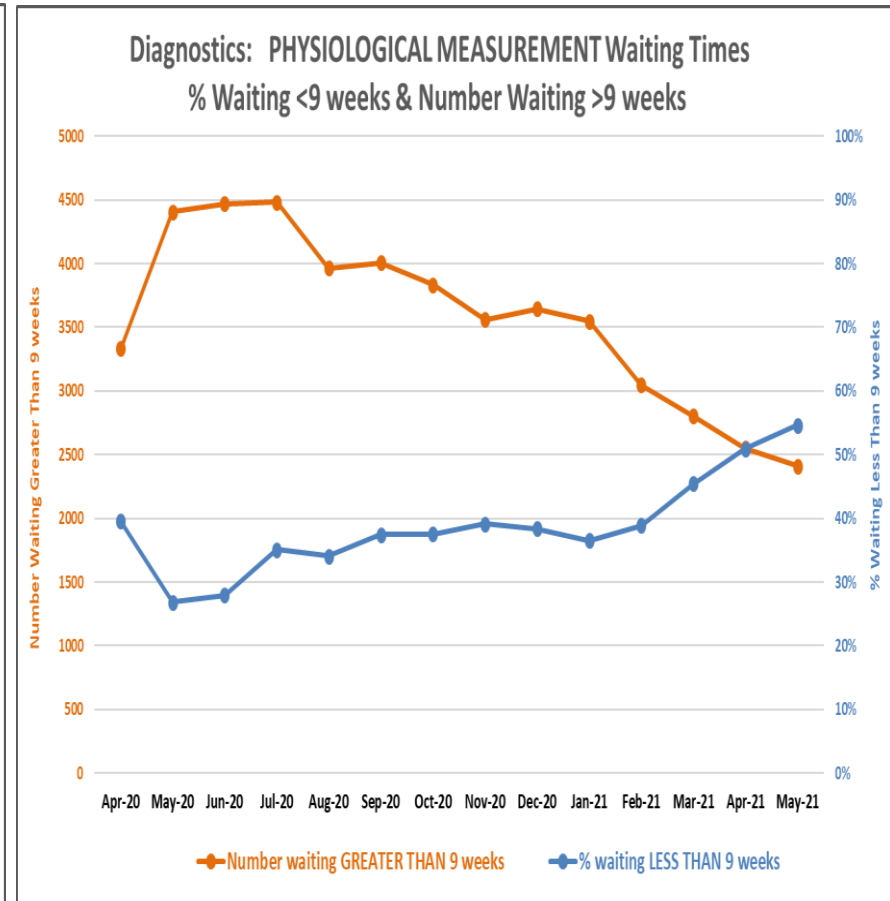
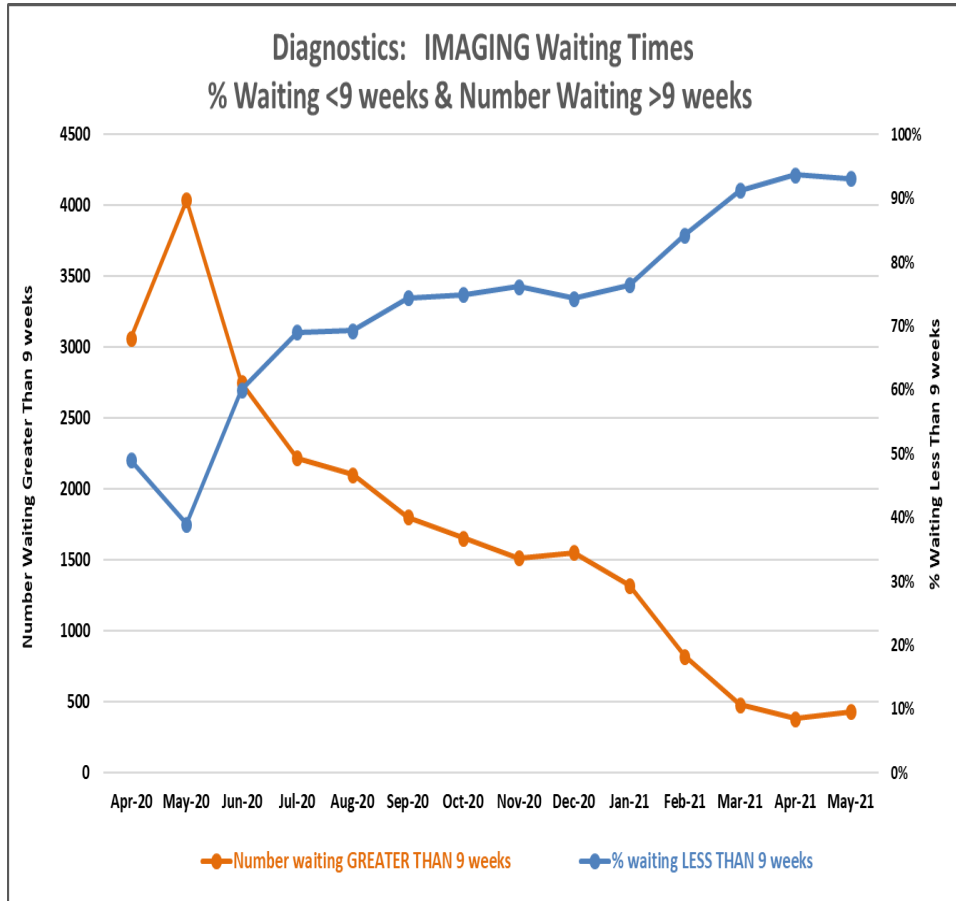


Target % waiting <9 weeks: 75%
Position at May 2021: 75%
Position at April 2021: 74%
Change from previous month: 1% increase

Target waiting >26 weeks: 0
Position at May 2021: 885
Position at April 2021: 1,134
Change from previous month: 249 decrease

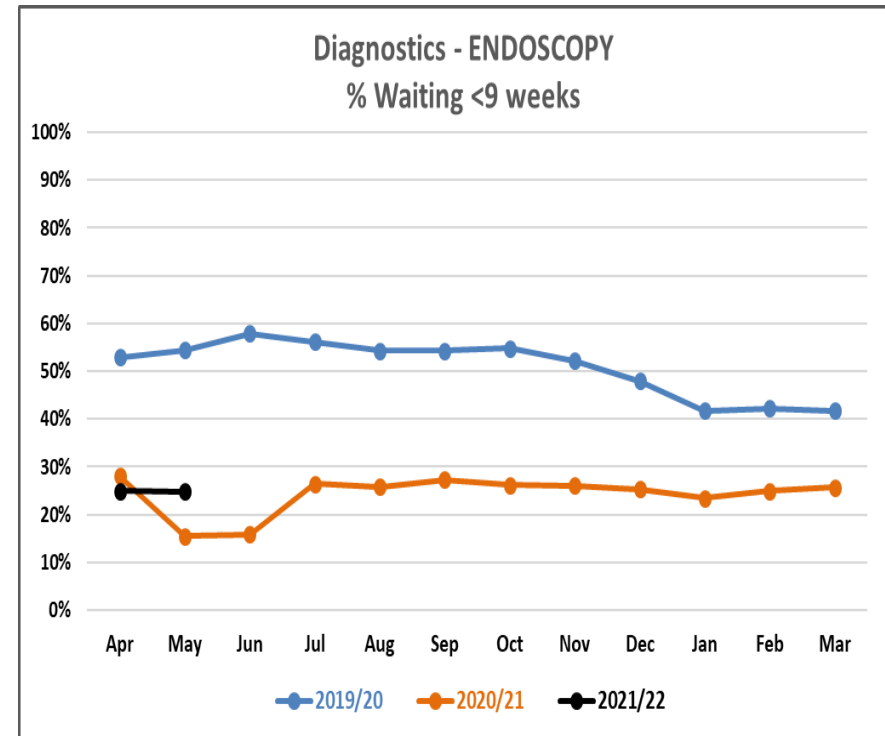
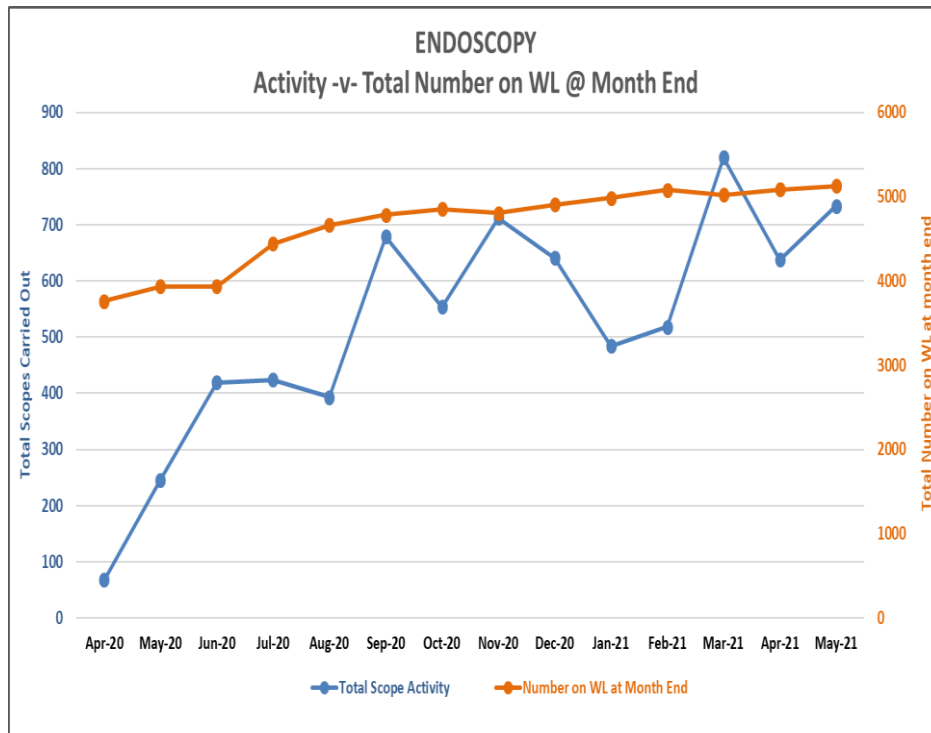
Diagnostics

May 2021



Diagnostics

Endoscopy

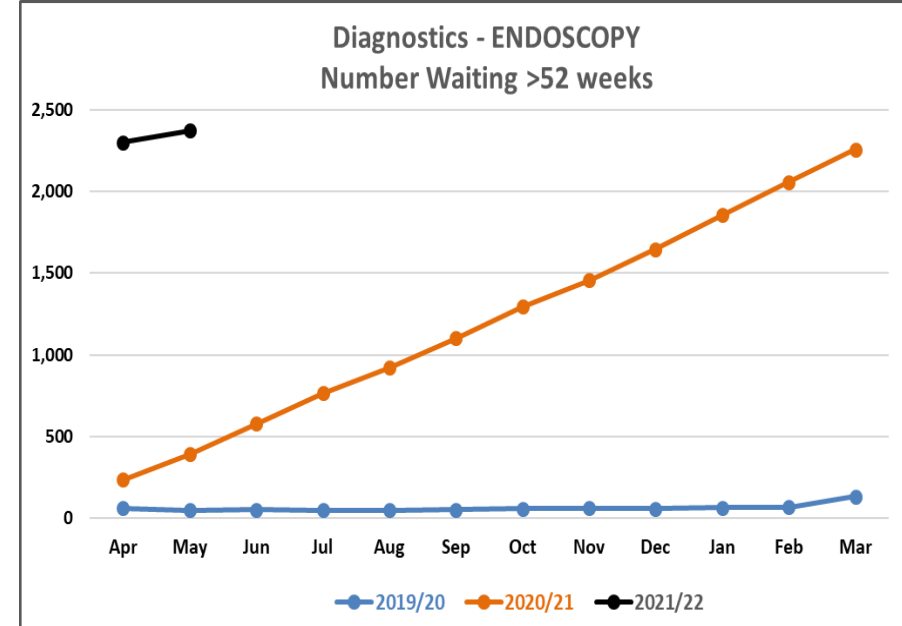
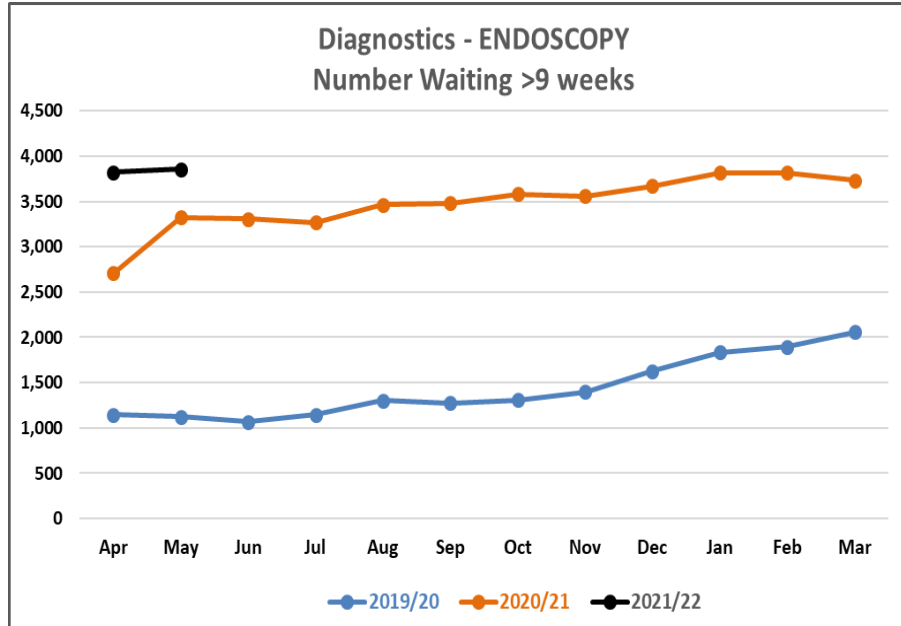


% waiting <9 weeks:
Position at May 2021: 25%
Position at April 2021: 25%
Change from previous month: no change

May 2021

Diagnostics

Endoscopy



Number Waiting >9 wks

Position at May 2021: **3,858**
 Position at April 2021: **3,823**
 Change from previous month: **35 increase**

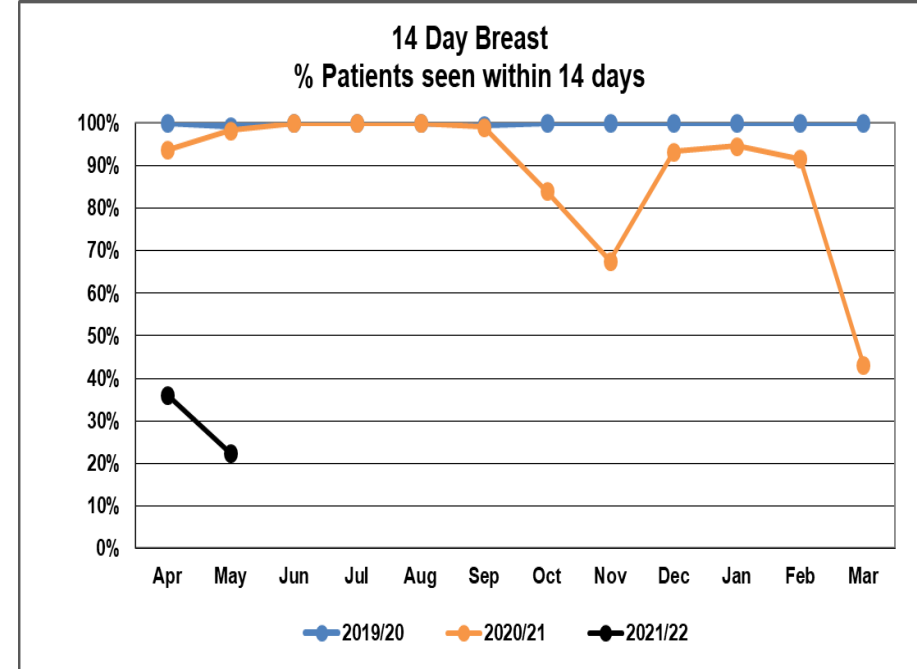
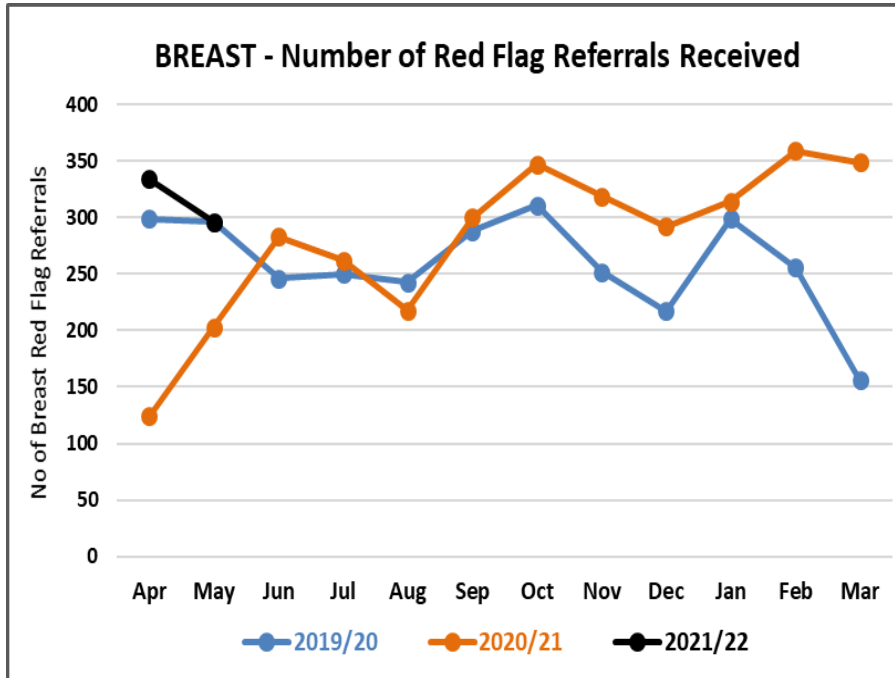
Number Waiting >52 wks

Position at May 2021: **2,372**
 Position at April 2021: **2,300**
 Change from previous month: **72 increase**

Cancer Care

14 Day - Breast

May 2021

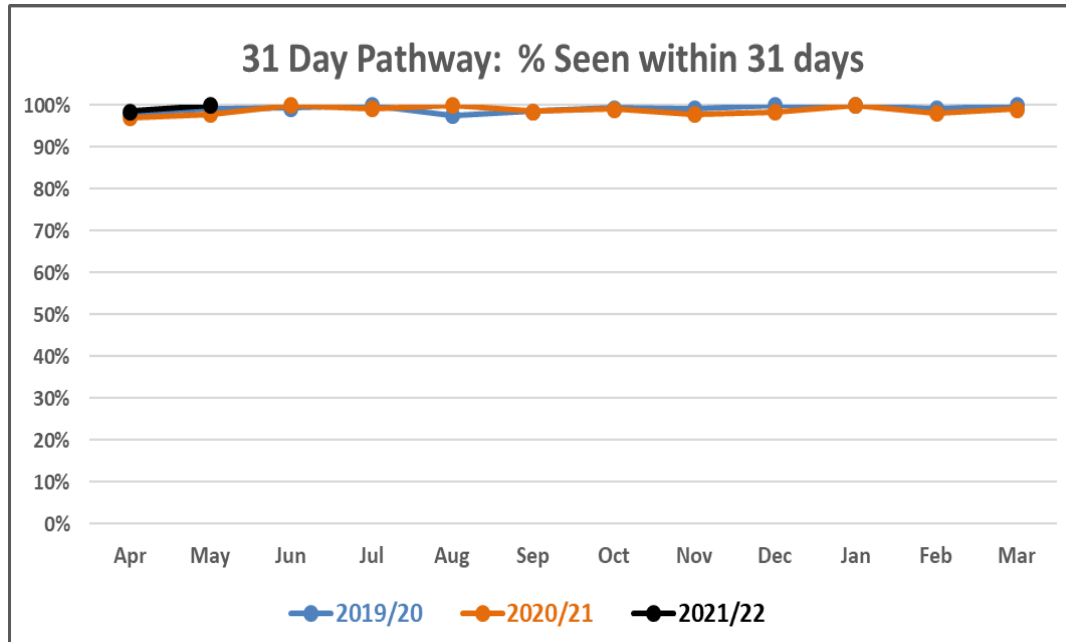


BREAST Red Flag Referrals	
Number received during May 2021:	296
Previous month April 2021:	334
Change from previous month:	38 reduction
May 2019:	296

Target % within 14 days:	100%
% within 14 days May 2021:	22%
Previous month April 2021:	36%
Change from previous month:	14% reduction

Cancer Care

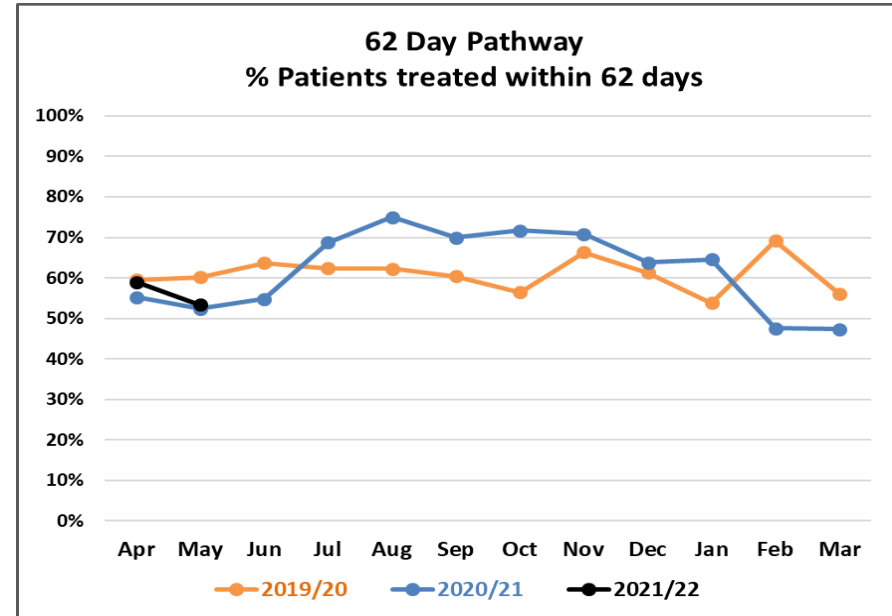
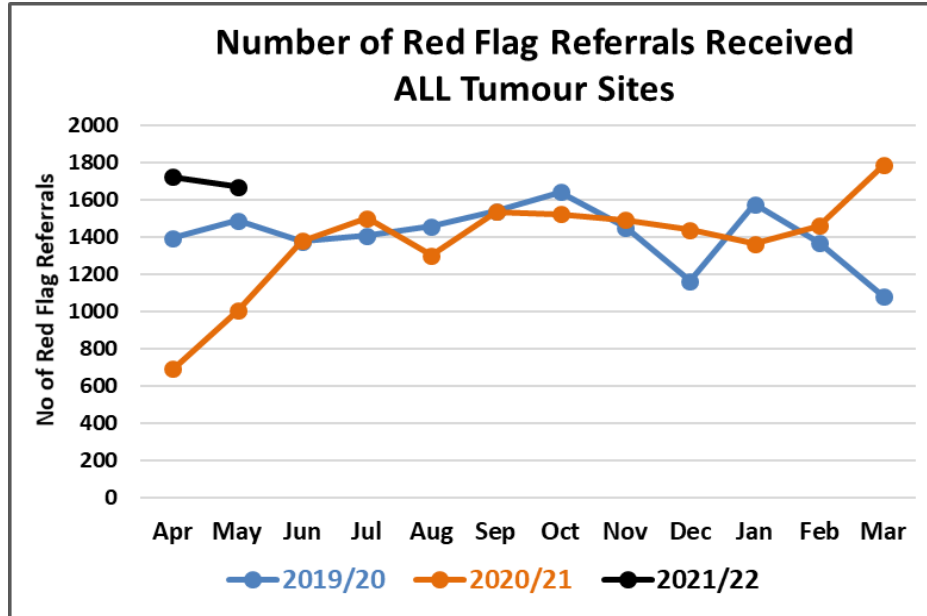
31 Day Pathway



Target % within 31 days:	98%
% within 31 days May 2021:	100%
Previous month April 2021:	99%
Change from previous month:	1% increase

Cancer Care

62 Day Pathway



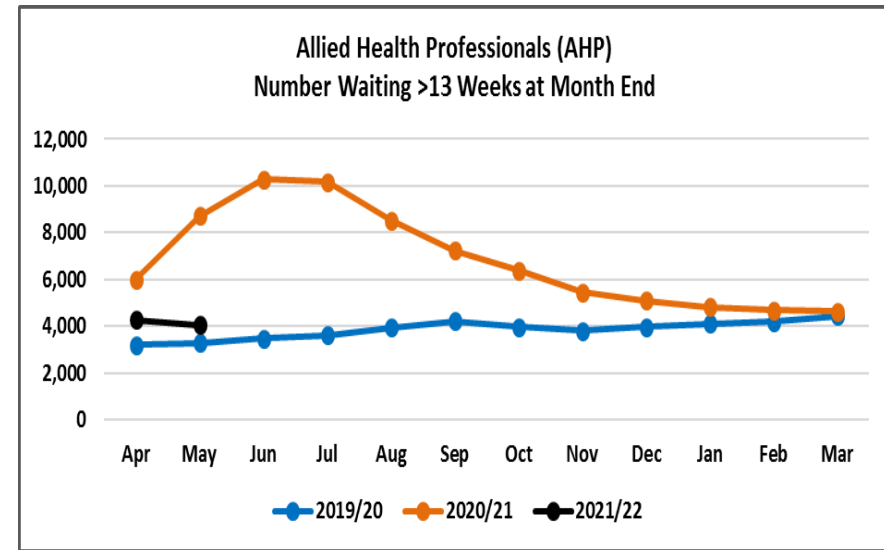
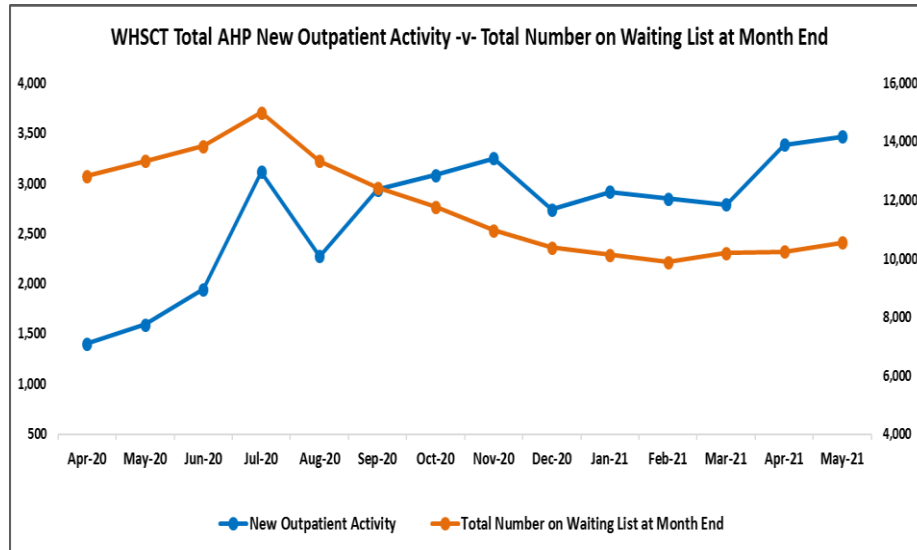
Red Flag Referrals – ALL Tumour Sites	
Number received during May 2021:	1,667
Previous month April 2021:	1,720
Change from previous month:	53 decrease
May 2019:	1,486

Target % within 62 days:	95%
% within 62 days May 2021:	53%
Previous month April 2021:	59%
Change from previous month:	6% decrease

May 2021

Allied Health Professionals - Summary

Outpatients



Target:	Waiting >: 13 weeks
Position at May 21:	4,054
Previous Month April 21:	4,281
% change on previous month:	5% decrease
May 2020:	8,727

Allied Health Professionals - Summary

Outpatients

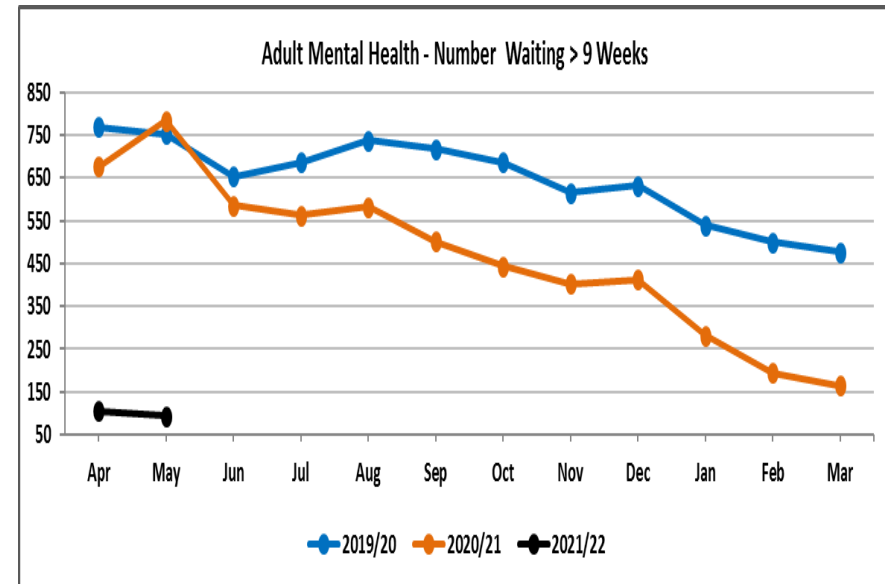
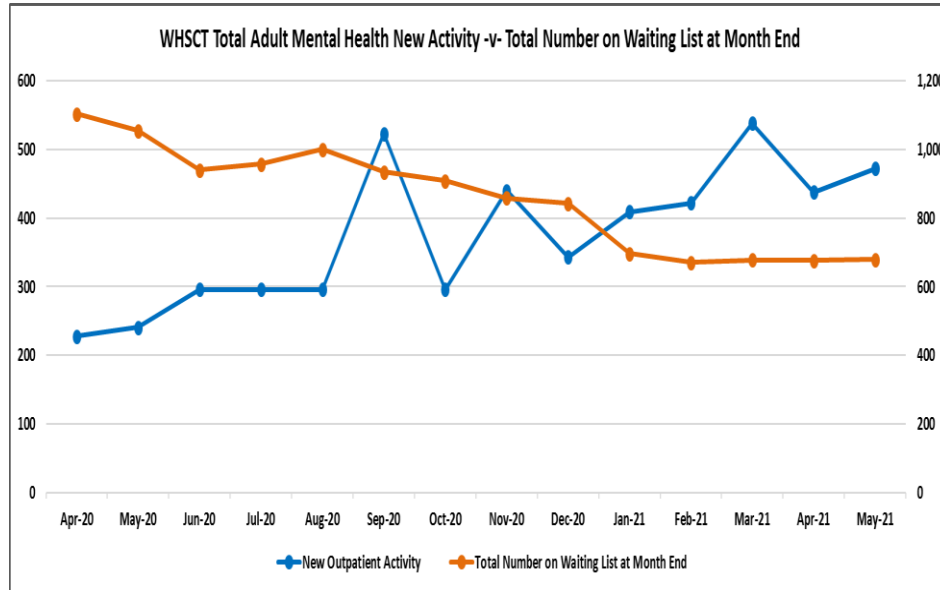
May 2021

AHP Profession	2021/22			May-20
	Apr-21	May-21	% change from previous month	
Total Number on Waiting List at Month End	10,237	10,551	3% increase	13,343
Total Number Waiting >13 Weeks at Month End				
Dietetics	620	638	3% increase	933
Occupational Therapy	2,356	2,262	4% decrease	1,730
Orthoptics	533	558	5% increase	321
Physiotherapy	271	147	46% decrease	3,517
Podiatry	133	110	17% decrease	1,753
Speech and Language Therapy	368	339	8% decrease	473
Total	4,281	4,054	5% decrease	

May 2021

Mental Health Services

Adult Mental Health Service Outpatients



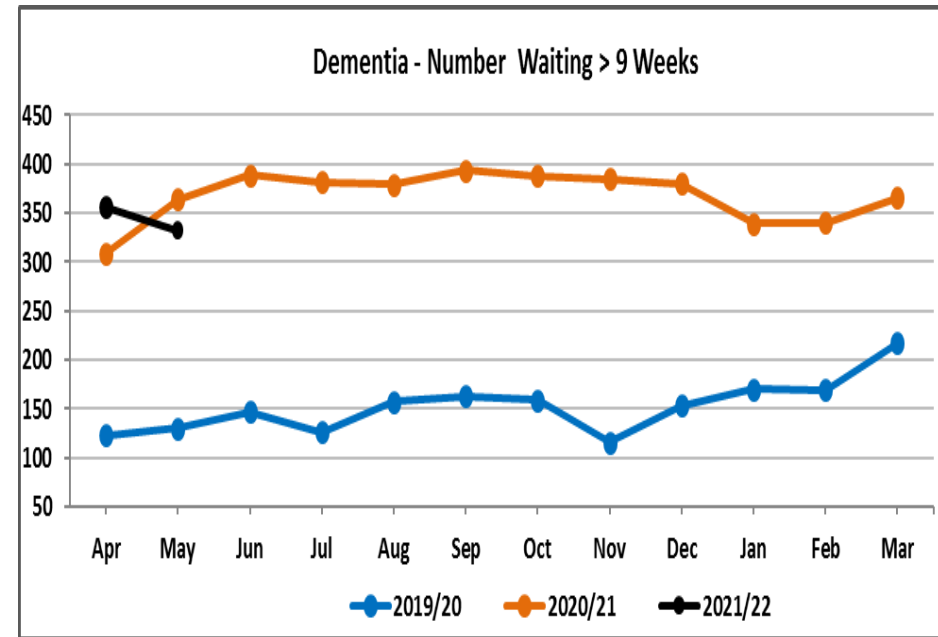
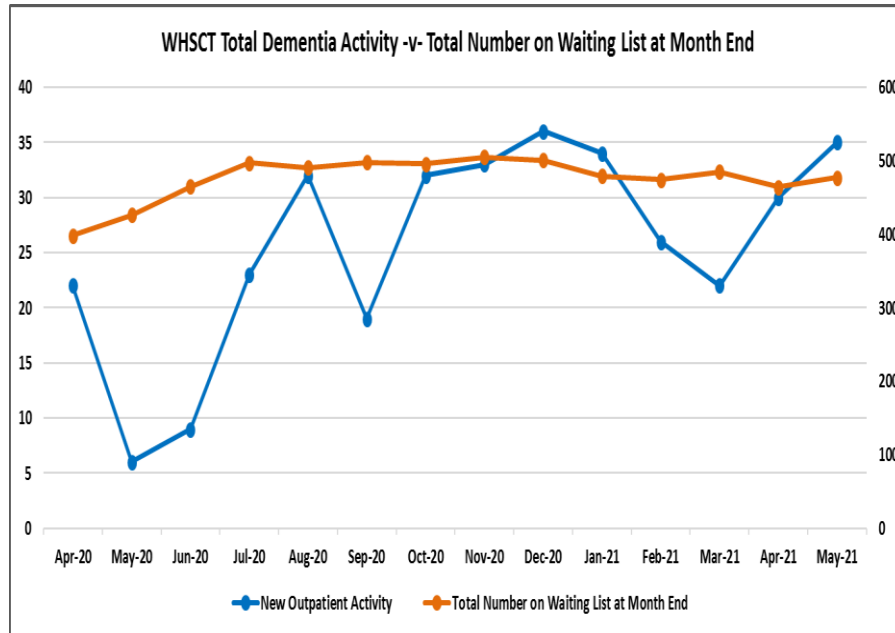
Target:	Waiting >: 9 weeks
Position at May 21:	93
Previous Month April 21:	105
% change on previous month:	11% decrease
May 2020:	783

May 2021

Mental Health Services

Dementia Service

Outpatients

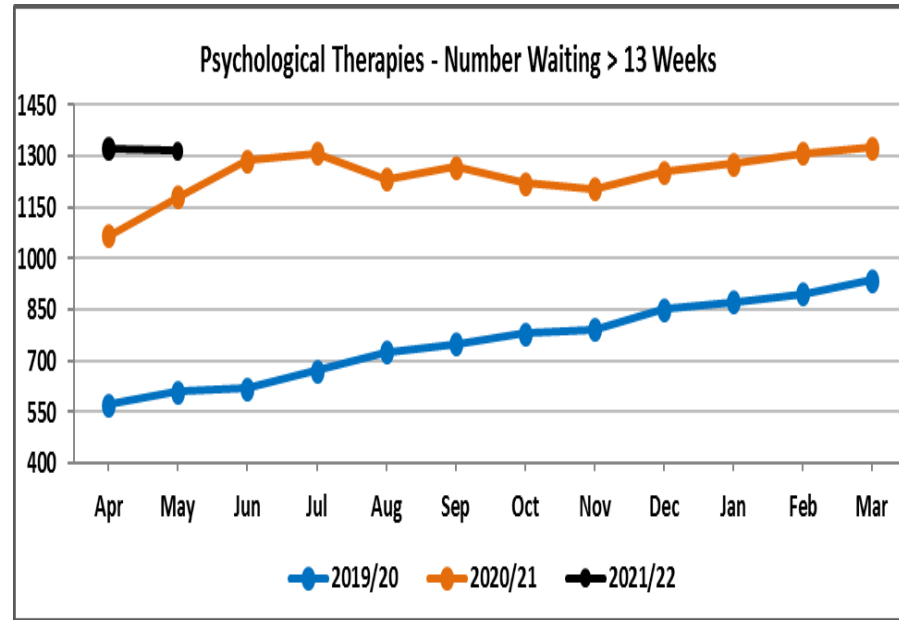
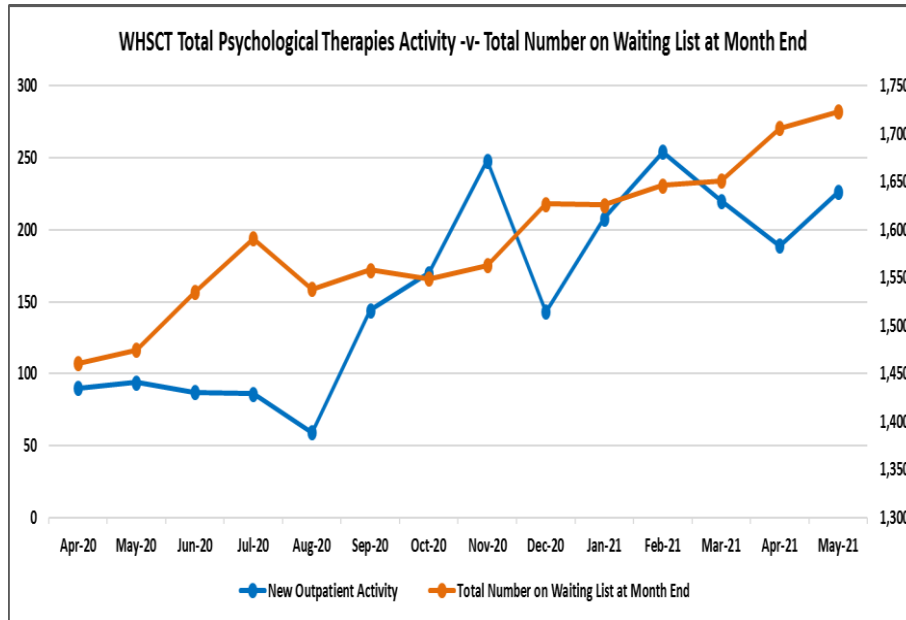


Target:	Waiting >: 9 weeks
Position at May 21:	332
Previous Month April 21:	356
% change on previous month:	7% decrease
May 2020:	364

Mental Health Services

Psychological Therapies Service Outpatients

May 2021

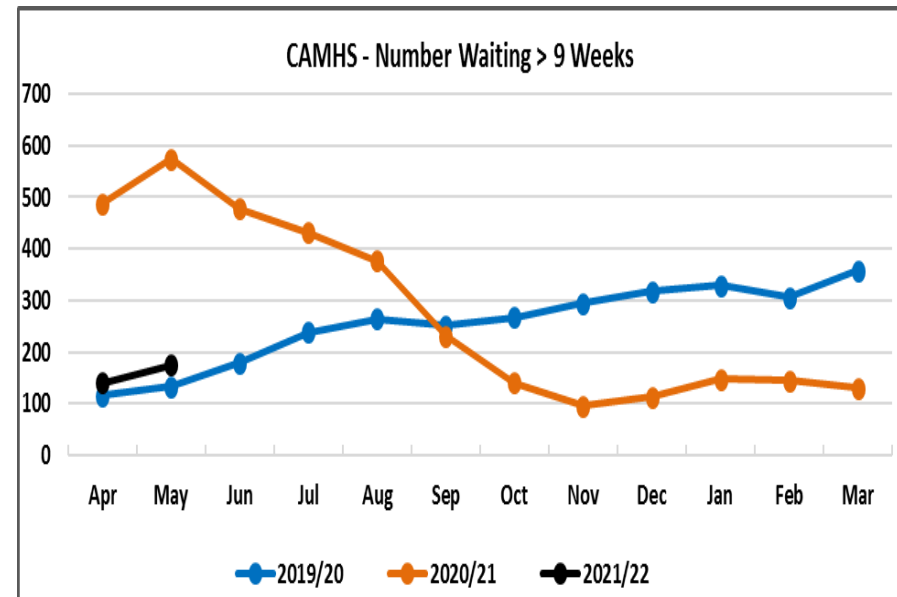
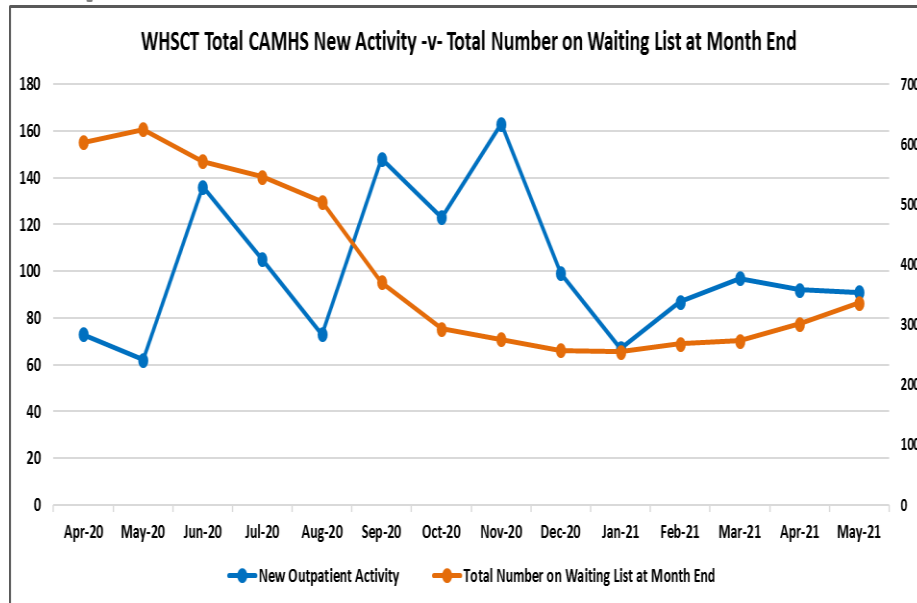


Target:	Waiting >: 13 weeks
Position at May 21:	1,315
Previous Month April 21:	1,320
% change on previous month:	NA
May 2020:	1,180

Children's Services

May 2021

Child and Adolescent Mental Health Service (CAMHS) Outpatients



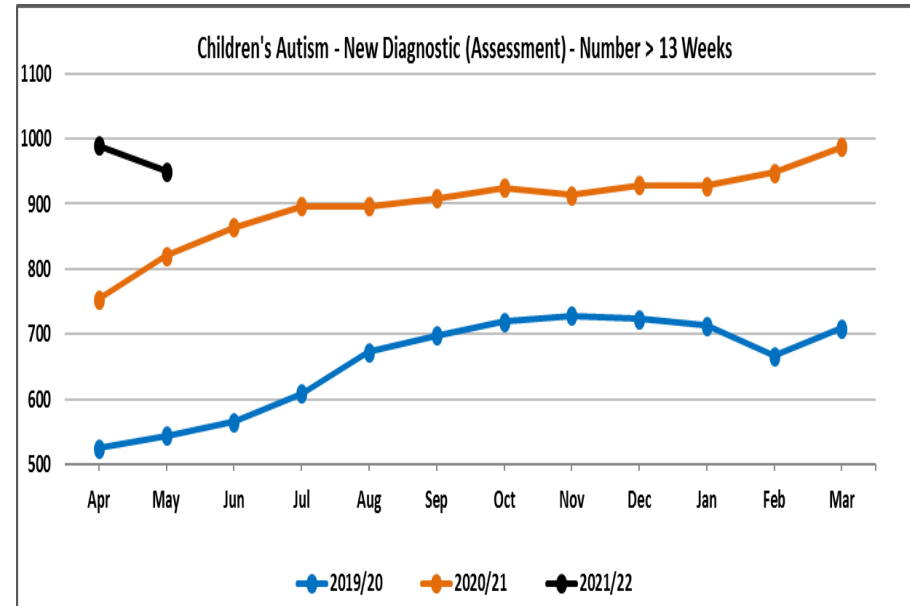
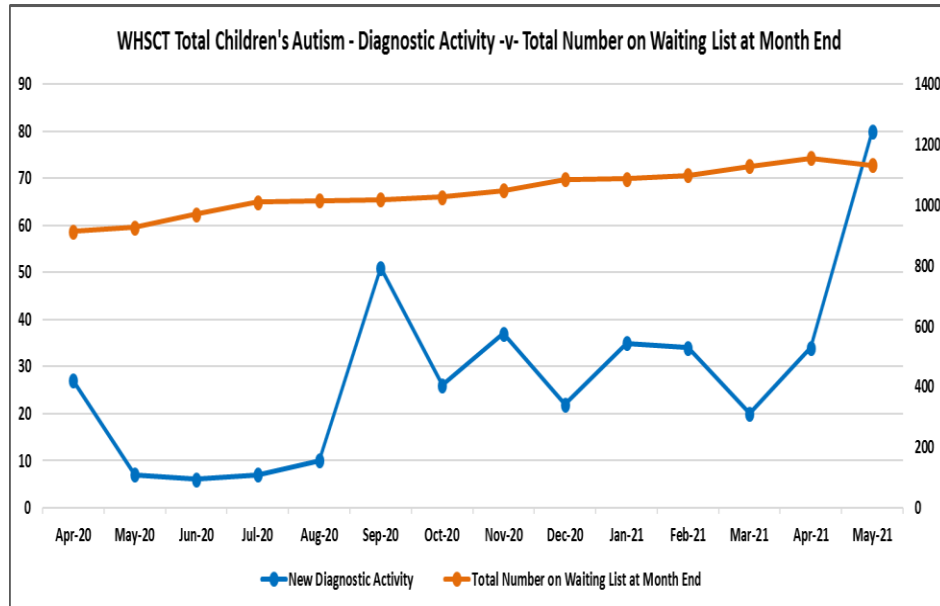
Target:	Waiting >: 9 weeks
Position at May 21:	175
Previous Month April 21:	141
% change on previous month:	24% increase
May 2020:	574

May 2021

Children's Services

Children's Autism Service

Outpatients



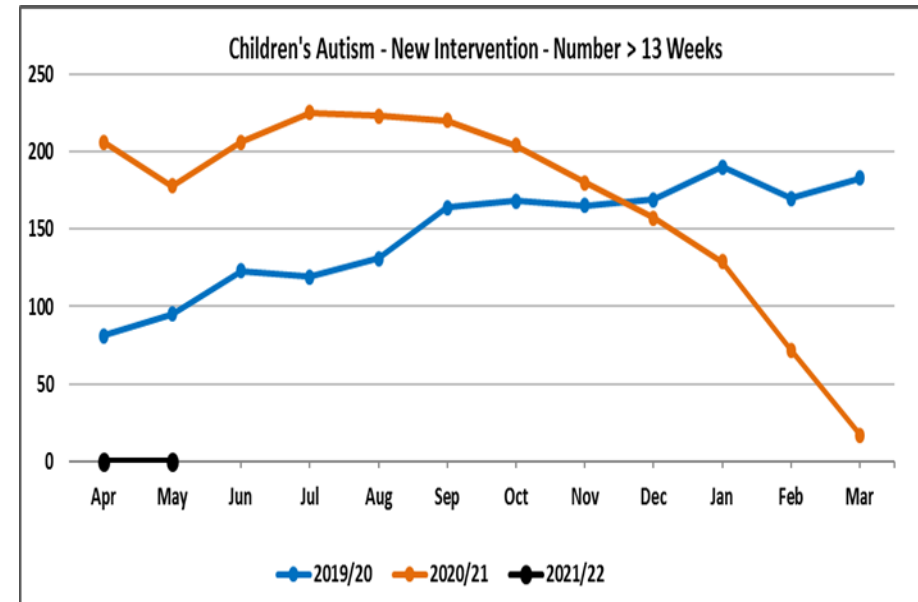
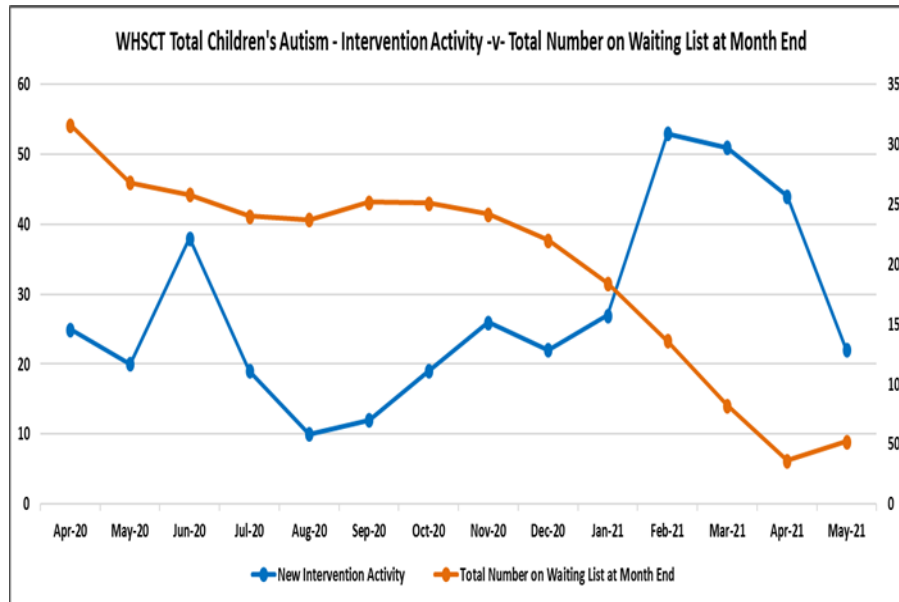
Target (Diagnostic):	Waiting >:13 weeks
Position at May 21:	950
Previous Month April 21:	990
% change on previous month:	4% decrease
May 2020:	820

May 2021

Children's Services

Children's Autism Service

Outpatients



Target (Intervention):	Waiting >: 13 weeks
Position at May 21:	0
Previous Month April 21:	0
% change on previous month:	NA
May 2020:	178
