

Performance Management Report - Month Ending January 2020

Trust Board -

Version - 20th February 2020

Contents

<u>Title</u>	<u>Page</u>
Introduction	3
2019/20 Standards and Targets	4
Glossary of Terms	18

Introduction

This report presents the monthly Corporate Performance Information, in the categories of:

- * Commissioning Plan Direction - Ministerial Targets as per the HSC Commissioning Plan Direction (NI) 2018
- * Supporting activity and profiles

Actual performance is outlined as well as the level of progress against the target. This progress is presented using the red, amber, green format (RAG). Charts are included to highlight trends in performance. In addition arrow indicators are included to assess changing performance as follows:

RAG Rating	
Red	Not achieving Target
Amber	Almost Achieving Target
Green	Achieving Target

Trend on previous month (TOPM)	
Performance Improving	↑
Performance Decreasing	↓
Performance Static	→

The direction of the arrows indicates whether performance has improved, deteriorated or stayed the same since the previous reporting period.

The information figures are provided at a point in time and are subject to validation. This may mean the figures for previous months have to be adjusted. Where this results in a material change to information previously reported, this will be flagged up to Trust Board.

2019/20 Ministerial Standards and Targets

Title	Target	Comments / Actions	Mar-19	June'19	Trend	Cumulative Position	Trend / Activity Analysis
Smoking Cessation	Target 1.1: By March 2020, in line with the departments ten year Tobacco Control Strategy, to reduce the proportion of 11-16 years old children who smoke to 3%; of adults who smoke to 15%; and of pregnant women to 9%.	Target reported by PHA.					
Obesity	Target 1.2: By March 2022, reduce the level of obesity by 4 percentage points and overweight and obesity by 3 percentage points for adults and by 3 percentage points and 2 percentage points for children.	Target reported by PHA.					
Breastfeeding	Target 1.3: By March 2019, through continued promotion of breastfeeding to increase the percentage of infants breastfed, (i) from birth, and (ii) at 6 months. This is an important element in the delivery of the Breastfeeding Strategy Objectives for achievement by March 2025.	Awaiting confirmation of baseline and technical guidance on how this will be reported					
Healthy Places	Target 1.4: By March 2019, establish a minimum of 2 "Healthy Places" demonstration programmes, working with General Practice and partners across community, voluntary and statutory organisations.						
Children in Care	Target 1.10 (a): By March 2019, the proportion of children in care for 12 months or longer with no placement change is at least 85%.	Target 1.10 (a) reported at year end in line with the delegated statutory functions report.	93%				Target 1.10(a) reported at year end in line with delegated statutory functions report.
	Target 1.10 (b): By March 2019, 90% of children, who are adopted from care, are adopted within a three year time frame (from date of last admission).	Target 1.10 (b) will only be reported on a yearly basis through the electronic AD1 return. CIB are looking to collect this 6 monthly but no processes are in place yet.					Target 1.10(b) will be reported on a yearly basis in line with CIB reporting. Final 17/18 position provided - 68% CIB have not yet finalised 2018/19 figures

Title	Target	Comments / Actions			Trend		Trend / Activity Analysis
Delivering Care Framework	Target 2.1: By March 2019 all HSC Trusts should have fully implemented phases 2, 3, and 4 of Delivering Care, to ensure safe and sustainable nurse staffing levels across all medical and surgical wards, emergency departments, health visiting and district nursing services.	Phase 1: Delivery Care Framework: Full implementation has not been sustained due to current level of vacancies.					Achieving this target is dependent on HSCB making appropriate investment in Nurse staffing.

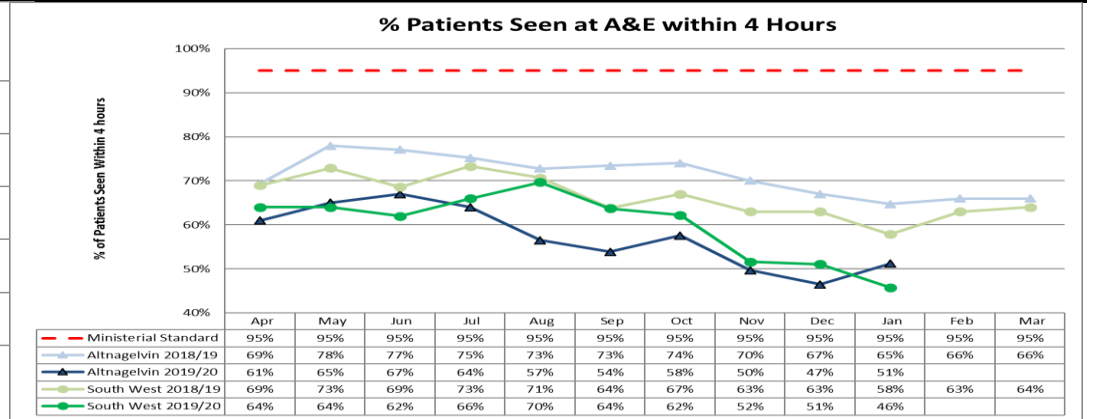
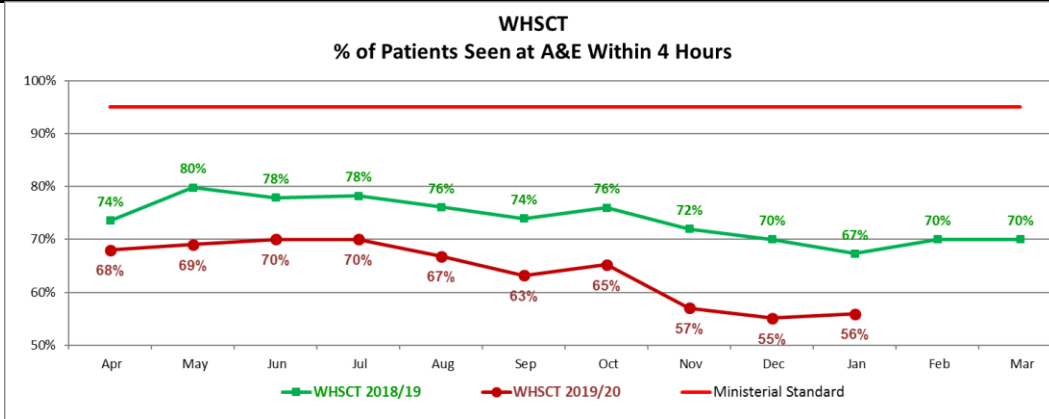
Title	Target	Comments / Actions	Target Profile Apr - Dec	ACTUAL 19- Dec 19	Trend	Variance	Trend / Activity Analysis
Healthcare Acquired Infections	Target 2.3: By 31 March 2020 secure an aggregate reduction of XX% (to be confirmed) of <i>Escherichia coli</i> , <i>Klebsiella spp.</i> and <i>Pseudomonas aeruginosa</i> bloodstream infections acquired after two days of hospital admission, compared to 20XX/XX	HCAGNBSI WHSC 2019/20 Target Maximum = 49	37	51			Information sourced from HSCB Performance Report. Only available on a cumulative basis with 1 month time lag. No HSCB report for End Nov 19 position.
	Target 2.4: In the year to March 2020 the Public Health Agency and the Trusts should secure a reduction of XX% in the total number of in-patient episodes of <i>Clostridium Difficile</i> infection in patients aged 2 years and over, and in-patient episodes of Methicillin-resistant <i>Staphylococcus aureus</i> (MRSA) bloodstream infection compared to 2018/19.	MRSA WHSC 2019/20 Target Maximum = 5	4	3			
		C. Difficile WHSC 2019/20 Target Maximum = 56	42	48			

Title	Target	Comments / Actions	Oct-19	Dec-19	Trend	Cumulative Position	Trend / Activity Analysis
NEWS KPI's	Target 2.2: From April 2016, ensure that the clinical condition of all patients is regularly and appropriately monitored in line with the NEWS KPI audit guidance, and timely action taken to respond to any signs of deterioration.	The NEWS audits are completed quarterly on 34 Acute inpatient wards and each ward is required to audit a sample of 10 patients. Audits will be reported bi-monthly from February 2018 - Target 95%.	94%	92%	↓		<p style="text-align: center;">Western Trust Overall Compliance</p> <p>Percentage</p> <p>Target All elements performed Part 1 & 2 elements performed</p>

Title	Target	Comments / Actions	Dec-19	Jan-20	Trend	Cumulative Position	Trend / Activity Analysis
Care Standards in Residential/ Nursing Homes	Target 2.8(a): During 2019/20 the HSC, through the application of care standards, should continue to seek improvements in the delivery of residential and nursing care and ensure a reduction in the number of (i) residential homes, (ii) nursing homes, inspected that receive a failure to comply notice.	Annual reviews of each client in a residential/nursing home place ensures that any issues are identified and then raised. These are reported centrally to RQIA and the Department.	0	0			
	Target 2.8(b): During 2019/20 the HSC, through the application of care standards, should seek improvements in the delivery of residential and nursing care and ensure a reduction in the number of (i) residential homes, (ii) nursing homes, subsequently attract a notice of decision, as published by RQIA.		0	0			

Title	Target	Comments / Actions	Oct-19	Nov-19	Trend	Cumulative Position	Trend / Activity Analysis
Children in Care	Target 3.2: During 2019/20 the HSC should ensure that care, permanence and pathway plans for children and young people in or leaving care (where appropriate) take account of the views, wishes and feelings of children and young people.						The teams within the Women & Childrens Directorate issue feedback forms to children & young people leaving care to take into account their views and feelings which are kept within the Directorate.
Dementia Portal	Target 3.3: By September 2019, patients in all Trusts will have access to the Dementia Portal.	Awaiting confirmation of baseline and technical guidance on how this will be reported					
Palliative/ End of Life Care	Target 3.4: By March 2020, to have arrangements in place to identify individuals with palliative and end of life care needs, both in the acute and primary settings, which will support people to be cared for in their preferred place of care and in the manner best suited to meet their needs.						An overall WHSCT Palliative Care work Plan for 2016/2017 has been developed. An information system has been developed which captures preferences for care. As a result staff are able to support care within Specialist Palliative care team.
Co-production Model	Target 3.5: By March 2020, the HSC should ensure that the Co-production model is adopted when designing and delivering transformational change. This will include integrating PPI, co-production, patient experience into a single organisational plan.	Awaiting confirmation of baseline and technical guidance on how this will be reported					

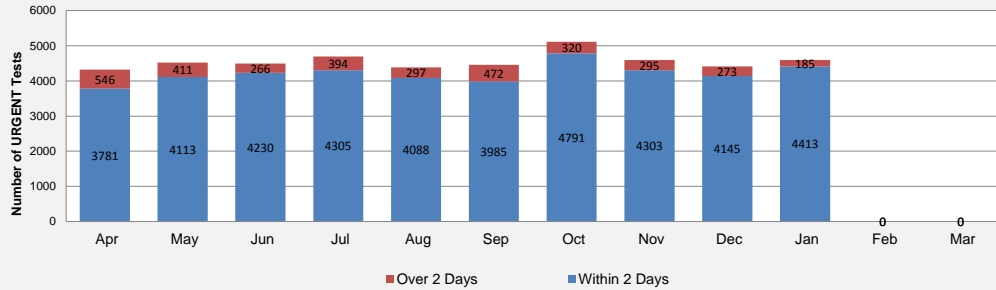
Title	Target	Comments / Actions	Dec 19	Jan 20	Trend	Cumulative Position	Trend / Activity Analysis	
Emergency Department	Target 4.5: By March 2020, 95% of patients attending any Type 1, 2 or 3 Emergency Department are either treated and discharged home, or admitted, within 4 hours of their arrival in the department; and no patient attending any Emergency Department should wait longer than 12 hours	4-Hour target % treated within 4 hours	WHSCCT	55%	56%	↑	64%	
			ALT	47%	51%		58%	
			SWAH	51%	46%		60%	
		OHPCC	99%	99%	99%			
		12-Hour target Number of patients who waited >12 hours	WHSCCT	911	1063	↓	6204	
			ALT	636	638		3974	
	SWAH		275	425	2230			
	Target 4.6: By March 2020, at least 80% of patients to have commenced treatment, following triage, within 2 hours	Percentage of patients who commenced treatment within 2 hours	WHSCCT	75%	75%	→	78%	
			ALT	69%	73%		72%	
			SWAH	75%	68%		80%	
			OHPCC	98%	95%		96%	



Title	Target/Indicator	Comments / Actions	Dec-19	Jan-20	Trend	Cumulative Position	Trend / Activity Analysis
Fractures	% treated within 48 hours		70%	84%	↑	86%	
	Number treated over target		12	7		54	
	Total number of patients treated		40	44		391	
Specialist Therapies	Target 4.7: By March 2020, ensure that at least 16% of patients with confirmed ischaemic stroke receive thrombolysis treatment, where clinically appropriate.	Figures supplied are based on manual returns supplied by the Service. Validated figures are dependent on completed coding. [No of patients who received thrombolysis out of total ischaemic stroke admissions]	27%	11%	↓	18%	
			(8/30)	(2/19)		(52/297)	

Title	Target	Comments / Actions	Dec-19	Jan-20	Trend	Cumulative Position	Trend / Activity Analysis
Urgent Diagnostic Tests	Target 4.9: By March 2020, all urgent diagnostic tests are reported on within 2 days.	% urgent diagnostic tests reported within 2 days	94%	96%	↑	92%	

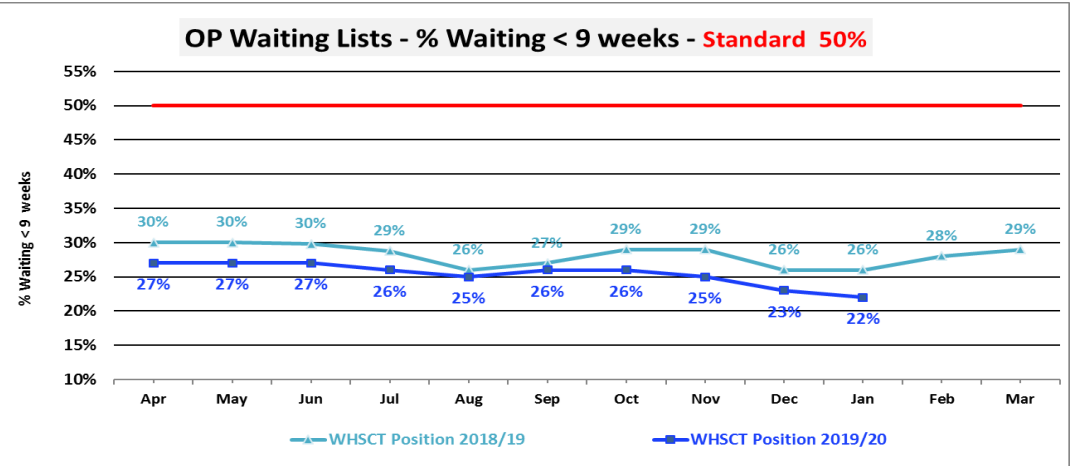
Diagnostic Reporting Turnaround Times - URGENT TESTS



Title	Target	Comments / Actions	Dec-19	Jan-20	Trend	Cumulative Position	Trend / Activity Analysis
Cancer Services	Target 4.10(i): During 2019/20, all urgent suspected breast cancer referrals should be seen within 14 days.	% treated within 14 days	100%	100%	→	99.9%	
		Number treated over target	0	0		3	
	Target 4.10(ii): During 2019/20, at least 98% of patients diagnosed with cancer should receive their first definitive treatment within 31 days of a decision to treat.	% treated within 31 days	100%	100%	→	99%	
		Number treated over target	0	0		12	
	Target 4.10(iii): During 2019/20, at least 95% of patients urgently referred with a suspected cancer should begin their first definitive treatment within 62 days.	% commencing treatment within 62 days	63%	49%	↓	60%	
		Number treated over target	22.5	35.0		267.5	
		The 22.5 figure treated over target equates to 27 patients, 9 of which are ITT's	The 35.0 figure treated over target equates to 43 patients, 16 of which are ITT's	The 267.5 treated over target equates to 329 patients, 206 of which are ITT's			

Title	Target/Indicator	Comments / Actions	Dec-19	Jan-20	Trend	Cumulative Position	Trend / Activity Analysis
Outpatient Waiting List	Target 4.11: By March 2020, 50% of patients should be waiting no longer than 9 weeks for an outpatient appointment and no patient waits longer than 52 weeks.	- % waiting < 9 weeks	23%	22%	↓		
		- [Number waiting > 9 weeks]	33160	33275	↓		
		- [Number waiting > 52 weeks]	15574	15230	↑		

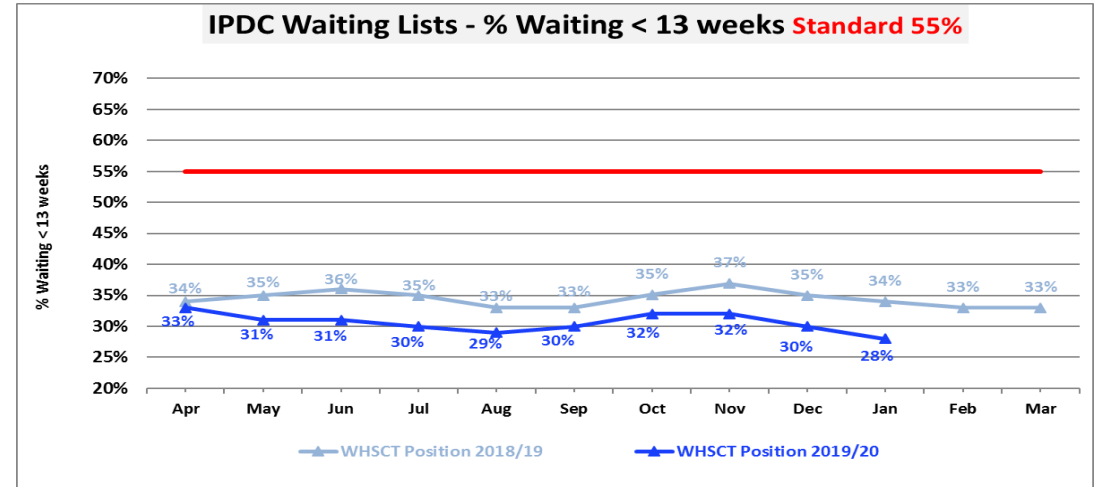
Outpatients Waiting Lists - Key Specialties - As at 31/01/2020					
Specialty	Total OP Waiting	Number Waiting > 9 weeks	Number Waiting > 52 weeks	Longest Waiter (weeks)	Site of Longest Waiter
General Surgery	6942	5733	2658	269	ALTNAGELVIN
Orthopaedics	6986	5998	3570	266	ALTNAGELVIN
Oral Surgery	4203	3824	2417	272	CAUSEWAY
Gastroenterology	2585	2138	1182	244	OMAGH
Respiratory Medicine	1356	1069	650	223	OMAGH
Neurology	4279	4033	3064	271	ALTNAGELVIN
Rheumatology	1597	1257	617	125	ALTNAGELVIN



Title	Target	Comments / Actions	Dec-19	Jan-20	Trend	Cumulative Position	Trend / Activity Analysis
Diagnostic Test	Target 4.12: By March 2020, 75% of patients should wait no longer than 9 weeks for a diagnostic test and no patient waits longer than 26 weeks.	Diagnostic Test			↓		
		- % waiting < 9 weeks	68%	68%			
		- Total Number waiting > 9 weeks	3681	3566			
		- [Imaging]	1069	1108	↓		
		- [Physiological Measurement]	2612	2458			
		- Total Number waiting > 26weeks	760	666	↓		
		Endoscopy			↓		
- [Number waiting > 9 weeks]	1629	1837					

Title	Target	Comments / Actions	Dec-19	Jan-20	Trend	Cumulative Position	Trend / Activity Analysis
Inpatients & Day Cases <i>(Includes Scopes)</i>	Target 4.13: By March 2020, 55% of patients should wait no longer than 13 weeks for inpatient/daycase treatment and no patients waits longer than 52 weeks.	- % waiting < 13 weeks	30%	28%	↓		
		- Number waiting > 13 weeks	13168	13632	↓		
		- Number waiting > 52 weeks	5882	6018	↓		

Inpatients Waiting Lists - Key Specialties - As at 31/01/2020					
Specialty	Total IP/DC Waiting	Number Waiting > 13 weeks	Number Waiting > 52 weeks	Longest Waiter (weeks) - INPATIENT	Longest Waiter (weeks) - DAY CASE
General Surgery (not incld RASC VV)	2045	1633	980	263.1	203.4
Urology	1517	908	311	201.5	172.4
Orthopaedics	4541	3924	2560	246.8	263.4
E. N. T.	2297	1948	1239	266.5	195.4
Ophthalmology (not incld RASC Eye NHST)	3162	2278	432	0	159.3
Oral Surgery	467	318	121	156.3	159.4
Pain Management	313	217	52	0	93.3
Gynaecology	820	517	154	140.9	133.9



Title	Target	Comments / Actions	Dec-19	Jan-20	Trend	Cumulative Position	Trend / Activity Analysis		
9 week Access Targets: CAMHS & Older People (Dementia)	Target 4.14: By March 2020, no patient waits longer than 9 weeks to access Child and Adolescent Mental Health services .	Total number waiting at month end	502	518	↓		<p>9 Week Access Targets - CAMHS</p>		
		Number waiting >9 weeks	317	329					
		Longest wait (weeks) at month end	45	48					
	Target 4.14: By March 2020, no patient waits longer than 9 weeks to access Dementia Services .	Total Number waiting at month end	329	317	↓				<p>9 Week Access Targets - Dementia</p>
		Number waiting > 9 weeks	153	172					
		Longest wait (weeks) at month end	20	37					
9 week Access Targets: Mental Health & Learning Disability	Target 4.14: By March 2020, no patient waits longer than 9 weeks to access Adult Mental Health Services .	Total Number waiting	1170	1093	↑		<p>9 Week Access Targets - AMH</p>		
		Total Number waiting > 9 weeks	631	540					
		Longest wait (weeks) at month end	85	89					
		PATIENT BREACHES = 516 PCL, 6 EDS, 2 ADDICTIONS & 16 PCOP							
13 week Access Targets: Psychological Therapies	Target 4.14: By March 2020, no patient waits longer than 13 weeks to access to any Psychological Therapy Service (any age) .	Total Number Waiting	1310	1332	↓				<p>13 Week Access Targets</p>
		Total Number waiting >13 weeks	851	865					
		Longest wait (weeks) at month end	148	115					
		PATIENT BREACHES = 497 AMH, 111 ADULT LD, 102 CHILDRENS LD, 3 ADULT HEALTH, 152 CHILDRENS PSYCHOLOGY							

Title	Target	Comments / Actions	Dec-19	Jan-20	Trend	Cumulative Position	Trend / Activity Analysis																								
Direct Payments	Target 5.1: By March 2020 secure 10% increase in direct payments across all programmes of care	By March 2020 secure 10% increase in the number of direct payments across all programmes of care. 18/19 Target by 31st March 2019 = 1077 19/20 Target by 31st March 2019 = 1400 (All Direct Payments during Month)	1323	1359	↑		<p>No of Direct Payments in Place - Service Users & Clients</p>																								
Self Directed Support	Target 5.2: By September 2019, all service users and carers will be assessed or reassessed at review under the Self Directed Support approach, and will be offered the choice to access direct payments, a managed budget, Trust arranged services, or a mix of those options, to meet any eligible needs identified.	By September 2019, all service users and carers will be assessed or reassessed at review under the Self Directed Support approach, and will be offered the choice to access direct payments, a managed budget, Trust arranged services, or a mix of those options, to meet any eligible needs identified. Clients at Month End (Active)	5460	Currently under service validation																											
AHPs	Target 5.3: By March 2020, no patient waits longer than 13 weeks from referral to commencement of AHP treatment by an allied health professional.	<table border="1"> <thead> <tr> <th></th> <th>Dec-19</th> <th>Jan-20</th> </tr> </thead> <tbody> <tr> <td>Total waiting >13 weeks</td> <td>3982</td> <td>4121</td> </tr> <tr> <td>Dietetics</td> <td>536</td> <td>601</td> </tr> <tr> <td>Occupational Therapy</td> <td>1027</td> <td>1064</td> </tr> <tr> <td>Orthoptics</td> <td>8</td> <td>9</td> </tr> <tr> <td>Physiotherapy</td> <td>1225</td> <td>1361</td> </tr> <tr> <td>Podiatry</td> <td>1129</td> <td>990</td> </tr> <tr> <td>Speech and Language Therapy</td> <td>57</td> <td>96</td> </tr> </tbody> </table>		Dec-19	Jan-20	Total waiting >13 weeks	3982	4121	Dietetics	536	601	Occupational Therapy	1027	1064	Orthoptics	8	9	Physiotherapy	1225	1361	Podiatry	1129	990	Speech and Language Therapy	57	96			↓		<p>No Waiting > 13 weeks for an AHP appointment</p>
	Dec-19	Jan-20																													
Total waiting >13 weeks	3982	4121																													
Dietetics	536	601																													
Occupational Therapy	1027	1064																													
Orthoptics	8	9																													
Physiotherapy	1225	1361																													
Podiatry	1129	990																													
Speech and Language Therapy	57	96																													
Self Directed Physiotherapy	Target 5.5: By March 2020, Direct Access Physiotherapy service will be rolled out across all Health and Social Care Trusts	Awaiting confirmation of baseline and technical guidance																													
Emotional Wellbeing Framework	Target 5.6: By May 2020, to have delivered the Children & Young Peoples Developmental & Emotional Wellbeing Framework along with a costed Implementation Plan.	Awaiting confirmation of baseline and technical guidance																													

Title	Target	Comments / Actions	Dec-19	Jan-20		Cumulative Position	Trend / Activity Analysis	
Delayed Discharges Mental Health & Learning Disability	Target 5.7: During 2019/20, ensure that 99% of all mental health discharges take place within 7 days of the patient being assessed as medically fit for discharge, with no discharge taking more than 28 days.	Total Discharges	109	Currently under validation	→	1238	<p>Mental Health Discharges within 7 Day Standard</p>	
		% Mental Health Discharges within 7 days	97%			98%		
		Number of Mental Health Discharges within 7 days	106			1209		
		% Mental Health Discharges > 28 days	3%			2%		
		Number of Mental Health Discharges > 28 days	3			24		
		3 patient delayed >28 days (completed waits) during Dec'19						
	Target 5.7: During 2019/20, ensure that 99% of all learning disability discharges take place within 7 days of the patient being assessed as medically fit for discharge, with no discharge taking more than 28 days.	Total Discharges	2	5	→	26		<p>Learning Disability Discharges within 7 Day Standard</p>
		% Learning Disability Discharges within 7 days	100%	100%		96%		
		Number of Learning Disability Discharges within 7 days	2	5		25		
		% Learning Disability Discharges > 28 days	0%	0%		4%		
Number of Learning Disability Discharges > 28 days	0	0	1					

Title	Target	Comments / Actions	Sep-19	Dec-19	Trend	Cumulative Position	Trend / Activity Analysis
Carers Assessments	Target 6.1: By March 2020, secure a 10% increase in the number of carers' assessments offered to carers for all service users (reported quarterly)	By March 2020, secure a 10% increase in the number of carers' assessments offered (first assessments) 18/19 Quarterly Target = 439 19/20 Quarterly Target = 559	293	264	↓	922	<p>Number of Adult Carers Offered Carers Assessments</p>
Short Breaks	Target 6.2: By March 2020, secure a 5% increase in the number of community based short break hours (i.e. non-residential respite) received by adults across all programmes of care.	Number of Community Based Short Break Hours (i.e. non residential) received by adults 18/19 Quarterly Target = 20,424 (Ex Daycare) 19/20 Quarterly Target - 29,761 (Ex Daycare)	23,093	24,868	↑	71,078	<p>Community Short Breaks 2019/20 (Ex. Daycare)</p>
	Target 6.3: By March 2020, to create a baseline for the number of young carers receiving short breaks (ie non-residential respite).	Number of Community Based Short Break Hours (i.e. non residential) received by young carers 18/19 Baseline = Awaiting confirmation of baseline and technical guidance					

Title	Target	Comments / Actions			Trend	Cumulative Position	Trend / Activity Analysis
Pharmacy Efficiency Programme	Target 7.1: By March 2020, to ensure delivery of community pharmacy services in line with financial envelope.						The trust has achieved its share of the procurement efficiencies and full achievement of the efficiencies resulting from the 'Boost' element of the efficiency programme is awaiting confirmation.
DSF Framework	Target 7.2: By March 2019, to establish an outcomes reporting framework for DSF that will demonstrate the impact and outcome of services on the social wellbeing of service users and the baseline activity to measure this.	Awaiting confirmation of baseline and technical guidance					





Title	Target	Comments / Actions	Dec-19	Jan-20	Trend	Cumulative Position	Trend / Activity Analysis
Cancelled Appointments	Target 7.3: By March 2020, to establish a baseline of the number of hospital cancelled, consultant-led, outpatient appointments in the acute programme of care which resulted in the patient waiting longer for their appointment and by March 2020 seek a reduction of 5%.	Number of Outpatient Appointments Cancelled by Hospital which resulted in the patient waiting longer for their appointment WHSCT 2018/19 Baseline: 10,009 WHSCT 2019/20 Target: 9,509 (Approx 792 per month)	727	1574	↓	8306	
Elective Care	Target 7.4: By March 2020, to reduce the percentage of funded activity associated with elective care service that remains undelivered.	See the below table that outlines the IP & DC / New and Review OP positions.					

1st April - 31st January 2020					
Activity Type	CORE ACTIVITY				
	Target for Year 2019/20	Core Target YTD	Core Activity YTD	Variance	% Variance
Elective Inpatients (Admissions) & Day Cases	29018	24182	21424	-2758	-11%
Scopes	11883	9903	8547	-1356	-14%
New Outpatient Attendances	72830	60692	50570	-10122	-17%
Review Outpatient Attendances	116238	96865	88419	-8446	-9%
Fracture Outpatient Attendances	22629	18858	17110	-1748	-9%
Imaging (includes MRI, CT, Non Obstetric Ultrasound and Plain Film Xrays)	271716	226430	229941	3511	2%

Title	Target	Comments / Actions	Dec-19	Jan-20	Trend	Cumulative Position	Trend / Activity Analysis
Delayed Discharges Acute Hospital	Target 7.5: By March 2020, ensure that 90% of complex discharges from an acute hospital take place within 48 hours, with no complex discharge taking more than 7 days; and all non-complex discharges from an acute hospital take place within 6 hours	Acute Discharges					
		Complex Discharges - % discharged within 48 hours	80%	69%	↓	80%	
		% discharged within 7 days	88%	83%	↓	89%	
		Number waiting > 7 days	47	73	↓	422	
		Non Complex Discharges - % discharged within 6 hours	96%	97%	↑	97%	

Top 5 Reasons for Delay			ALTNAGELVIN HOSPITAL	SOUTH WEST ACUTE HOSPITAL	TOTAL
Complex Discharges Greater Than 48 Hours					
April 2019 - January 2020					
1	CDOM	COMPLEX 5 - NO DOMICILARY PACKAGE AVAILABLE	115	105	219
2	CSDBED	COMPLEX 18 - NO SUITABLE STEP DOWN BED AVAILABLE	97	20	117
3	CPLAN	COMPLEX 2 - CARE PLANNING	53	20	73
4	CNHOME	COMPLEX 1 - HOSPITAL ASSESSMENT	39	24	63
5	CEQUIP	COMPLEX 7 - NO NURSING BED AVAILABLE	43	18	61

Title	Target	Comments / Actions	Dec-19	Jan-20	Trend	Cumulative Position	Trend / Activity Analysis
Medicines Efficiency Programme	Target 7.6: By March 2020, to have obtained savings of at least £20m through the Medicines Optimisation Programme, separate from PPRS receipts.	Awaiting confirmation of baseline and technical guidance					

Title	Target	Comments / Actions	Oct-19	Trend	Cumulative Position	Trend / Activity Analysis
Seasonal Flu	Target 8.6: By December 2019, to ensure at least 40% of Trust staff (health care and social care staff) have received the seasonal flu vaccine.	As at 31st October - 1478 out of 7729 Trust frontline staff received the Flu Vaccination excludes Bank nurses and Porters. *Waiting November 2019 figures*	19%			
Title	Target	Comments / Actions	Dec-19	Trend	Cumulative Position	Trend / Activity Analysis
Absence	Target 8.7: By March 2020, to reduce Trust staff sick absence levels by a regional average of 5% compared to 2017/18 figure.	As at 31st December 2019 the cumulative position 7.49% against WHSCT 19/20 target of 5% (One Month reporting Time Lag)	7.49%			
Title	Target	Comments / Actions		Trend	Cumulative Position	Trend / Activity Analysis
Healthier Workplace	Target 8.9: By March 2020, to have an agreed and systematic action plan to create a healthier workplace across HSC and to have contributed to the Regional Healthier Workplace Network as part of commitments under PfG.	Awaiting confirmation of baseline and technical guidance				
OBA	Target 8.10: By March 2019, to pilot OBA approach to strengthen supports for the social work workforce.	Awaiting confirmation of baseline and technical guidance				
Title	Target	Comments / Actions	Jan-20	Trend	Cumulative Position	Trend / Activity Analysis
Quality 2020	Target 8.11: By March 2020, 60% of the HSC workforce should have achieved training at level 1 in the Q2020 Attributes Framework and 5% to have achieved training at level 2. Reported quarterly.	Level 1 Training As at 31st January 2020 cumulative position 4,798 against WHSCT 19/20 Target [11,309] Staff	42.4%			
		Level 2 Training As at 31st January 2020 cumulative position [165] against WHSCT 19/20 Target [11,309] Staff	1.5%			
Title	Target	Comments / Actions		Trend	Cumulative Position	Trend / Activity Analysis
Dysphagia Awareness	Target 8.13: By March 2020, Dysphagia awareness training designed by speech and language therapy to be available to Trust staff in all Trusts.					

Title	Target	Comments / Actions			Trend	Cumulative Position	Trend / Activity Analysis
Make Every Contact Count	Target 1.5: By March 2020, to ensure appropriate representation and input to the PHA/HSCB led Strategic Leadership group in Primary Care to embed the Make Every Contact Count approach.	Awaiting confirmation of baseline and technical guidance					
Dental	Target 1.6: By March 2020, to establish a baseline of the number of teeth extracted in children aged 3-5 years - as phase 1 of the work to improve oral health of young children in Northern Ireland over the next 3 years and seek a reduction in extractions by 5% against that baseline by March 2021.	Awaiting confirmation of baseline and technical guidance					
Healthier Pregnancy	Target 1.8: By March 2020, to have further developed, and implemented the "Healthier Pregnancy" approach to improve maternal and child health and to seek a reduction in the percentage of babies born at low birth weight for gestation.	Awaiting confirmation of baseline and technical guidance					Awaiting confirmation of baseline and technical guidance
Title	Target	Comments / Actions	Sept'19	Dec'19	Trend	Cumulative Position	Trend / Activity Analysis
Healthy Child/ Healthy Future	Target 1.9: By March 2020, ensure full delivery of the universal child health promotion framework for Northern Ireland, Healthy Child, Healthy Future. By that date: (i) the antenatal contact will be delivered to all first time mothers, (ii) 95% of two year old reviews must be delivered.	This information is recorded every quarter but not reported to PHA, DHSSPS & HSCB until 3 months after the quarter end.	Cohort=6833 Total Seen=5776 % Seen=85% % Seen in Child's Home=65%	Cohort=6824 Total Seen=5789 % Seen=85% % Seen in Child's Home=62%			These figures are provisional at end of Sept'19 as validated figures are not reported until 3 months after the quarter end
Title	Target	Comments / Actions			Trend	Cumulative Position	Trend / Activity Analysis
Best Start in Life	Target 1.10: By March 2020, ensure the full regional roll out of Family Nurse Partnerships, ensuring that all teenage mothers have equal access to the family nurse partnership programme. The successful delivery of this objective will directly contribute to PFG Outcome 14 "We give our children and young people the best start in life".	Awaiting confirmation of baseline and technical guidance					
Suicide	Target 1.13: By March 2020, to have further enhanced out of hours capacity to de-escalate individuals presenting in social and emotional crisis, including implementation of a "street triage" pilot and a "safe place" pilot.	This work builds on previous investments in community mental health crisis teams and is an important element of the work to reduce the suicide rate by 10% in 2022 in line with the draft Project Life 2 strategy. Awaiting confirmation of baseline and technical guidance					
Alcohol Drug Related Harm and Drug related Death	Target 1.14: By March 2020, to have advanced the implementation of revised substitute prescribing services in Northern Ireland, including further exploration of models which are not based on secondary care, to reduce waiting times and improve access. This is an important element in the delivery of our strategy to reduce alcohol and drug related harm and to reduce drug related deaths.	Awaiting confirmation of baseline and technical guidance					

<p>Long Term Conditions</p>	<p>Target 1.15: By July 2020, to provide detailed plans (to include financial profiling) for the regional implementation of the diabetes feet care pathway. Consolidation of preparations for regional deployment of the care pathway will be an important milestone in the delivery of the Diabetes Strategic Framework.</p>	<p>Awaiting confirmation of baseline and technical guidance</p>					
------------------------------------	--	--	--	--	--	--	--

Glossary of Terms

A&E	Accident and Emergency Department
AHP	Allied Health Professional
ASD	Autistic Spectrum Disorder
C Diff	Clostridium Difficile
C Section	Caesarean Section
CLI	Central Line Infection
CSR	Comprehensive Spending Review
DC	Day case
DNA	Did Not Attend (eg at a clinic)
DSF	Delegated Statutory Functions
DV	Domestic Violence
FGC	Family Group Conference
HSCB	Health & Social Care Board
HWIP	Health & Wellbeing Improvement Plan
ICU	Intensive Care Unit
IP	Inpatient
ITT	Inter Trust Transfer
IV	Intravenous
JAG	Joint Advisory Group
LAC	Looked After Children
LW	Longest Wait
MARAC	Multi-agency Risk Assessment Conference
MAU	Medical Assessment Unit
MD	Multi-disciplinary
MDT	Multi-disciplinary Team

MEWS	Modified Early Warning Scheme
MRSA	Methicillin Resistant Staphylococcus Aureus
MSSA	Methicillin Sensitive Staphylococcus Aureus
NH	Nursing Home
NICAN	Northern Ireland Cancer Network
NIPACS	NI Picture Archiving & Communication System
NIRADS	NI Radiology and Diagnostics System
OBA	Outcomes Based Accountability
OBC	Outline Business Case
OP	Outpatient
OT	Occupational Therapy
PAS	Patient Administration System
PFA	Priorities for Action
PMSID	Performance Management & Service Improvement Directorate
PSNI	Police Service of Northern Ireland
RMC	Risk Management Committee
S&EC	Safe and Effective Care Committee
SBA	Service Budget Agreement
SSI	Surgical Site Infection
TNF	Anti-TNF medication
TOR	Terms of Reference
VAP	Ventilator Associated Pneumonia
VTE	Venous Thromboembolism
WHO	World Health Organisation