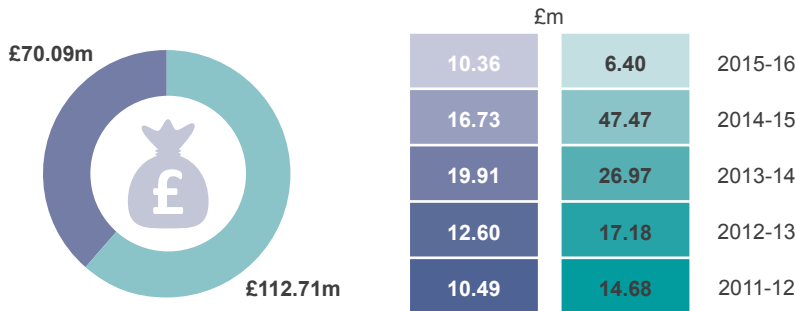


Invest NI Support (2011-12 to 2015-16)

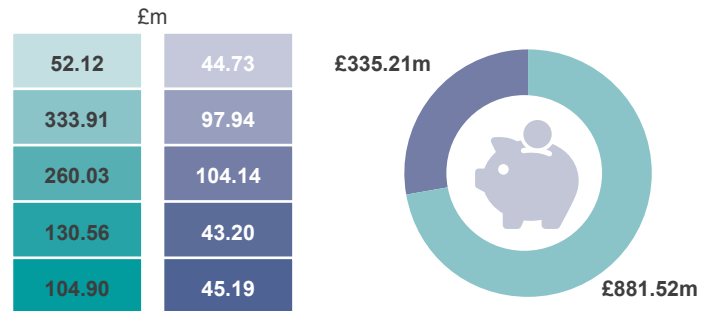
● Locally Owned Businesses

● Externally Owned Businesses

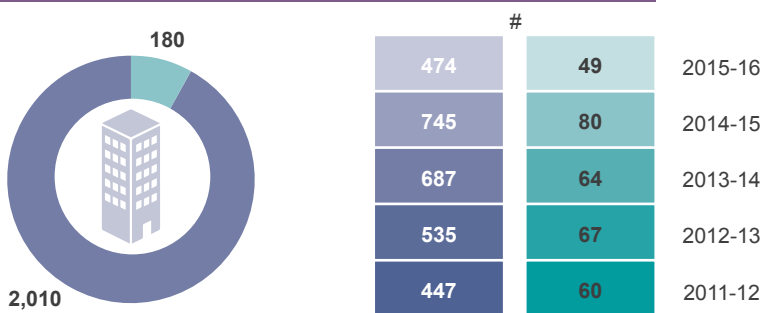
¹Total Support = £182.80m



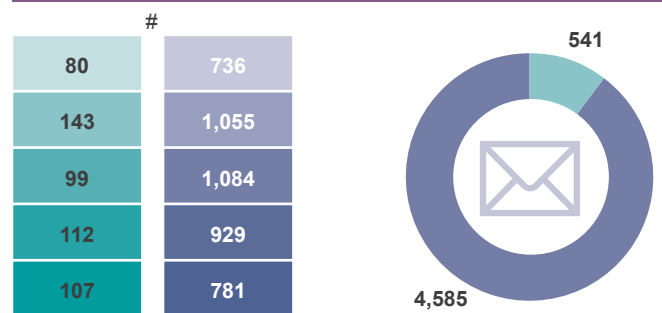
Total Investment = £1,216.74m



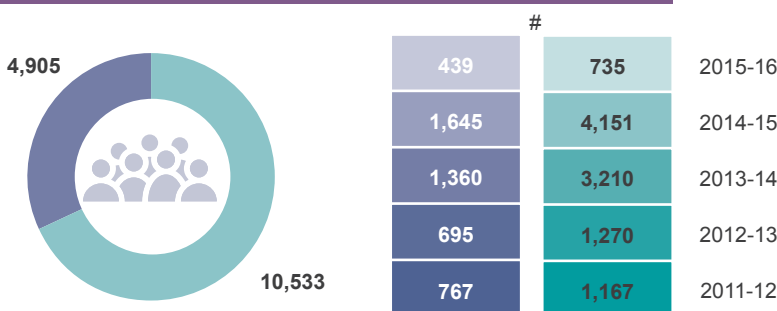
²No. of Businesses = 2,180



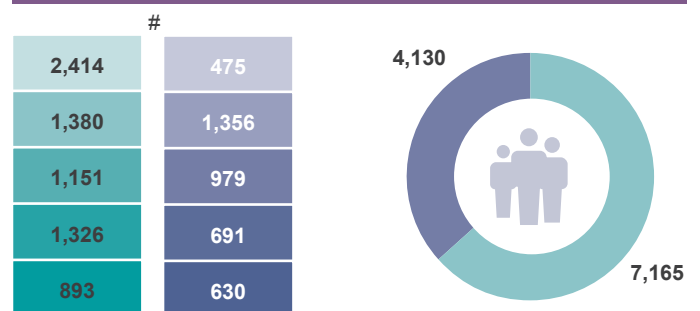
Offers = 5,126



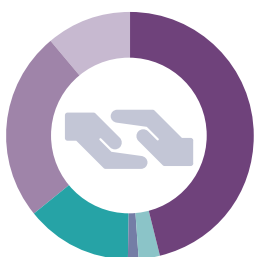
³Jobs Promoted = 15,438



³Jobs Created = 11,295



Type of Support



- Jobs, **£84.45m**
- Innovation & Technology, **£5.39m**
- Developing Trade, **£2.41m**
- Skills, **£25.13m**
- R&D, **£45.44m**
- Other, **£19.98m**

Notes

1. Does not include £115.83m of support to External Delivery Organisations or universities, which contributes towards £362.62m of investment, as this benefits businesses across all of NI.

2. Totals may not add as a business can be supported in more than one year and can move from local to externally-owned during the 5 year period.

3. Jobs Promoted are jobs that businesses plan to create in coming years. Jobs Created are already in place. It is not possible to directly compare the two.

Statistical Context

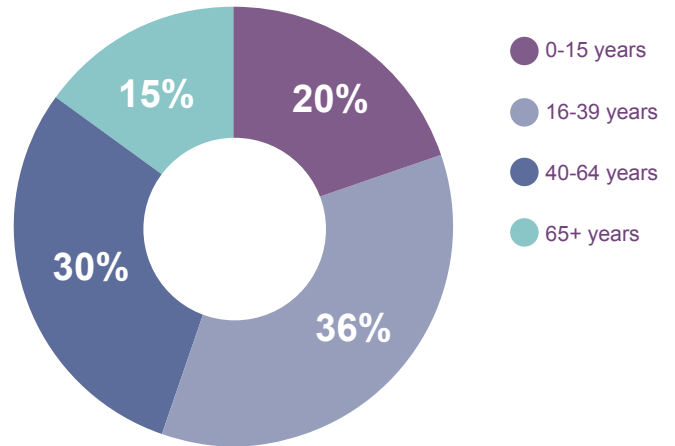
Population (2014)

Total Population
336,830



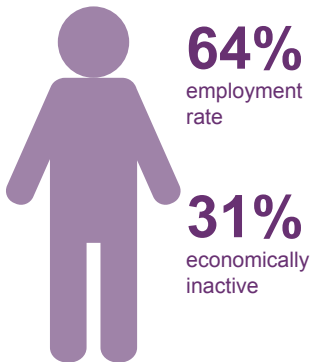
18% of total NI population

Population by Age

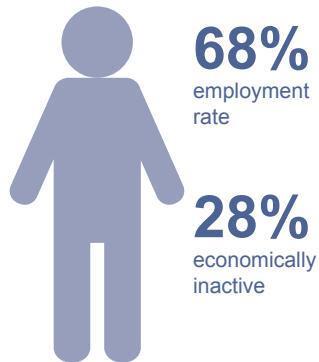


Labour Market (2014)

Belfast

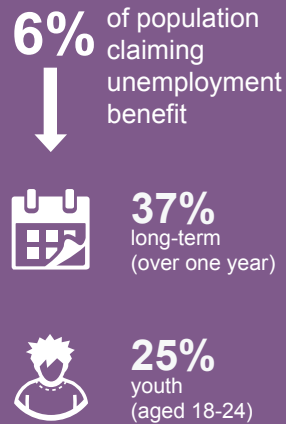


Northern Ireland




Labour market is composed of Economically Inactive and Economically Active (latter includes those in employment AND those seeking work)

Belfast

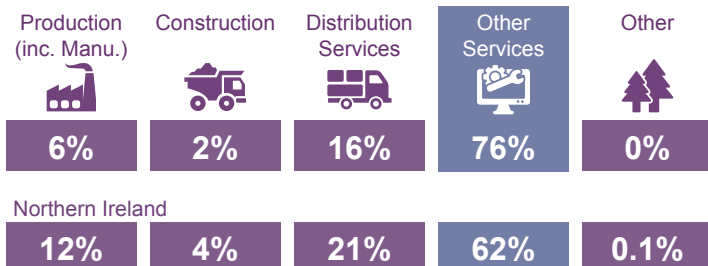


Northern Ireland




Jobs (2013)

210,424 employee jobs*



*These figures do not include the self-employed or agricultural labour

Public/Private Sector Employment



Earnings (2014)



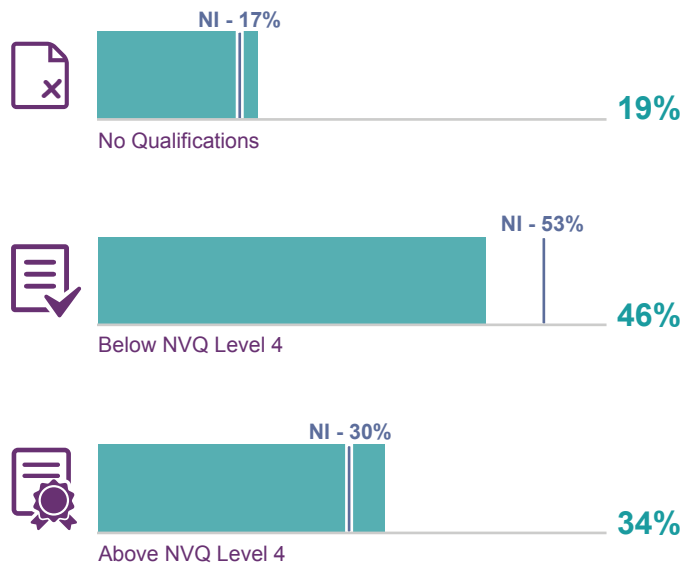
£25,650 Belfast



£21,345 Northern Ireland

Median gross annual earnings by place of work for full-time private sector employees

Qualifications (2014)



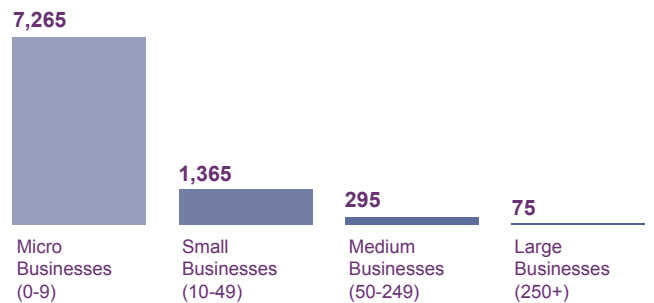
Business Base (2014)

Number of Registered Businesses



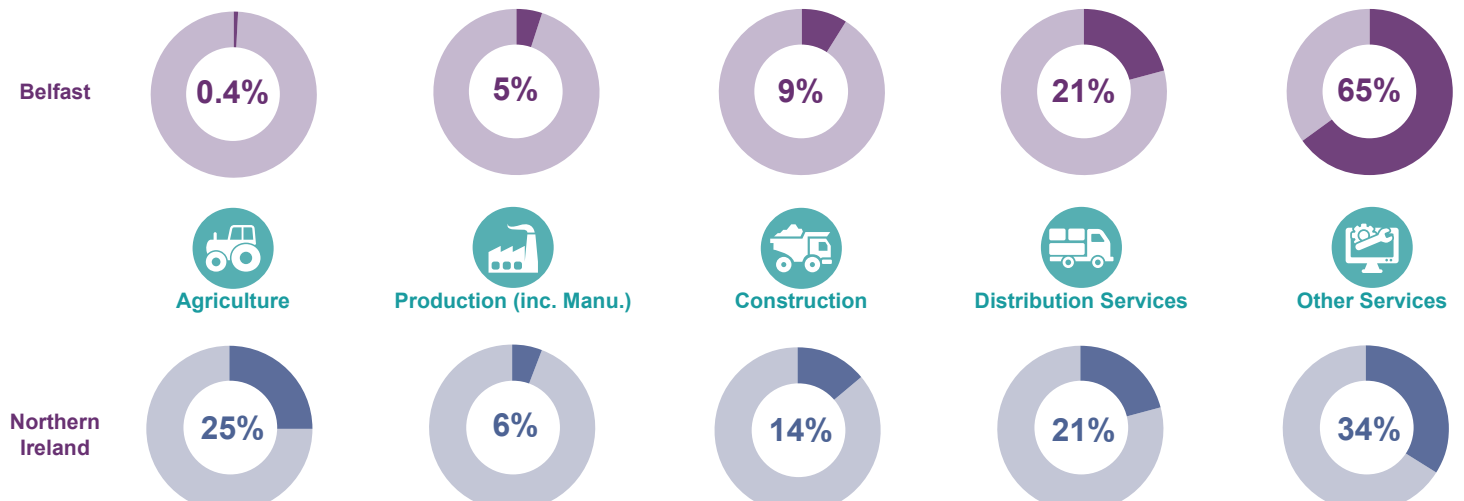
(This accounts for **13%** of all the businesses in Northern Ireland)

Businesses by Size

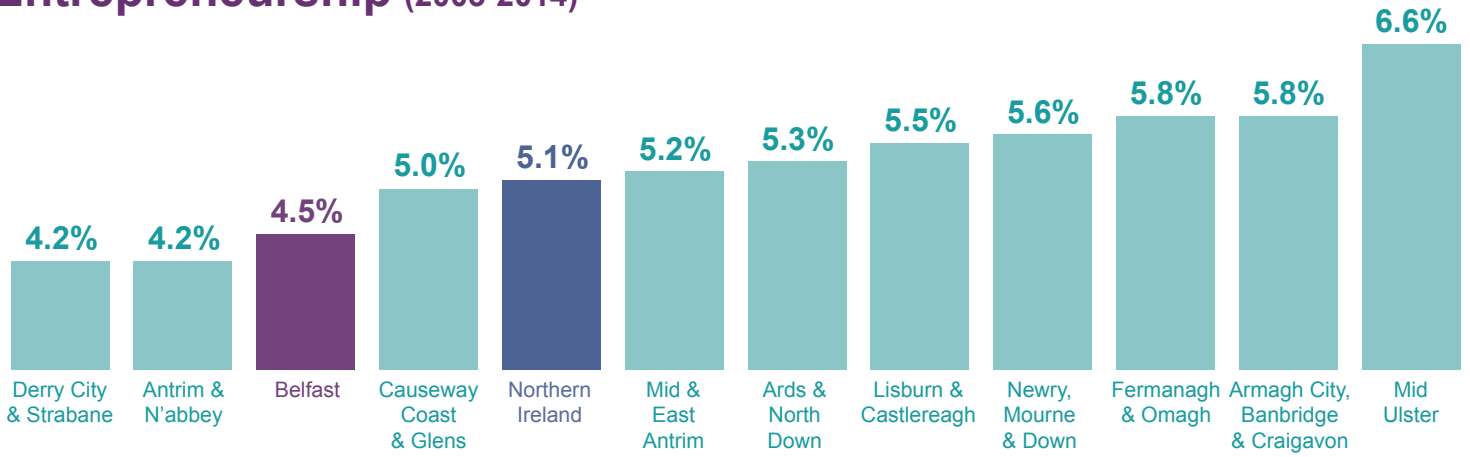


Sub-totals based on rounded data

Businesses by Sector



Entrepreneurship (2003-2014)




Based on the percentage of the population who have started or are in the process of starting a business

Tourism

Tourism Jobs (2013)



Accommodation (2014)



Visitor Attractions (2014)

4.1m
visits to visitor attractions



Titanic Belfast and the Ulster Museum were the most popular visitor attraction in 2014

Find out more about Tourism NI