

INFORMATION
ANALYSIS
DIRECTORATE



Impact Measurement Tool

Drug & Alcohol Services

2020/21 Summary Report Prepared for the Public Health Agency

June 2022



Department of
Health

An Roinn Sláinte
Máinnstríe O Poustie
www.health-ni.gov.uk



NISRA

Northern Ireland
Statistics and Research Agency
Gníomhaireacht Thuaisceart Éireann
um Staitistíca agus Taighde

Impact Measurement Tool 2020/21

Summary Report Prepared for the Public Health Agency

Public Health Information & Research Branch, Information Analysis Directorate

Department of Health
Castle Buildings, Belfast BT4 3SQ
Tel: 02890 522 607
Ext: 22607

Email: phirb@health-ni.gov.uk

The Impact Measurement Tool (IMT) is a data collection system used to assess the effectiveness of tier one and tier two drug & alcohol services commissioned by the Public Health Agency (PHA). It is a live data collection system and this report reflects the 2020/21 position at the end of September 2021. It covers services across Northern Ireland and all services that submitted a return during 2020/21 have been included.

Table of Contents

Introduction.....	Page 3
Adult Treatment.....	Page 4
Youth Treatment.....	Page 7
Parental Substance Misuse.....	Page 9
Low Threshold Services.....	Page 12
Workforce Development.....	Page 15
Targeted Prevention.....	Page 16
Youth Engagement Services.....	Page 20

Impact Measurement Tool- Overview of Results

The Impact Measurement Tool (IMT) is a data collection system used to assess the effectiveness of tier one and tier two services commissioned by the Public Health Agency (PHA) and is split into the following typologies:

- Adult Treatment (step 2);
- Young Persons Treatment;
- Low Threshold Services;
- Parental Substance Misuse;
- Workforce Development;
- Targeted Prevention;
- Youth engagement services.

The main purpose of this report is to inform policy makers within Department of Health and Public Health Agency about the impact Alcohol and Drug projects had on clients and their families in Northern Ireland in 2020/21.

Information is collected before, during and after intervention and is used to measure the impact of the service upon several different aspects of lifestyle and behaviour, referred to as domains.

Data collection & Methodology

Results for all clients discharged between 1st April 2020 and the 31st March 2021 are included in this report. This includes automatic closure for any client whose record was not closed 6 months (182 days) after the date of their initial assessment. IMT returns represent a live system which is updated quarterly by services; the figures included in this release reflect the 2020/21 position at the end of September 2021. It should be noted that the impact on services due to Covid-19 may have resulted in fewer clients being seen, which would mean fewer measurable impacts than would ordinarily have been recorded. Any client recorded multiple times in the same calendar year, using the same client reference and initial assessment date is reported only once. Matched client records included in the previous annual publication, whose updated details meant they would otherwise be eligible for this publication have also been excluded to avoid duplication.

Measuring Impact

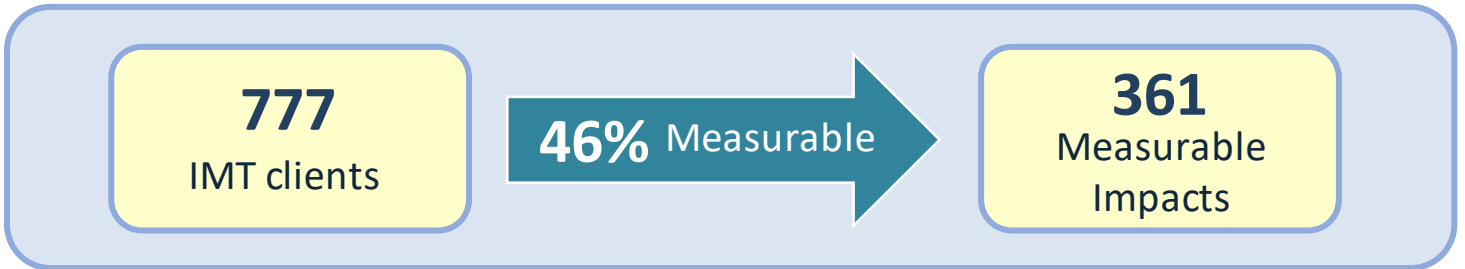
In order for the impact of treatment to be measurable, a client record must contain at least two assessments. There are a number of scenarios where it would be expected that a client be discharged without having a subsequent review, for example, an unplanned discharge where a client disengages with service; or if a client is given an immediate referral to a more appropriate service. In these instances then impacts cannot be measured.

Please note that due to the nature of some of the services, not all clients will engage for a duration or level suitable for inclusion on the IMT. For this reason the impact data captured in this report should not be taken as a comprehensive record of the number of clients seen or treated within each service, but as a subset representing those who were suitable for impact measurement.

Adult Treatment

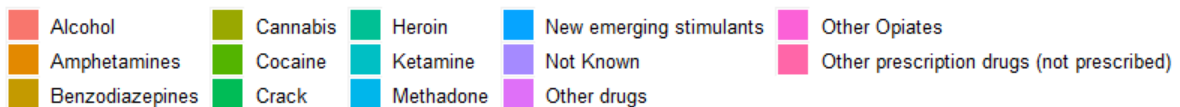
The Adult Treatment typology collects data relating to individuals aged 18 and over, who are receiving step 2 treatment or aftercare for alcohol and / or drug misuse.

During 2020/21 the number of IMT clients whose treatment ended, or were otherwise discharged was **777**; of these a total number of **361 (46%)** clients had measurable impacts.



Main Substance Used

Total number of clients on IMT = 777

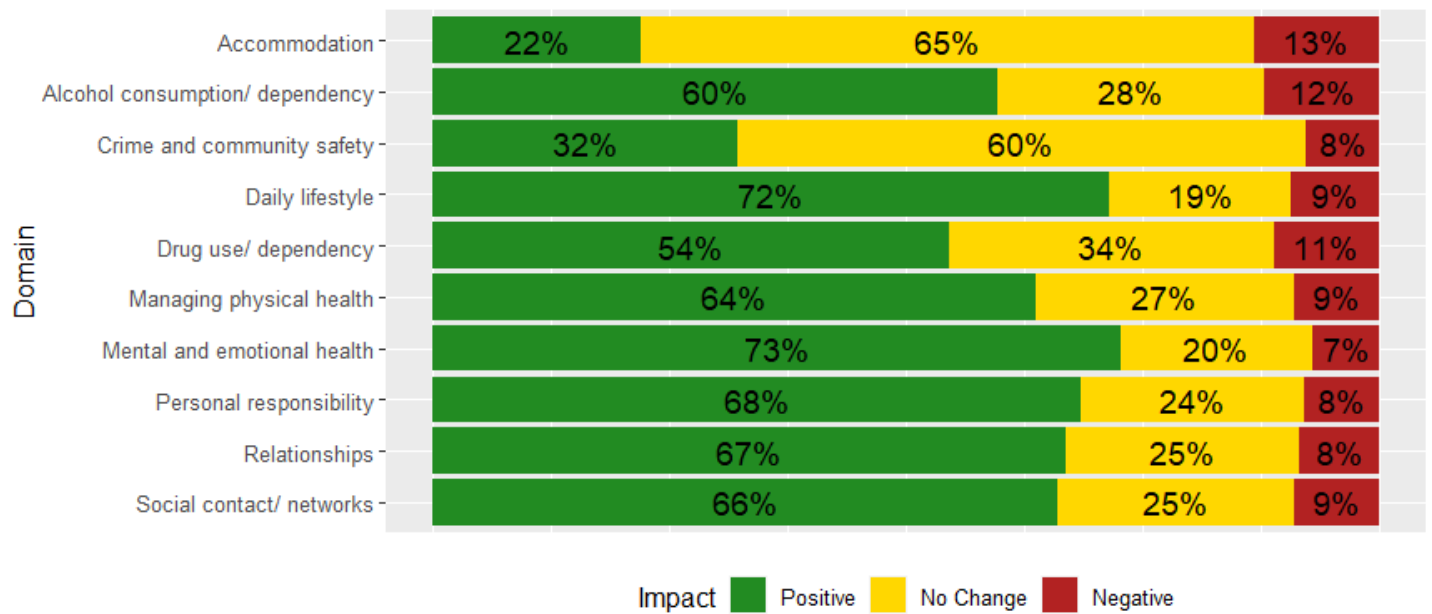
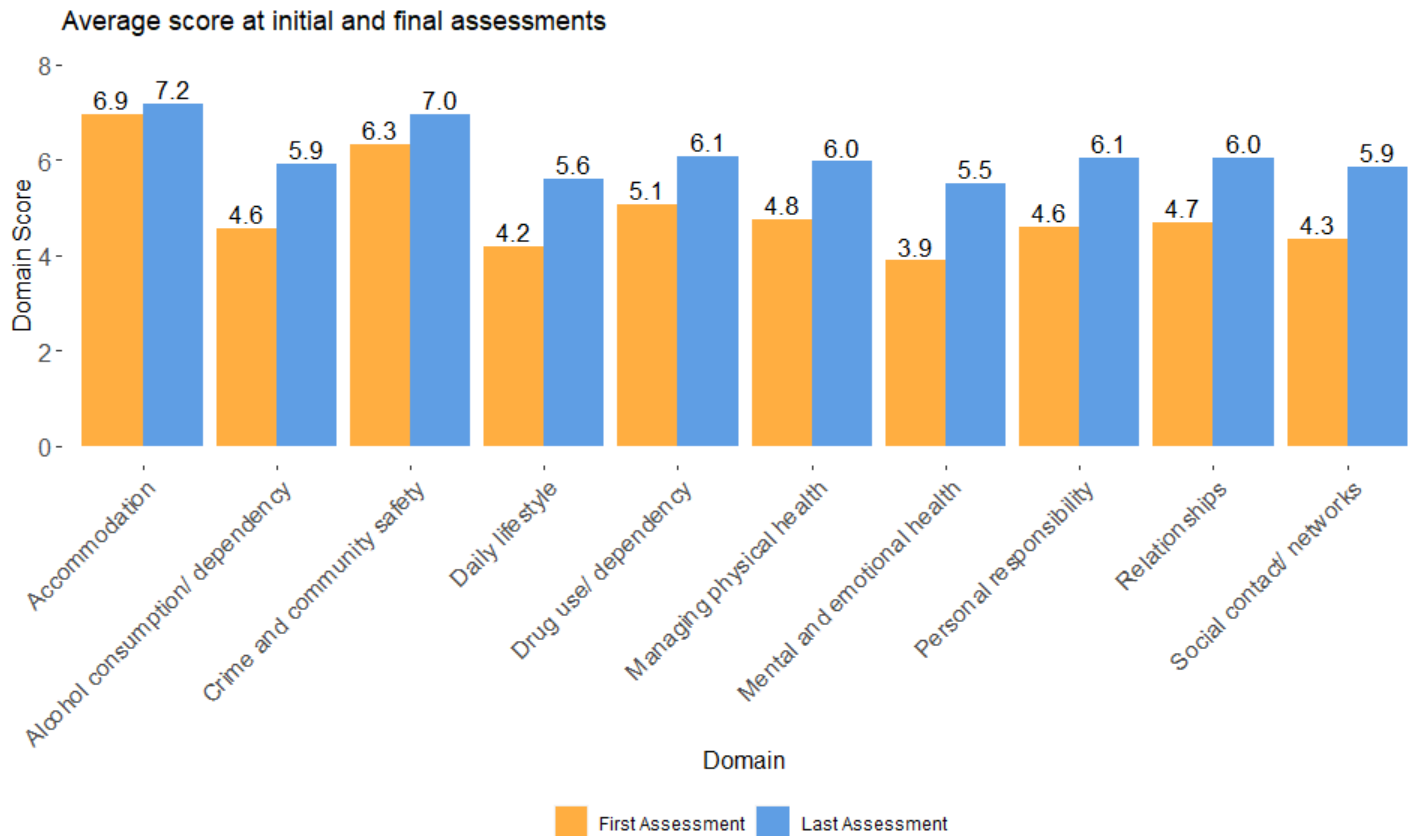


Adult Treatment Domains

The following Adult (step 2) domains are measured, each receiving a score of 1 to 8; with 1 indicating highest risk or harm and 8 being lowest risk. The number of impact scores available is indicated by the base number of clients against each Domain.

Domain	Base No. Clients	Domain Score - 1	Domain Score - 8
Accommodation	347	Homeless	Accommodation is satisfactory and all bills are being paid
Alcohol consumption/dependency	298	Drinking at harmful levels	Effectively using strategies to avoid relapse
Crime and community safety	308	In contact with police and / or courts and / or known to have offended in the past fortnight	No criminal activity or not offending for at least one year
Daily lifestyle	355	Drug / drinking lifestyle chaotic	Involved in worthwhile daily activities and reasonably satisfied with their situation
Drug use/dependency	189	Drug use at harmful levels	Effectively using strategies to avoid relapse
Managing physical health	355	Drug using / drinking at dangerous levels and exposed to high-risk situations	Health improved over a period of weeks or months
Mental and emotional health	355	Frequent crisis and / or severe problems	Reasonably stable emotionally over a period of weeks or months
Relationships	345	No significant relationships due to rejection by others, not fully engaged with service	Sustained healthy contact with significant relationships or positive separation
Personal responsibility	355	Not aware / acknowledging problem	Increased integration into "normal life" and becoming more independent of service
Social contact/networks	356	Isolated or only social contact within a drug use or drinking culture	Integrated into social networks

Impact by Domain

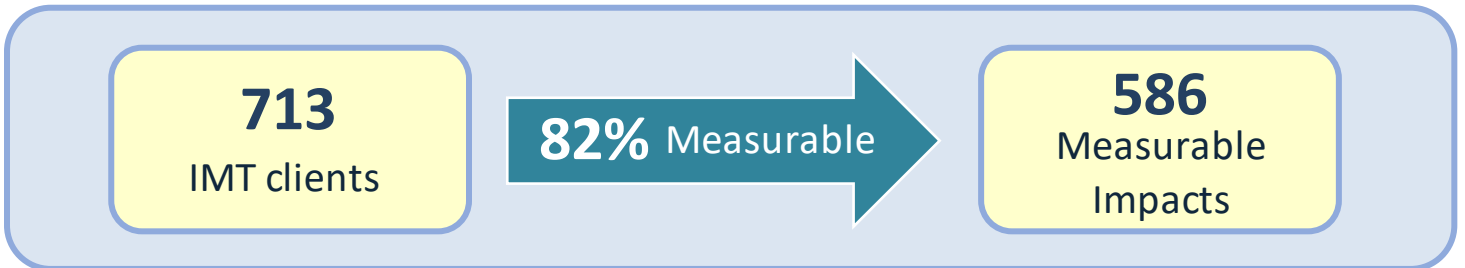


Note- The high proportion of clients seeing no change in both the Crime and Accommodation domains can be attributed in part to their first assessment being at the top of the scale (i.e. no criminal activity or satisfactory accommodation), thus no improvement could be made.

Youth Treatment

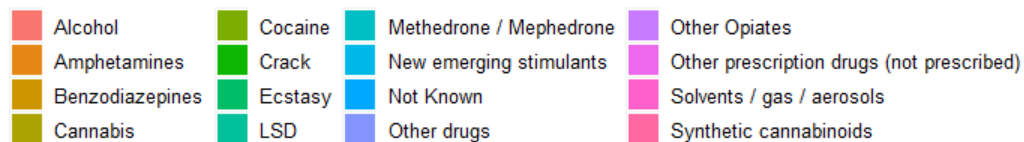
The Youth Treatment typology covers the provision of community based early intervention services for young people aged 11 - 25 who are identified as having substance misuse difficulties.

During 2020/21 the number of IMT clients whose treatment ended, or were otherwise discharged was **713**; of these a total number of **586 (82%)** clients had measurable impacts.



Main Substance Used

Total number of clients on IMT = 713



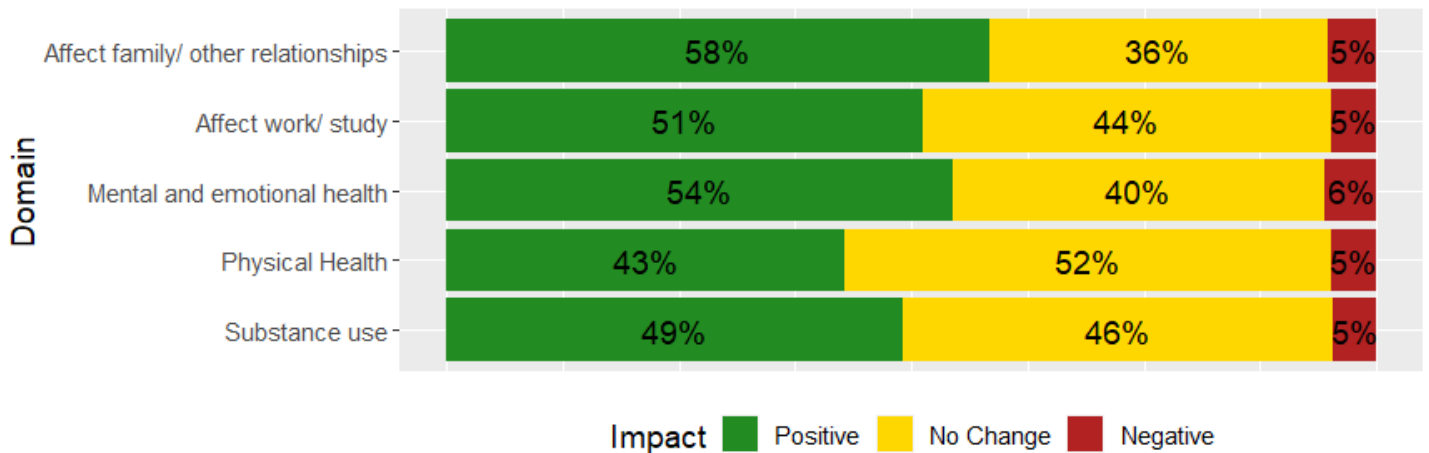
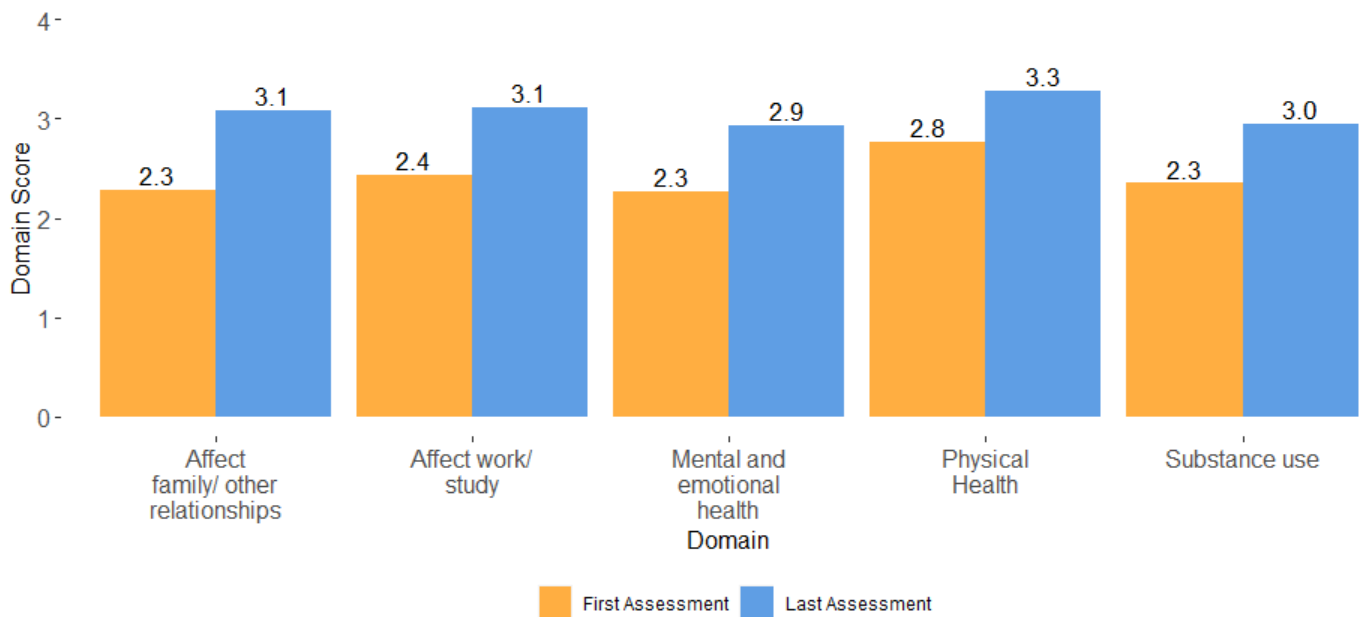
Youth Treatment Domains

The following Youth treatment domains are measured, each given a score of 1 to 4; with 1 indicating highest risk or harm and 4 being lowest risk. The number of impact scores available is indicated by the base number of clients against each Domain.

Domain	Base No. Clients	Domain Score - 1	Domain Score - 4
Mental and emotional health	586	Very Poor	Very Good
Physical Health	586	Very Poor	Very Good
Affect family/ other relationships	586	Very badly	Not at all
Substance Use	586	Very high risk use significantly affecting day-to-day functioning	No Use
Affect work / study	586	Very badly	Not at all

Impact by Domain

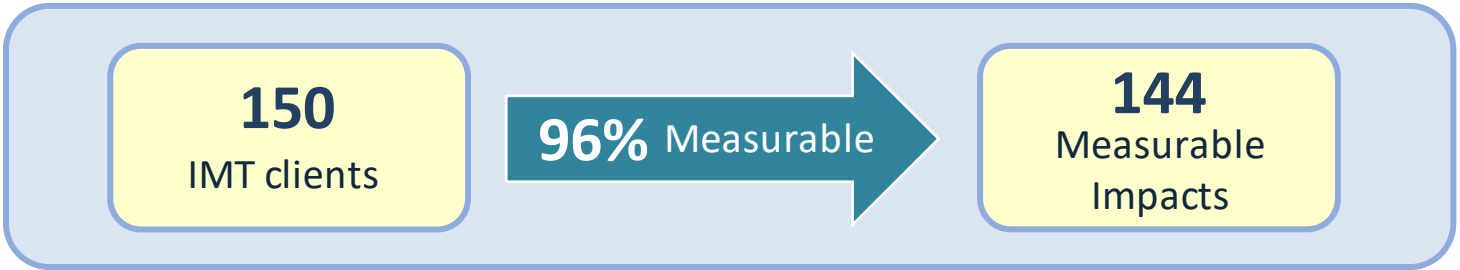
Average score at initial and final assessments



Parental Substance Misuse

The Parental Substance Misuse typology collects data relating to the provision of therapeutic services for children, young people and families affected by parental substance misuse; it measures the progress of clients involved with these services across a number of key domains.

During 2020/21 the number of IMT families whose treatment ended, or were otherwise discharged was **150**; of these a total number of **144 (96%)** families had measurable impacts.



Main Substance Used

Total number of families = 150



Parental Substance Misuse Domains

The following Parental Substance Misuse treatment domains are measured, each given a score of 1 to 8; with 1 indicating highest risk or harm and 8 being lowest risk. The number of impact scores available is indicated by the base number of families against each Domain.

Domain	Base No. Clients	Domain Score - 1	Domain Score - 8
Family Lifestyle	144	Chaotic family lifestyle - lacks structure, routines, boundaries, appropriate activities	Changes maintained
Parental Responsibility	144	No awareness and/or acknowledgement	Fulfils parental responsibilities independently or with low level supports
Family Relationships	144	Family relationships dysfunctional, featuring e.g. conflict/ disharmony/lack of communication	Stable/functional relationships maintained
Safeguarding	144	Serious risks posed to safety, protection and well-being of child - no awareness/acknowledgement	No concerns regarding the safety, protection and well-being of the child
Family social contact/ network	144	Family/user isolated and little awareness of negative impact. Few social contacts outside drug using/drinking culture	Social contacts/ support networks relevant to family's/ individuals wishes and needs are established and maintained
Substance Misuse Consumption/ Dependency	87	Drinking/using drugs at harmful levels - e.g. continuous, patterned use	Effectively using strategies to avoid relapse - leaving treatment

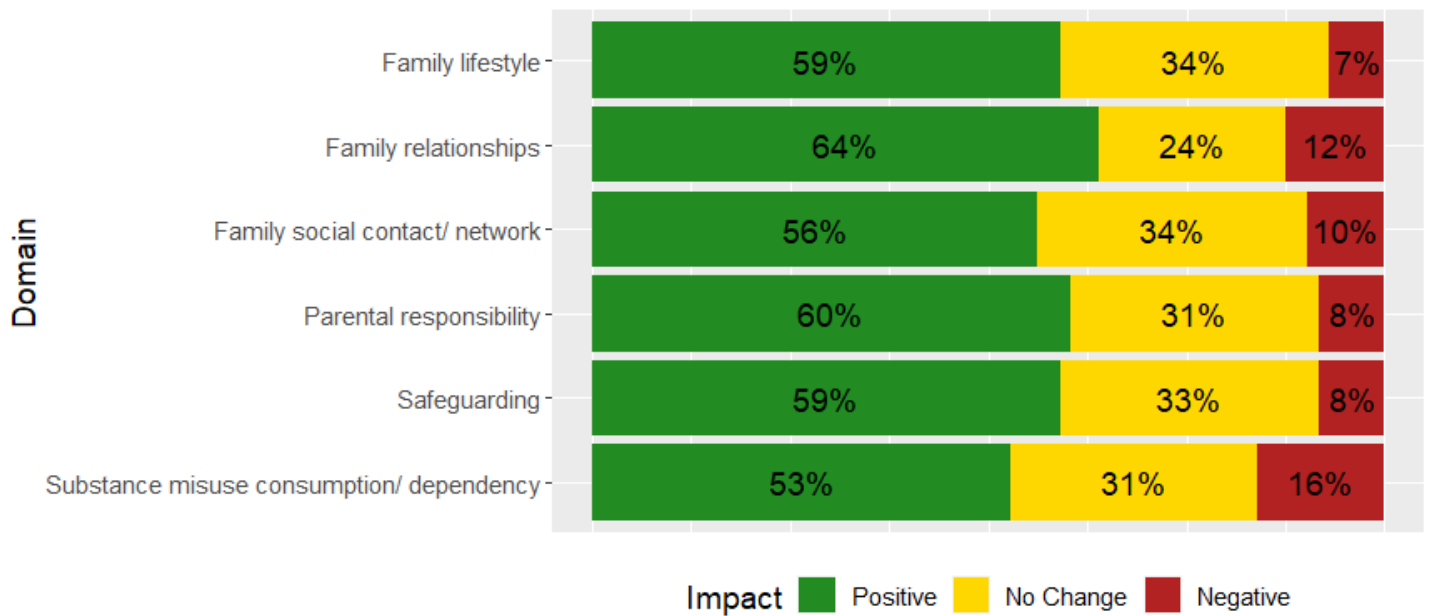
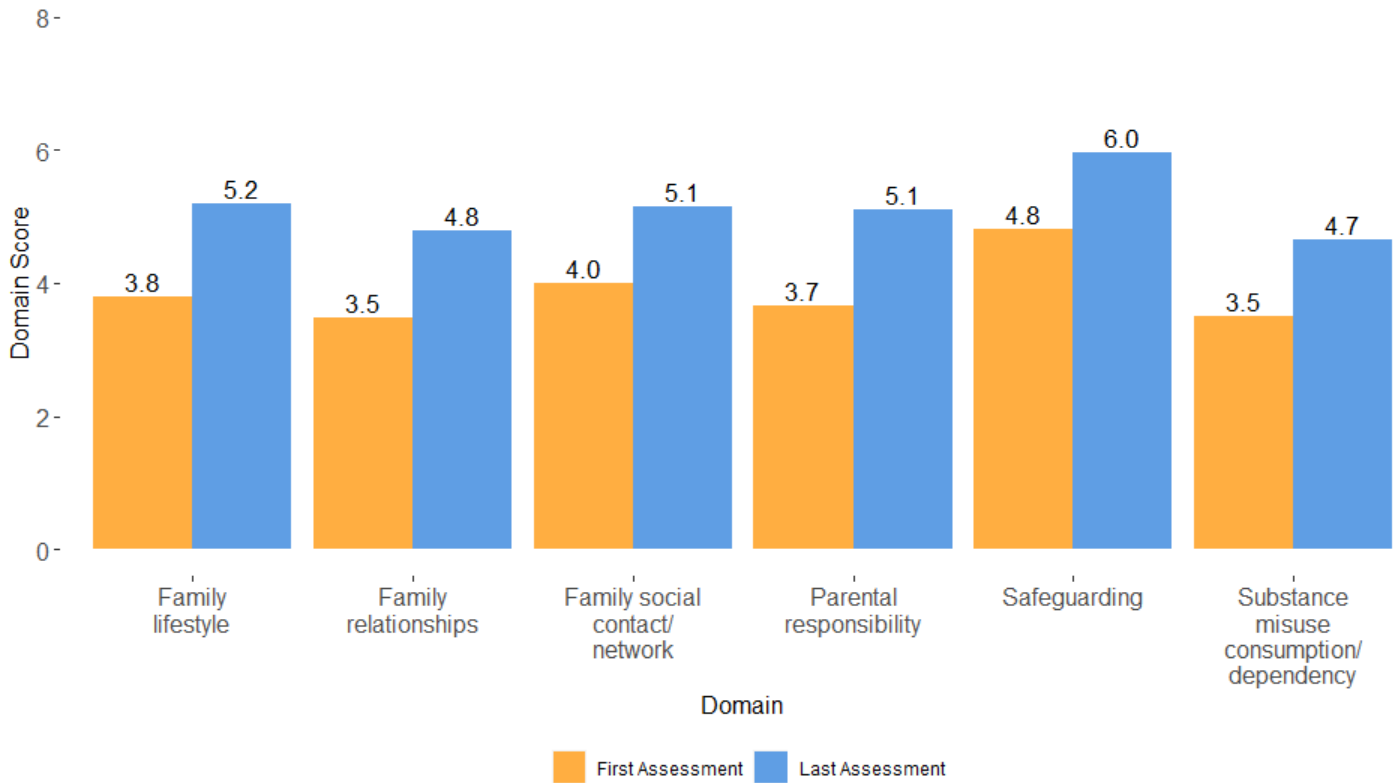
Substance misuse consumption/dependency domain also includes the following options in addition to the scale 1 - 8:

X - Substance misusing parent is no longer in the family unit

N - Substance misusing parent is not attending Parental Misuse Treatment

Impact by Domain

Average score at initial and final assessments

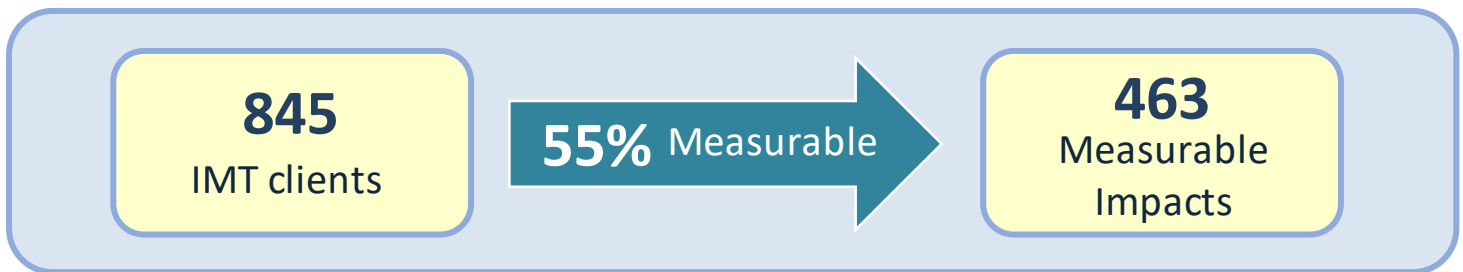


Low Threshold Services

Low threshold services IMT


The low threshold services typology covers the provision of support, care, facilitation and harm reduction services for people who are misusing substances; it measures the progress of clients involved with these services across a number of key domains.

During 2020/21 the number of IMT clients whose treatment ended, or were otherwise discharged was **845**; of these a total number of **463 (55%)** clients had measurable impacts.



Main Substance Used

Total number of clients on IMT = 845

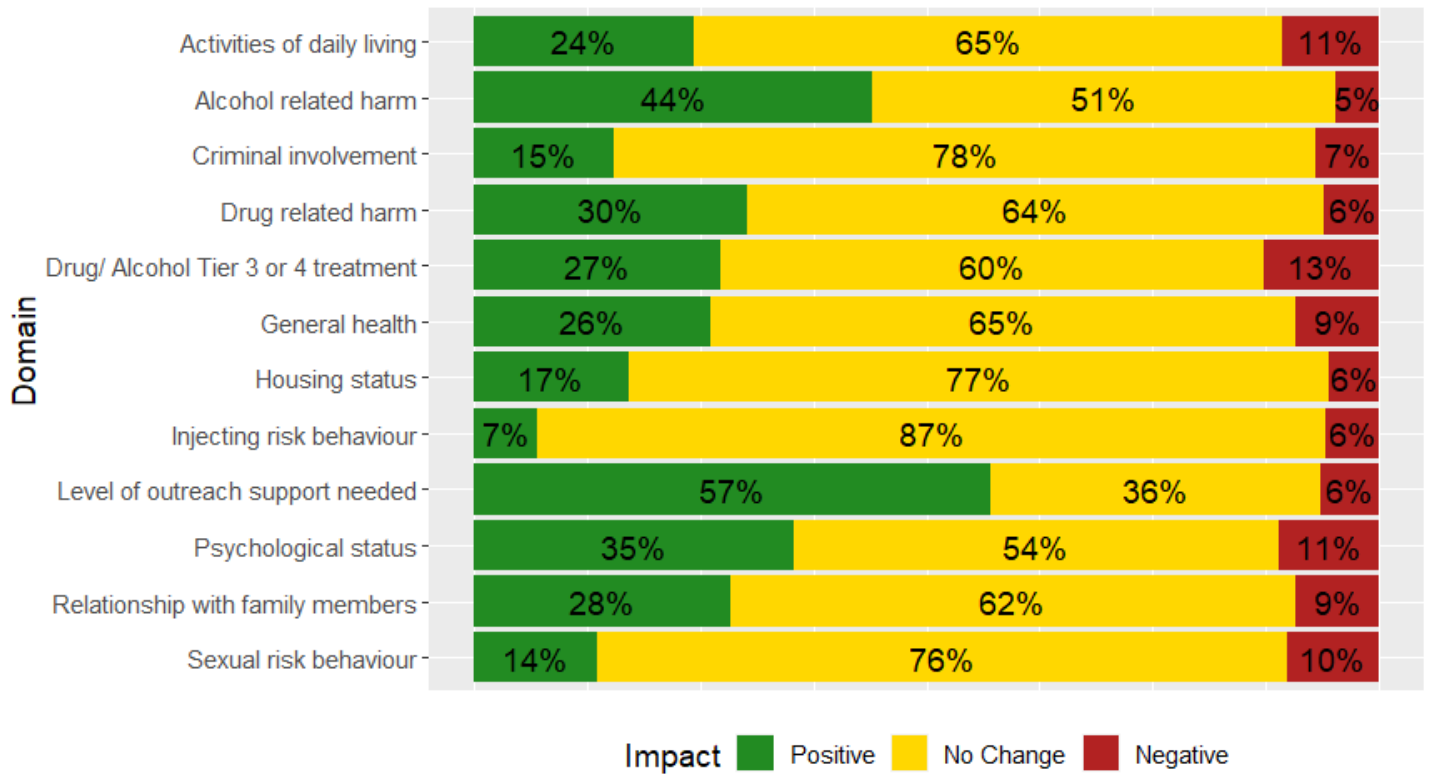
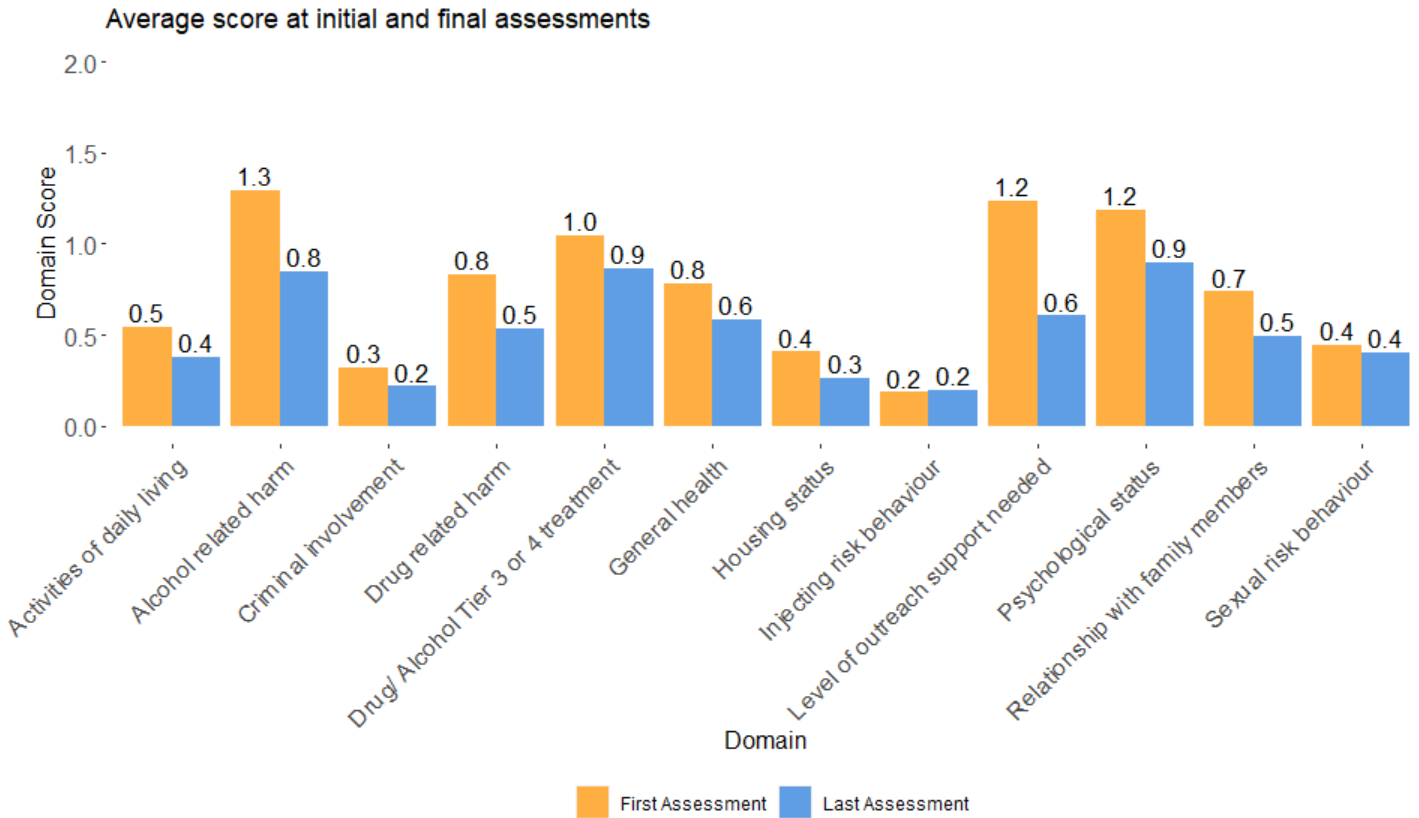


Low Threshold Domains

The following Low Threshold domains are measured, each receiving a score of 0, 1 or 2; with 2 indicating highest risk or harm and 0 being lowest risk. The number of impact scores available is indicated by the base number of clients against each Domain. *Please note that the scale used in this typology moves in the opposite direction to the previous typologies, with a lower score reflecting a more positive position.*

Domain	Base No. Clients	Domain Score - 0	Domain Score - 2
Alcohol related harm	441	Alcohol use is not causing/linked to any harm to the client	Alcohol use is causing/linked to significant harm to the client
Criminal involvement	462	Client has none/no recent criminal involvement	Client has increased criminal involvement
Activities of daily living	462	Client is managing daily activities	Client needs substantial help with daily activities
Drug related harm	265	Drug use is not causing/linked to any harm to the client	Drug use is causing/linked to significant harm to the client
General Health	462	Client has reported no significant health problems	Client has reported major health problems
Housing status	463	Client has permanent accommodation	Client is homeless
Injecting risk behaviour	185	Client states not injecting	Client injecting but not minimising risks
Psychological status	462	Client is managing or has no significant mental health problems	Client has a mental health problem that has a significant impact on their life
Relationship with family members	462	Regular healthy contact with significant individual/separated from bad relationship	No contact/strained relationship with significant individuals and children
Sexual risk behaviour	333	Client states abstinence	Client discloses unsafe sexual encounters
Level of outreach support needed	462	Client does not need/no longer needs support	Client continues to need a high level of support
Drug/ Alcohol Tier 3 or 4 treatment	242	Client is engaged in treatment/ aim achieved	Client has refused/left treatment

Impact by Domain



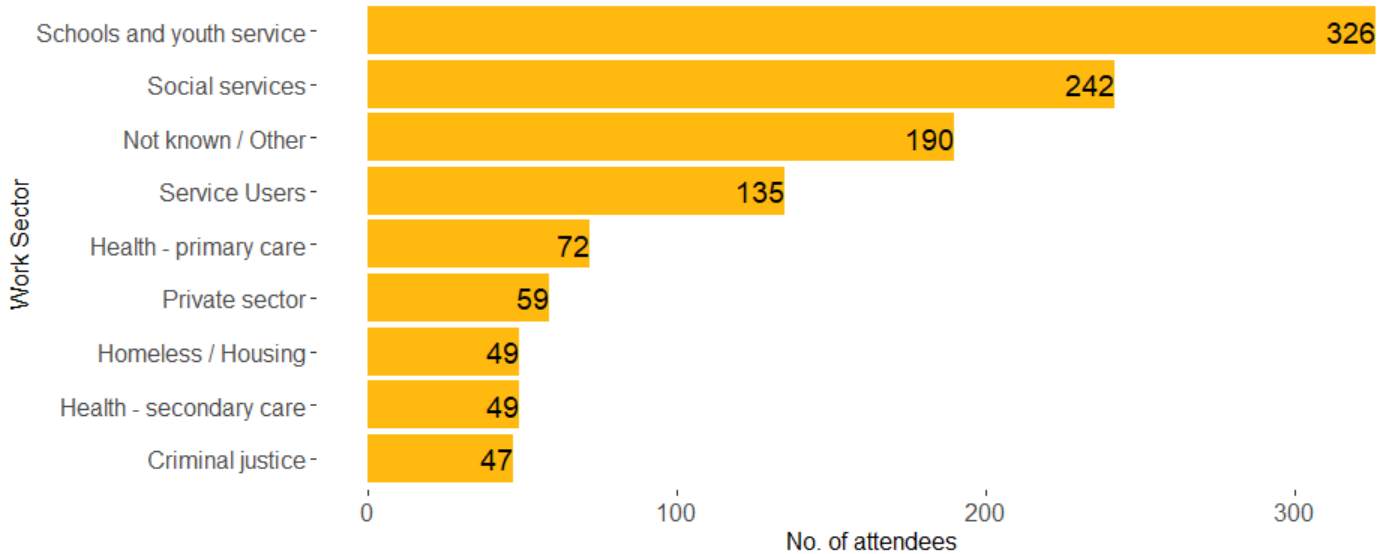
Note- The high proportion of clients seeing no change in several domains can be attributed in part to their first assessment being at zero (i.e. no reported difficulties in that given domain), thus no improvement could be made.

Workforce Development

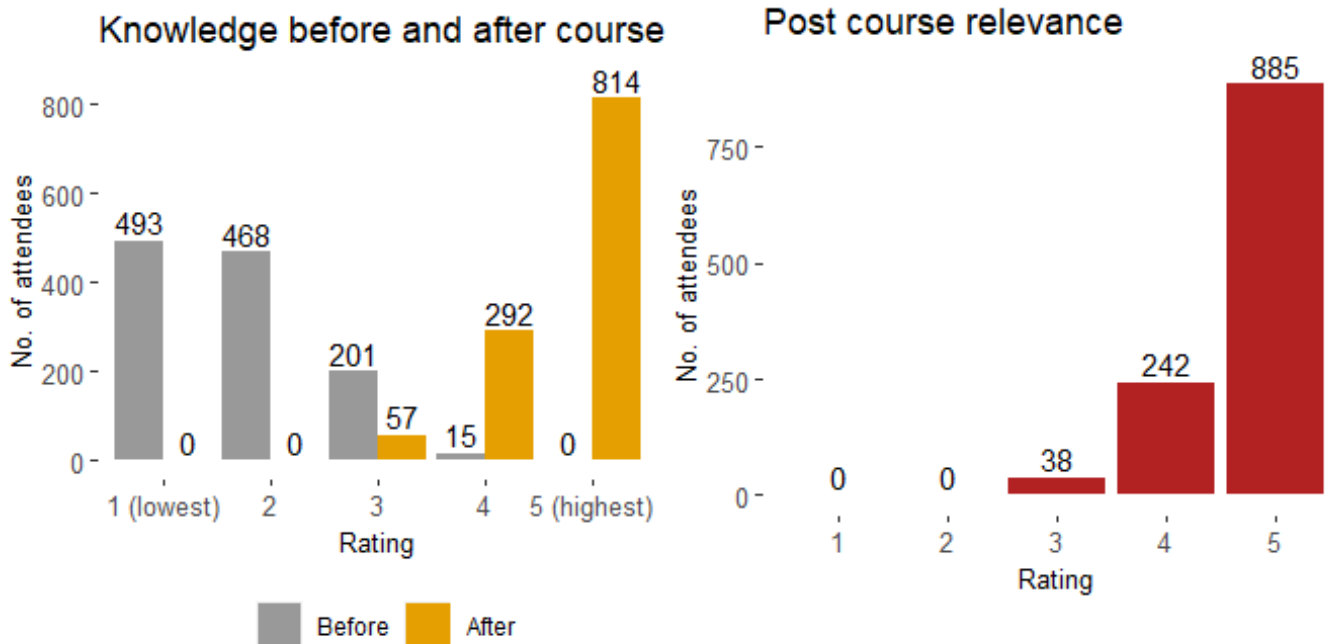
The Workforce Development typology collects data from agencies providing Workforce Development training for Alcohol and Drug workers. Participants complete a pre-course questionnaire to establish base knowledge, and similarly a post-course questionnaire including a rating for course relevance. The assessments are scored from one (lowest) to five (highest).

During 2020/21, there were **1,171** attendees at **127** workforce development courses held across agencies in Northern Ireland.

Work Sector of Attendees



Self-report Ratings



Targeted Prevention

The Targeted Prevention typology covers the provision of substance misuse education courses to young people in the form of life skills or harm reduction sessions. Attendees are asked a series of questions before and after training events regarding their behaviour (alcohol and drug use), knowledge (effects / risks & harm of alcohol and drugs) and attitudes (getting help for problem use and making decisions about alcohol/ drug use).

During 2020/21, 131 courses were undertaken with 801 young people recorded as having commenced the training and 738 young people as having completed.

Participants are asked to rate their knowledge on the following areas

- **Decisions, decisions - it's your choice**

How much do you know about the process of decision making?

- **Say what? - Effective Communication Skills**

How would you rate your own communication skills?

- **When the going gets tough - dealing with difficult emotions**

How good are you at recognising your feelings/emotions?

- **Health = Wealth? Looking after your health & wellbeing**

How much do you know about good health and wellbeing?

- **Like or Dislike - Media and its influence**

How much do you know about the influence of media?

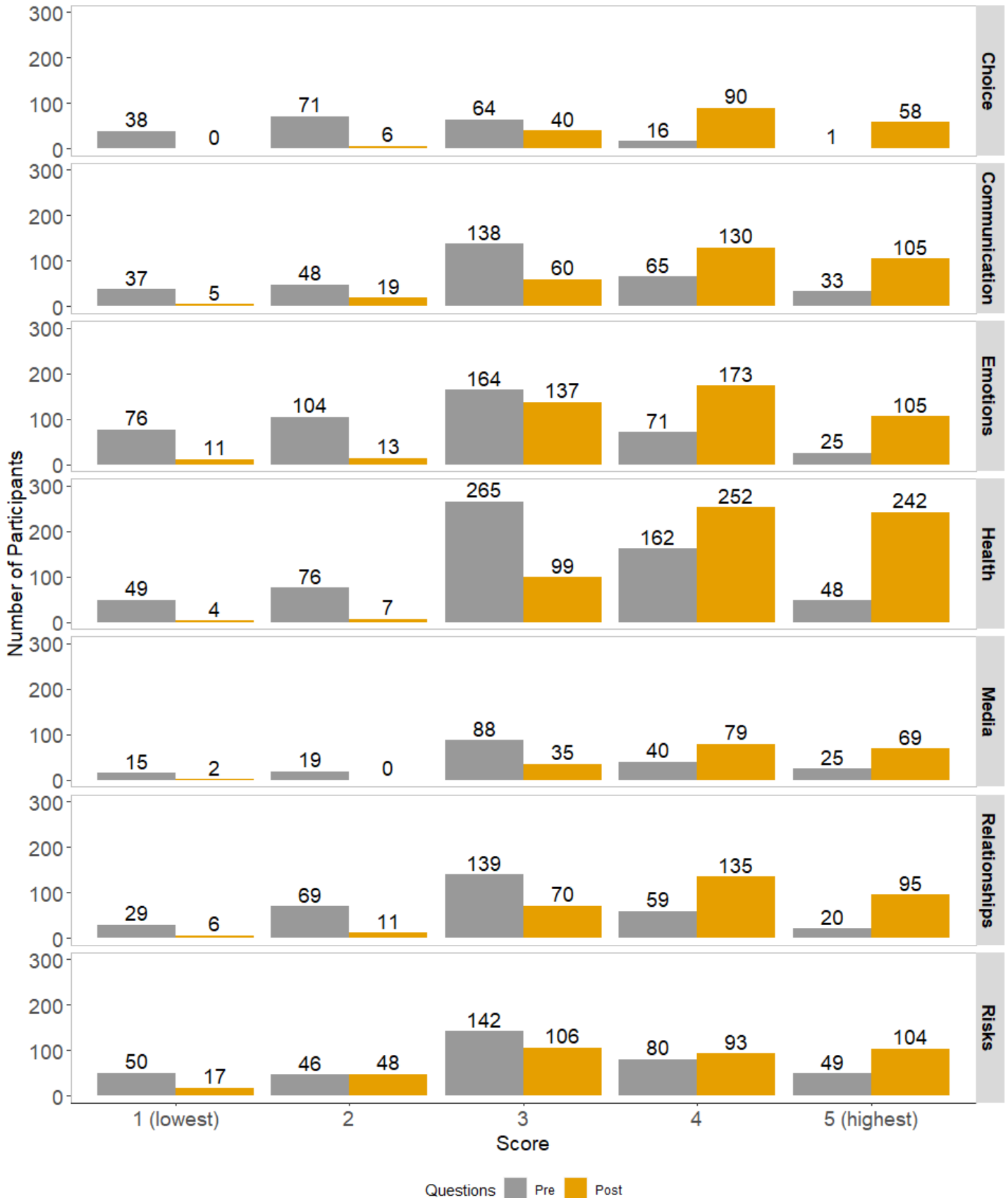
- **Family, Friends and Everything in Between - Relationships**

How much do you know about relationships and how they influence behaviour/their influence?

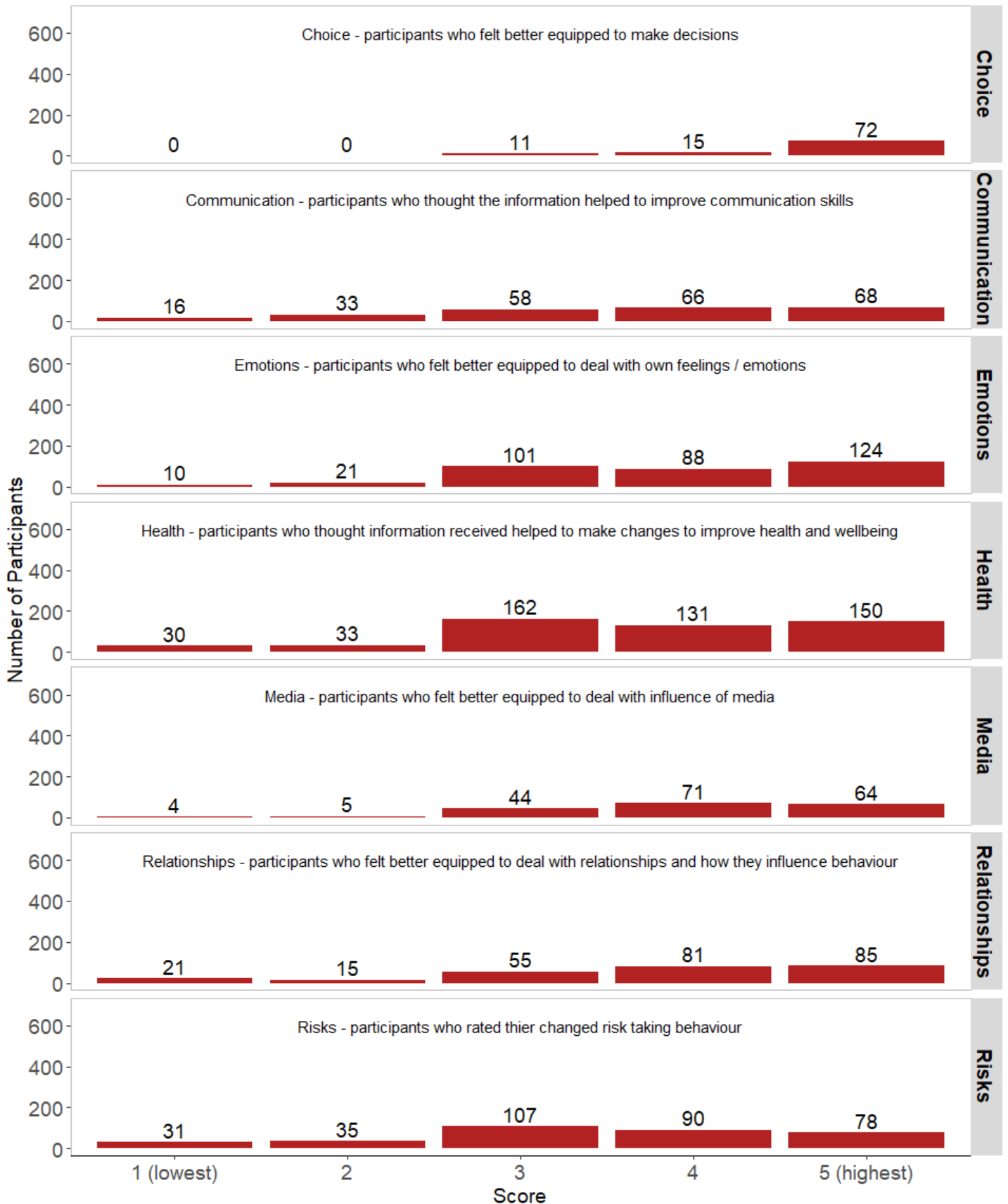
- **A risk worth taking? - Risk taking behaviour**

How likely are you to take risks?

Knowledge Before and After Course



Intended Behaviour Following Course



Targeted Prevention Harm Reduction courses

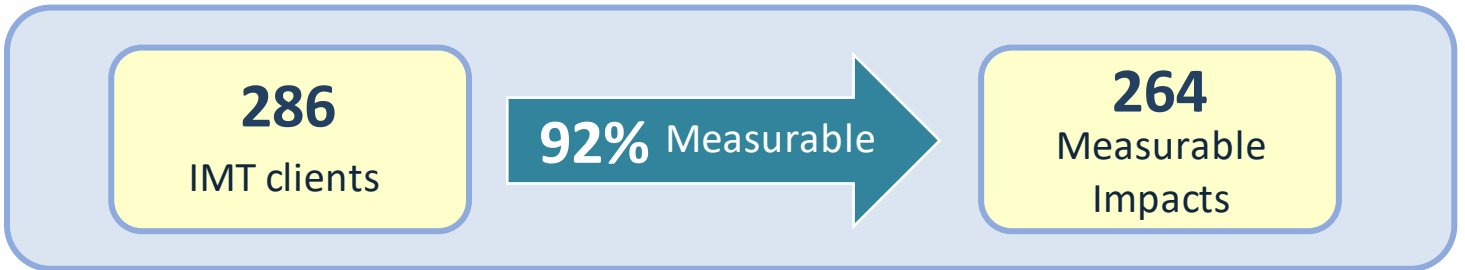
Attendees at Harm reduction modules are asked to indicate if they are currently using a substance (have used in the last month) and if they intend to use in future

Module	No. of Courses	No. Clients	% Indicated using	% Intending to Use in future
Alcohol	60	332	60.8%	68.4%
Cannabis	22	120	51.7%	52.5%
Energy Drinks	5	32	90.6%	65.6%
Misuse of Medicines	3	22	13.6%	13.6%
New Psychoactive Substances	2	17	17.6%	0.0%
Depressants	2	14	35.7%	35.7%
Stimulants	0	0	-	-
Solvents	0	0	-	-
Hallucinogens	0	0	-	-
Opiates	0	0	-	-
Nicotine	0	0	-	-

Youth Engagement Services

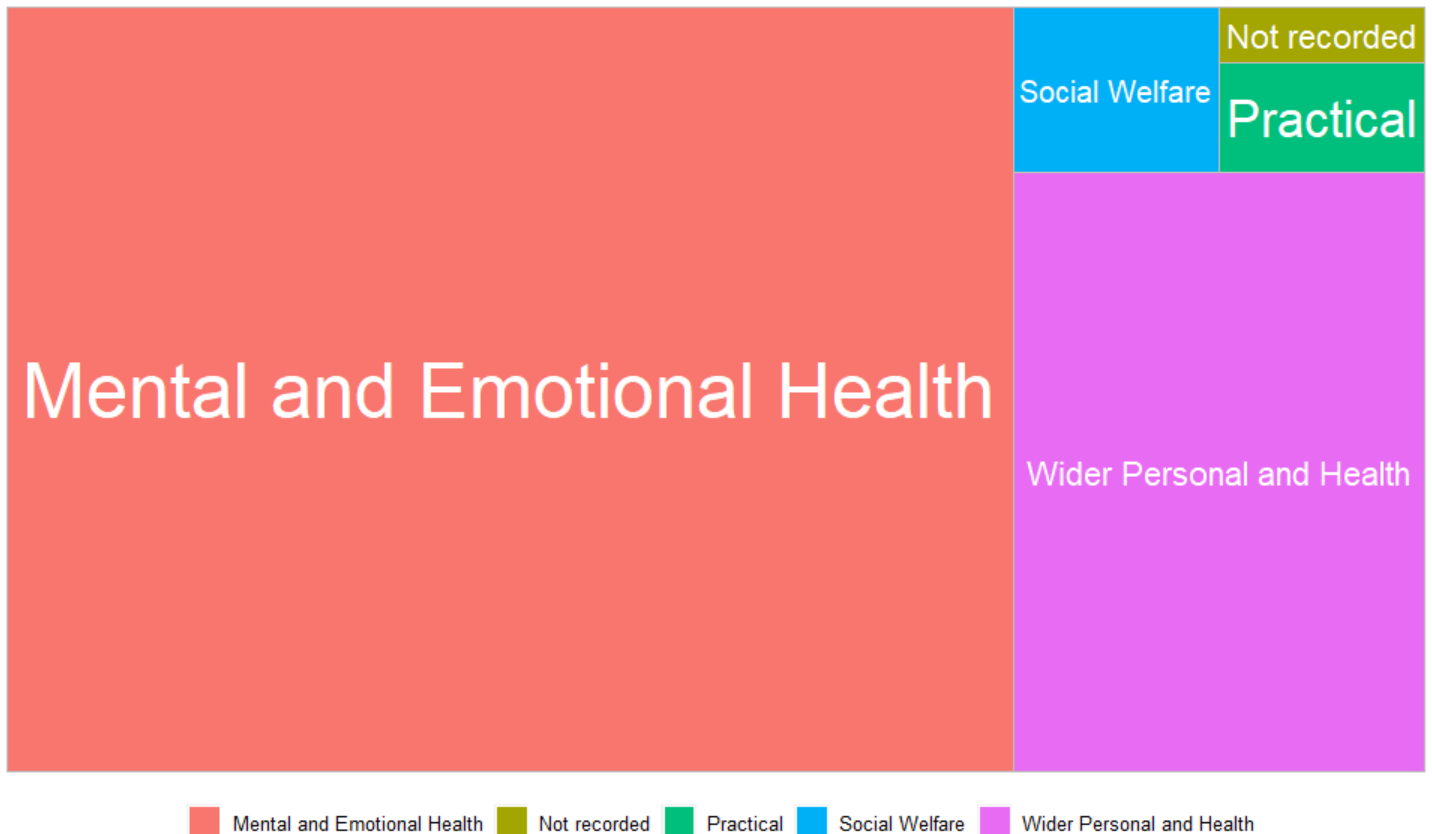
Youth Engagement Service covers the provision of a youth friendly, holistic health and well-being service to young people (aged 11 - 25). The Youth Engagement typology captures those engagements that led to an in-depth assessment measuring the impact on well-being across a series of key domains.

During 2020/21, the number of IMT clients whose treatment ended, or were otherwise discharged was **286**; of these a total number of **264 (92%)** clients had measurable impacts.



Primary Issue

Total number of clients on IMT = 286

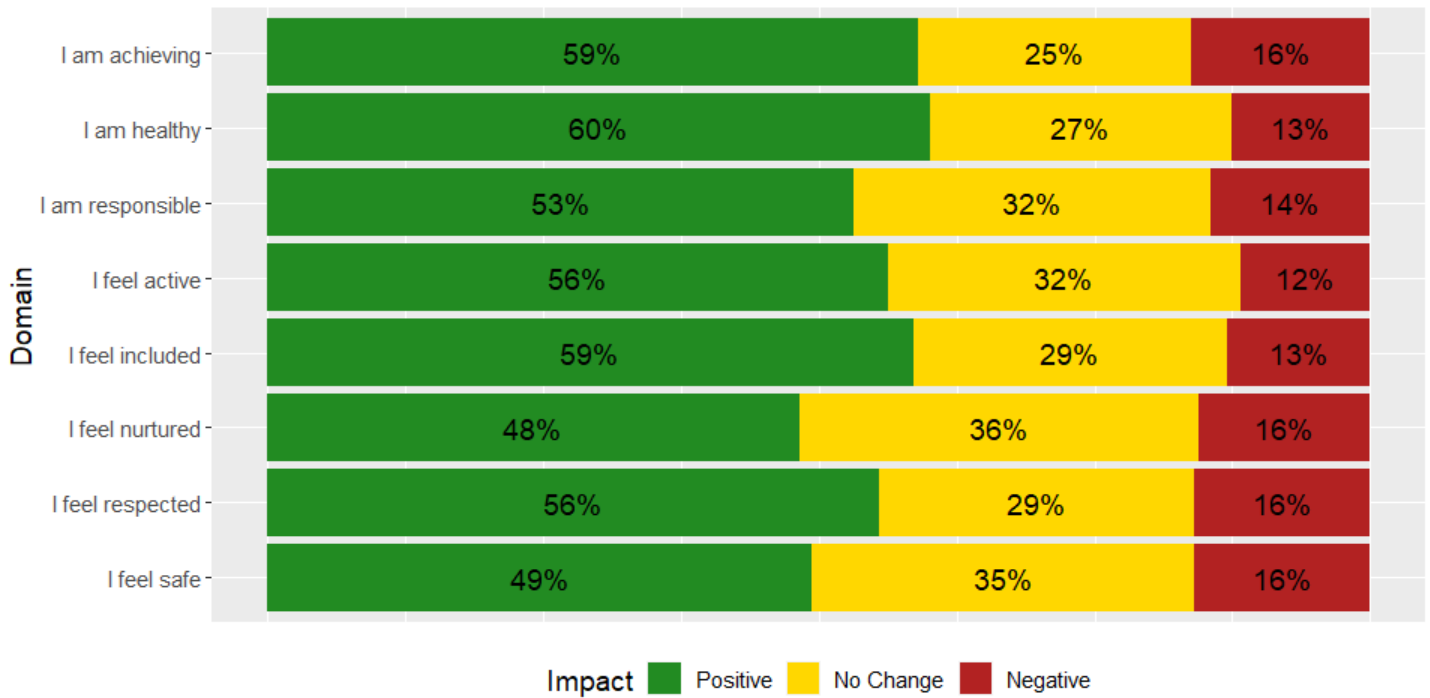


Youth Engagement Services Domains

The following Youth engagement domains are measured, each given a score of 1 to 10; with 1 indicating “not true of me at all,” and 10 being “very true of me.” The number of impact scores available is indicated by the base number of clients against each Domain.

Domain	Base No. Clients
I am achieving	264
I am healthy	263
I am responsible	263
I feel active	263
I feel included	263
I feel nurtured	263
I feel respected	263
I feel safe	263

Impact by Domain



Wellbeing Web- Average domain score at initial and final assessments



Wellbeing web is crown copyright. Produced with permission from Scottish Government.