

INFORMATION  
ANALYSIS  
DIRECTORATE



# Impact Measurement Tool

## Drug & Alcohol Services

2018/19 Summary Report Prepared for the  
Public Health Agency

March 2020



Department of  
**Health**

An Roinn Sláinte  
Máinnystrie O Poustie

[www.health-ni.gov.uk](http://www.health-ni.gov.uk)



**NISRA**

Northern Ireland  
Statistics and Research Agency  
Gníomhalreacht Thuaisceart Éireann  
um Staitistice agus Taighde

# Impact Measurement Tool 2018/19

## Summary Report Prepared for the Public Health Agency

**Public Health Information & Research Branch, Information Analysis Directorate**

Department of Health  
Castle Buildings, Belfast BT4 3SQ  
Tel: 02890 522 607  
Ext: 22607

Email: [phirb@health-ni.gov.uk](mailto:phirb@health-ni.gov.uk)

The impact measurement tool (IMT) is a data collection system used to assess the effectiveness of tier one and tier two drug & alcohol services commissioned by the Public Health Agency (PHA). It is a live data collection system and this report reflects the 2018/19 position at the end of September 2019. It covers services across Northern Ireland and all services that submitted a return during 2018/19 have been included.

### Table of Contents

Introduction.....	Page 3
Adult Treatment.....	Page 4
Youth Treatment.....	Page 7
Parental Substance Misuse.....	Page 9
Low Threshold Services.....	Page 12
Workforce Development.....	Page 15
Targeted Prevention.....	Page 16

# Impact Measurement Tool- Overview of Results

The impact measurement tool (IMT) is a data collection system used to assess the effectiveness of tier one and tier two drug & alcohol services commissioned by the Public Health Agency and is split into the following typologies:

- Adult Treatment (step 2);
- Young Persons Treatment;
- Low Threshold Services;
- Parental Substance Misuse;
- Workforce Development;
- Targeted Prevention.

The main purpose of this report is to inform policy makers within Department of Health and Public Health Agency about the impact Alcohol and Drug projects had on clients and their families in Northern Ireland in 2018/19.

Information is collected before, during and after intervention and is used to measure the impact of the service upon several different aspects of lifestyle and behaviour, referred to as domains.

## **Data collection & Methodology**

The total number of clients recorded has been provided by the Public Health Agency, and is based on the number of clients seen between 1st April 2018 and the 31st March 2019.

In relation to IMT analysis, results for all clients *discharged* between 1st April 2018 and the 31st March 2019 have been included in this report, this includes automatic closure for any client whose record was not closed 6 months (182 days) after the date of their initial assessment. IMT returns represent a live system, updated quarterly by services; the figures included in this release were taken from the *September 2019-20* quarterly returns.

## **Measuring Impact**

In order for the impact of treatment to be measurable, a client record must contain at least two assessments. There are a number of scenarios where it would be expected that a client be discharged without having a subsequent review, for example, an unplanned discharge where a client disengages with service; or if a client is given an immediate referral to a more appropriate service.

Please note that due to the nature of some of the services, not all clients will engage for a duration or level suitable for inclusion on the IMT. For this reason the impact data captured in this report should not be taken as a comprehensive record of the number of clients seen or treated within each service, but as a subset representing those who were suitable for impact measurement. As well as this, it must be remembered that a number of individual clients may have been seen for a large number of sessions.

# Adult Treatment

The Adult Treatment typology collects data relating to individuals aged 18 and over, who are receiving step 2 treatment or aftercare for alcohol and / or drug misuse.



## Main Substance Used

Total number of clients on IMT = 775



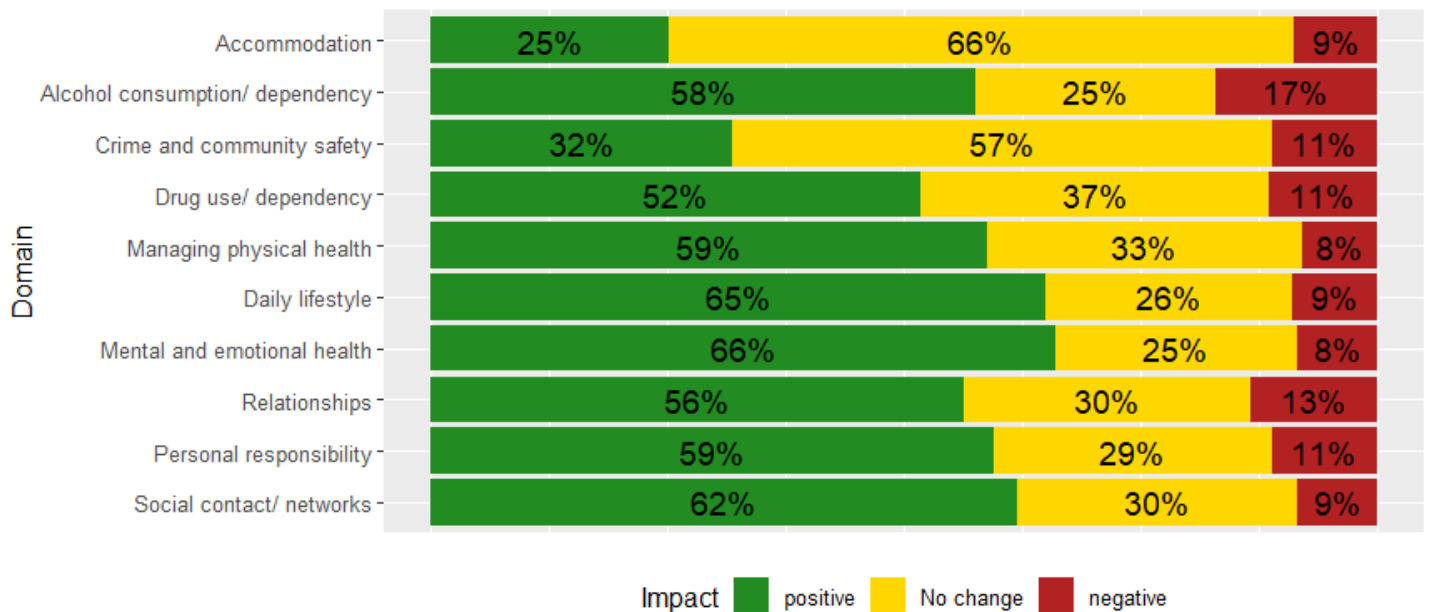
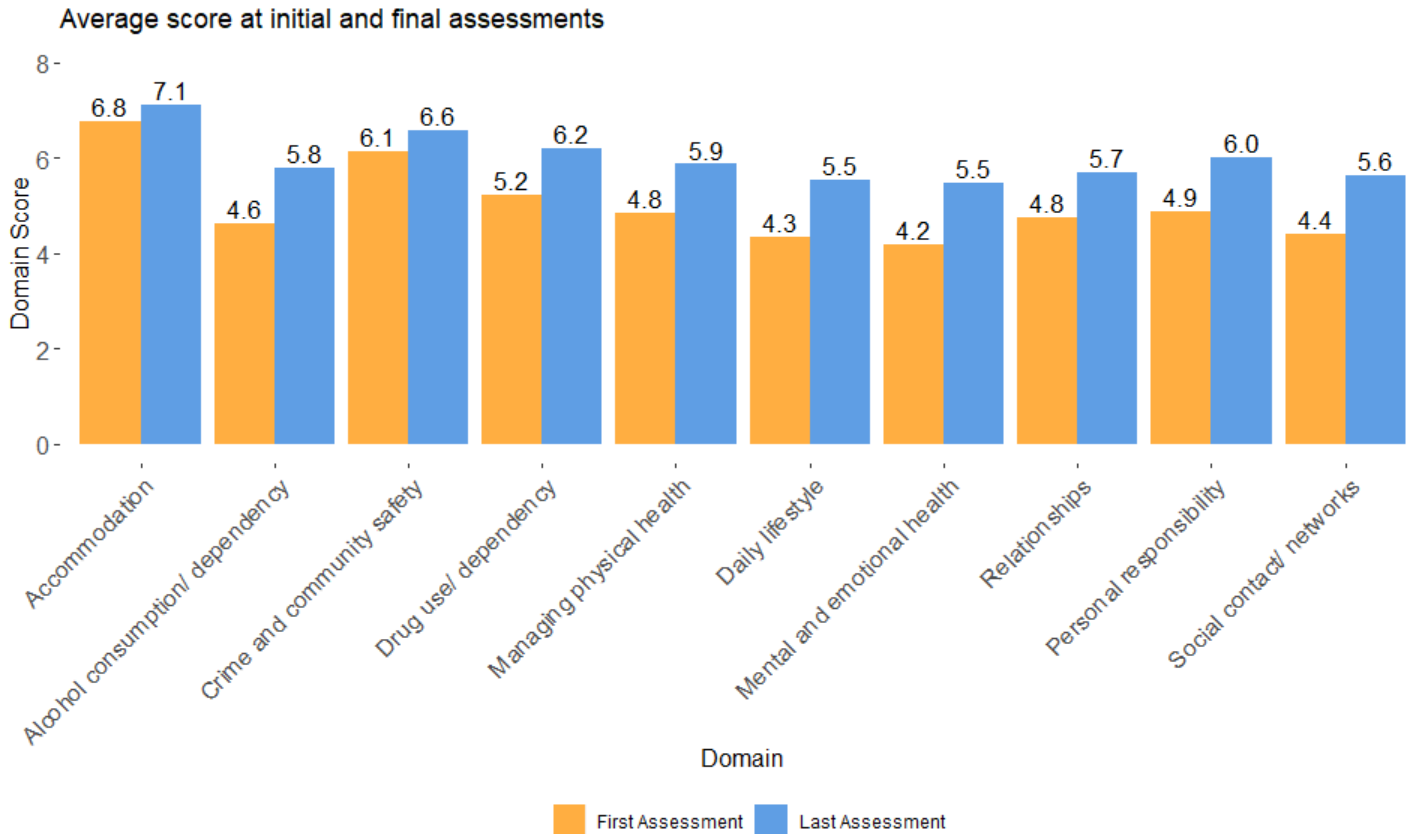
- Alcohol
- Cannabis
- Heroin
- New emerging stimulants
- Other Opiates
- Amphetamines
- Cocaine
- Methadone
- Not Known
- Other prescription drugs (not prescribed)
- Ecstasy
- Methadone / Mephedrone
- Other drugs
- Solvents / gas / aerosols

## Adult Treatment Domains

The following Adult (step 2) domains are measured, each receiving a score of 1 to 8; with 1 indicating highest risk or harm and 8 being lowest risk. The number of impact scores available is indicated by the base number of clients against each Domain.

<b>Domain</b>	<b>Base No. Clients</b>	<b>Domain Score - 1</b>	<b>Domain Score - 8</b>
Accommodation	375	Homeless	Accommodation is satisfactory and all bills are being paid
Alcohol consumption/ dependency	304	Drinking at harmful levels	Effectively using strategies to avoid relapse
Crime and community safety	333	In contact with police and / or courts and / or known to have offended in the past fortnight	No criminal activity or not offending for at least one year
Drug use/ dependency	193	Drug use at harmful levels	Effectively using strategies to avoid relapse
Managing physical health	376	Drug using / drinking at dangerous levels and exposed to high-risk situations	Health improved over a period of weeks or months
Daily lifestyle	377	Drug / drinking lifestyle chaotic	Involved in worthwhile daily activities and reasonably satisfied with their situation
Mental and emotional health	377	Frequent crisis and / or severe problems	Reasonably stable emotionally over a period of weeks or months
Relationships	375	No significant relationships due to rejection by others, not fully engaged with service	Sustained healthy contact with significant relationships or positive separation
Personal responsibility	377	Not aware / acknowledging problem	Increased integration into “normal life” and becoming more independent of service
Social contact/ networks	376	Isolated or only social contact within a drug use or drinking culture	Integrated into social networks

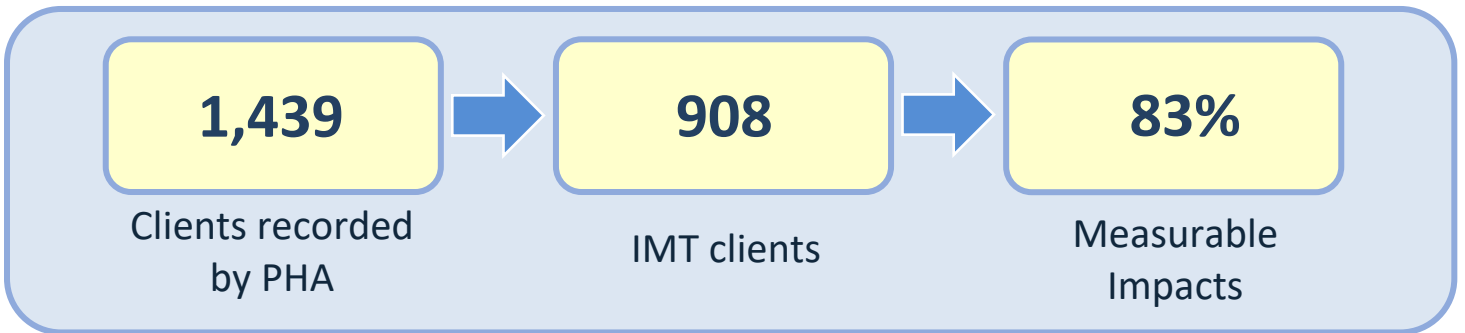
## Impact by Domain



Note- The high proportion of clients seeing no change in both the Crime and Accommodation domains can be attributed in part to their first assessment being at the top of the scale (i.e. no criminal activity or satisfactory accommodation), thus no improvement could be made.

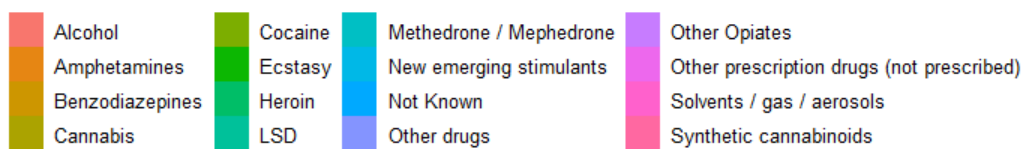
# Youth Treatment

The Youth Treatment typology covers the provision of community based early intervention services for young people aged 11 - 25 who are identified as having substance misuse difficulties.



## Main Substance Used

Total number of clients on IMT = 908

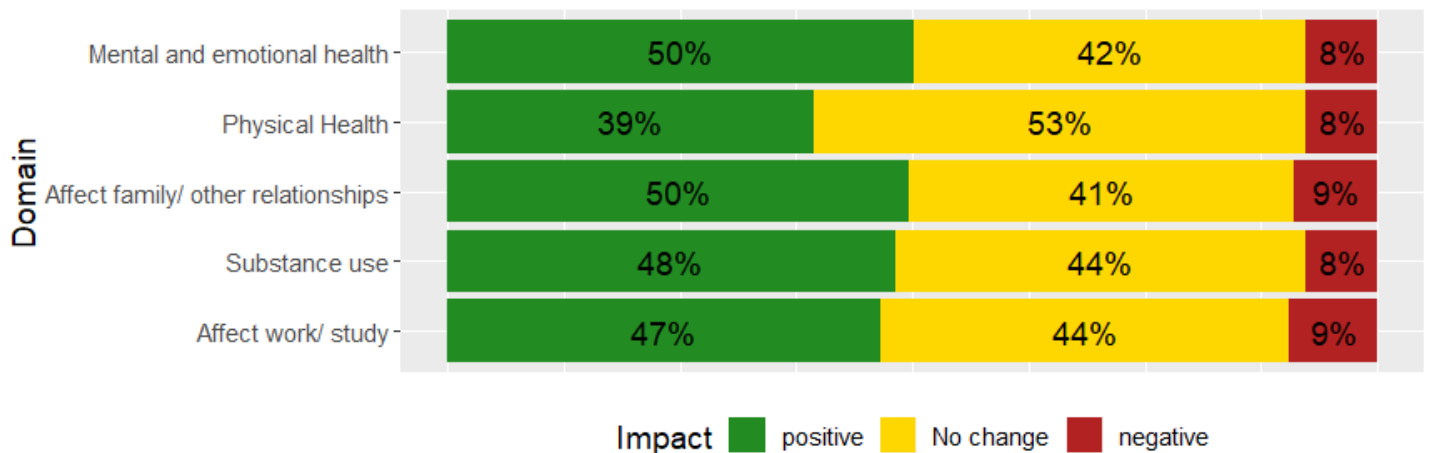
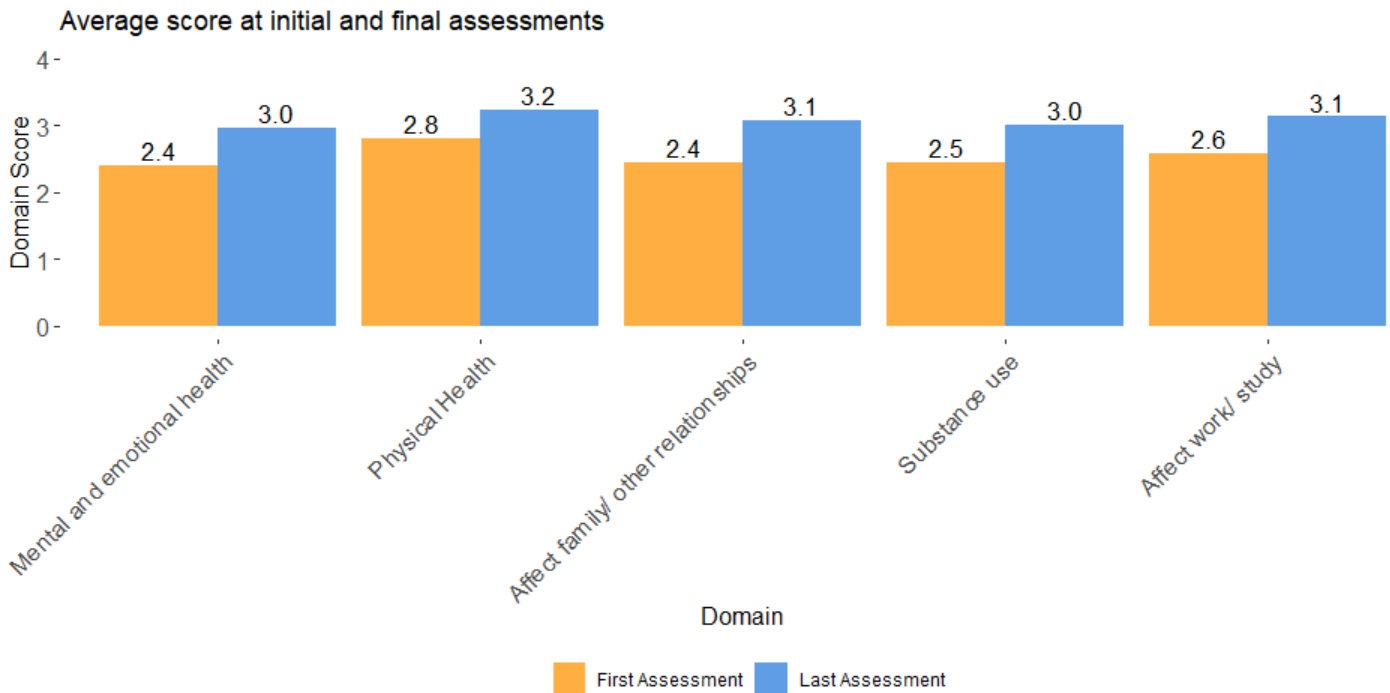


## Youth Treatment Domains

The following Youth treatment domains are measured, each given a score of 1 to 4; with 1 indicating highest risk or harm and 4 being lowest risk. The number of impact scores available is indicated by the base number of clients against each Domain.

Domain	Base No. Clients	Domain Score - 1	Domain Score - 4
Mental and emotional health	751	Very Poor	Very Good
Physical Health	750	Very Poor	Very Good
Affect family / other relationships	751	Very badly	Not at all
Substance Use	752	Very high risk use significantly affecting day-to-day functioning	No Use
Affect work / study	750	Very badly	Not at all

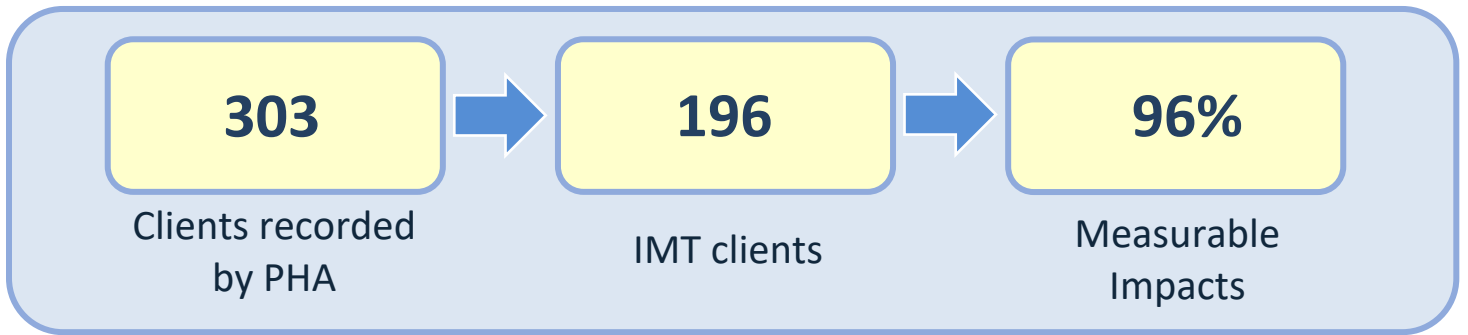
### Impact by Domain





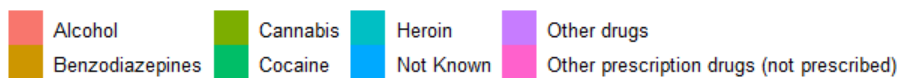
# Parental Substance Misuse

The Parental Substance Misuse typology collects data relating to the provision of therapeutic services for children, young people and families affected by parental substance misuse; it measures the progress of clients involved with these services across a number of key domains.



## Main Substance Used

Total number of families = 196



## Parental Substance Misuse Domains

The following Parental Substance Misuse treatment domains are measured, each given a score of 1 to 8; with 1 indicating highest risk or harm and 8 being lowest risk. The number of impact scores available is indicated by the base number of families against each Domain.

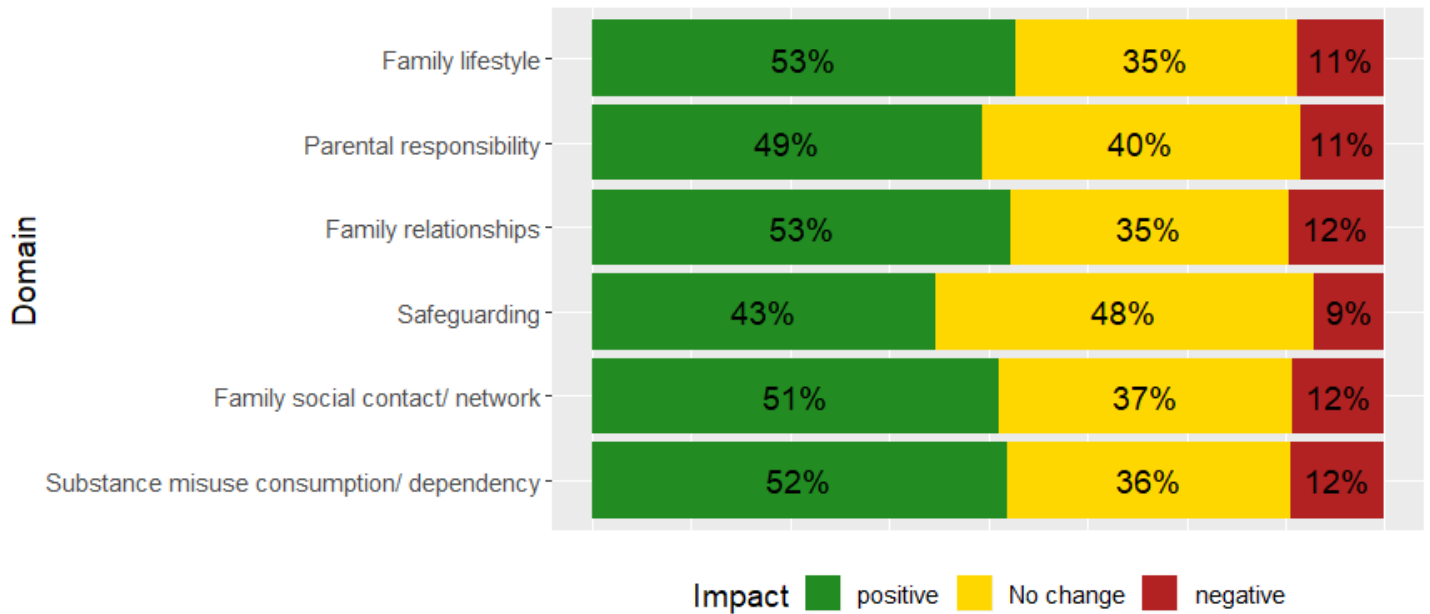
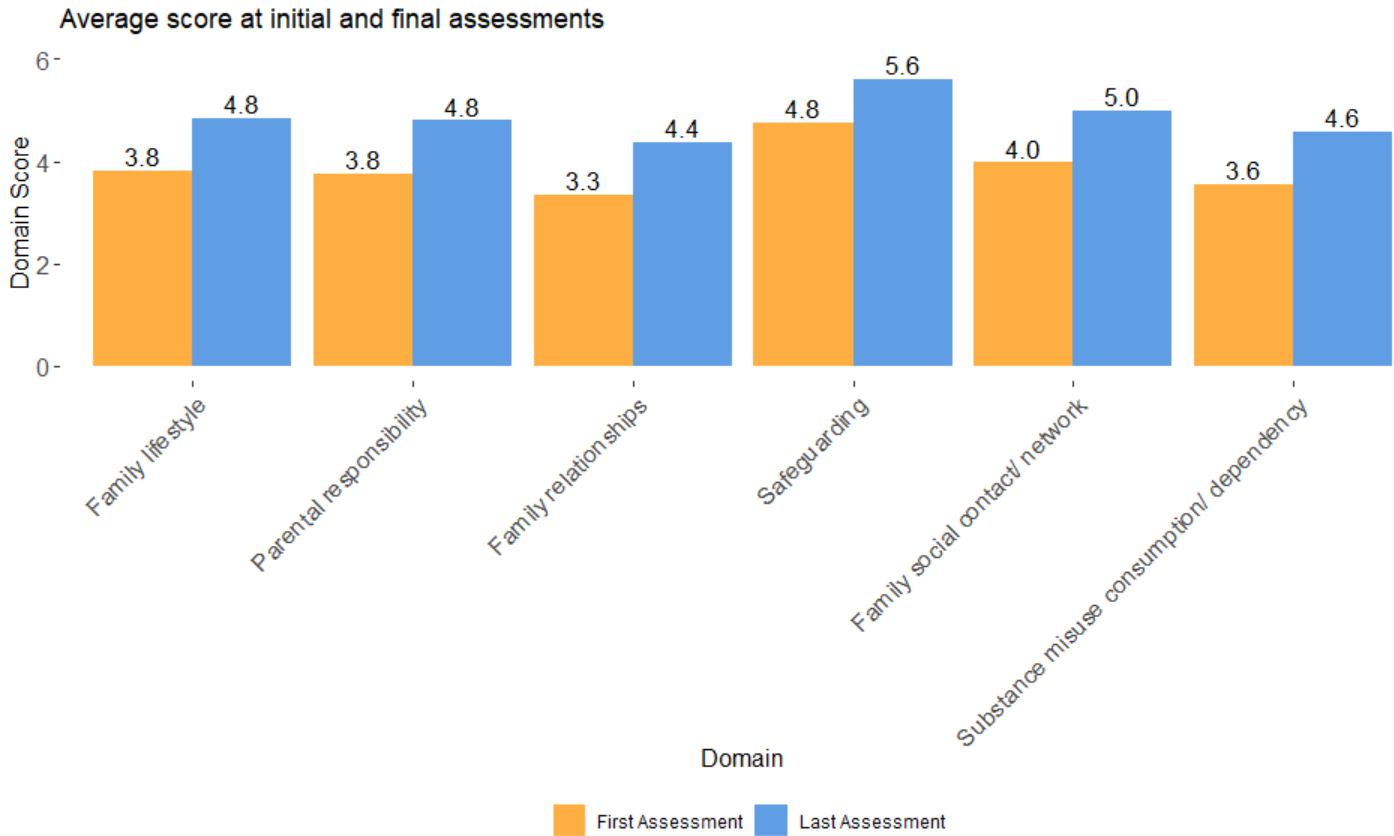
<b>Domain</b>	<b>Base No. Clients</b>	<b>Domain Score - 1</b>	<b>Domain Score - 8</b>
Family Lifestyle	189	Chaotic family lifestyle - lacks structure, routines, boundaries, appropriate activities	Changes maintained
Parental Responsibility	189	No awareness and/or acknowledgement	Fulfils parental responsibilities independently or with low level supports
Family Relationships	189	Family relationships dysfunctional, featuring e.g. conflict/disharmony/lack of communication	Stable/functional relationships maintained
Safeguarding	189	Serious risks posed to safety, protection and well-being of child - no awareness/acknowledgement	No concerns regarding the safety, protection and well-being of the child
Family social contact/ network	189	Family/user isolated and little awareness of negative impact. Few social contacts outside drug using/drinking culture	Social contacts/ support networks relevant to family's/ individuals wishes and needs are established and maintained
Substance Misuse Consumption/ Dependency	126	Drinking/using drugs at harmful levels - e.g. continuous, patterned use	Effectively using strategies to avoid relapse - leaving treatment

*\*Substance misuse consumption/ dependency domain also includes the following options in addition to the scale 1 - 8:*

*X - Substance misusing parent is no longer in the family unit*

*N - Substance misusing parent is not attending Parental Misuse Treatment*

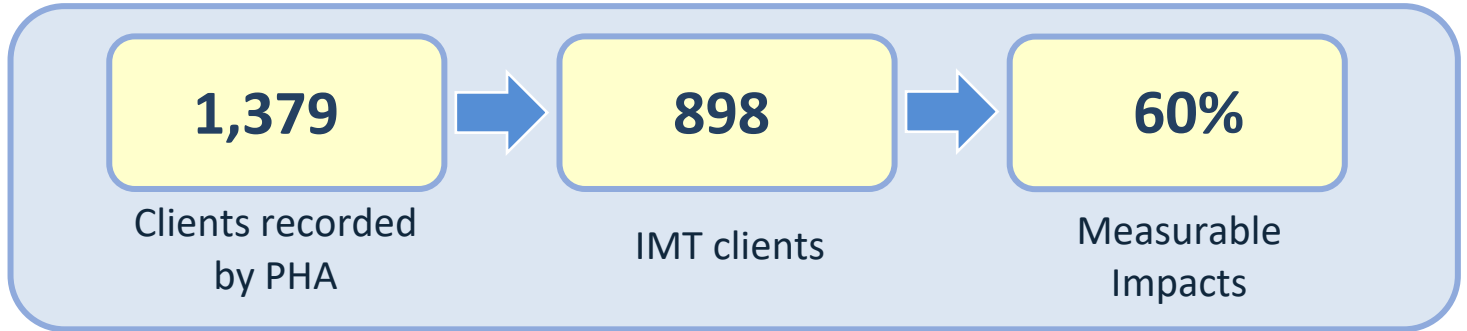
## Impact by Domain



# Low Threshold Services

## Low threshold services IMT

The low threshold services typology covers the provision of support, care, facilitation and harm reduction services for people who are misusing substances; it measures the progress of clients involved with these services across a number of key domains. It should be noted that information from Belfast Drug Outreach Team is not included.



## Main Substance Used

Total number of clients on IMT = 898

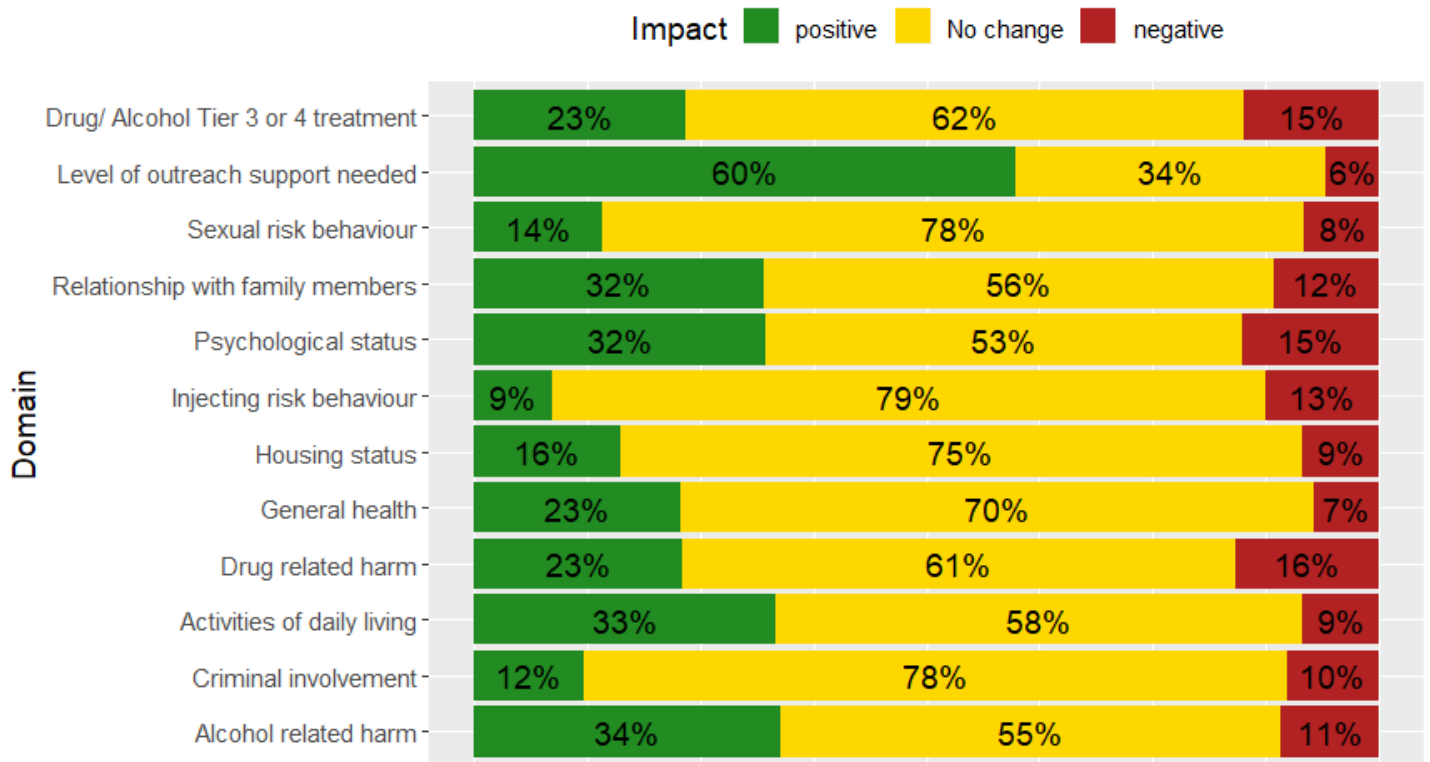
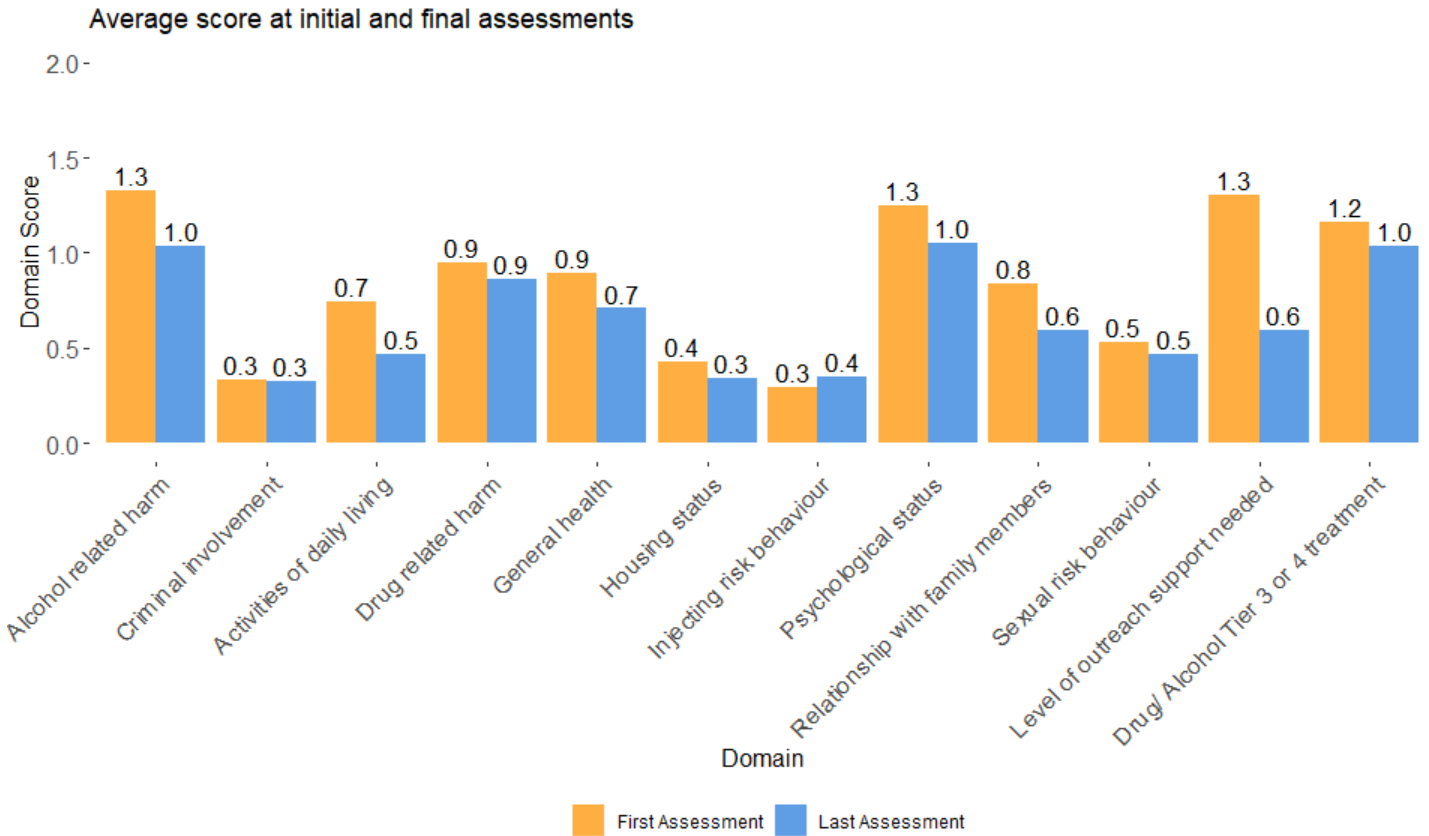


## Low Threshold Domains

The following Low Threshold domains are measured, each receiving a score of 0, 1 or 2; with 2 indicating highest risk or harm and 0 being lowest risk. The number of impact scores available is indicated by the base number of clients against each Domain.

<b>Domain</b>	<b>Base No. Clients</b>	<b>Domain Score - 0</b>	<b>Domain Score - 2</b>
Alcohol related harm	489	Alcohol use is not causing/linked to any harm to the client	Alcohol use is causing/linked to significant harm to the client
Criminal involvement	540	Client has none/no recent criminal involvement	Client has increased criminal involvement
Activities of daily living	540	Client is managing daily activities	Client needs substantial help with daily activities
Drug related harm	317	Drug use is not causing/linked to any harm to the client	Drug use is causing/linked to significant harm to the client
General Health	538	Client has reported no significant health problems	Client has reported major health problems
Housing status	539	Client has permanent accommodation	Client is homeless
Injecting risk behaviour	199	Client states not injecting	Client injecting but not minimising risks
Psychological status	539	Client is managing or has no significant mental health problems	Client has a mental health problem that has a significant impact on their life
Relationship with family members	540	Regular healthy contact with significant individual/separated from bad relationship	No contact/strained relationship with significant individuals and children
Sexual risk behaviour	494	Client states abstinence	Client discloses unsafe sexual encounters
Level of outreach support needed	540	Client does not need/no longer needs support	Client continues to need a high level of support
Drug/ Alcohol Tier 3 or 4 treatment	444	Client is engaged in treatment/ aim achieved	Client has refused/left treatment

## Impact by Domain



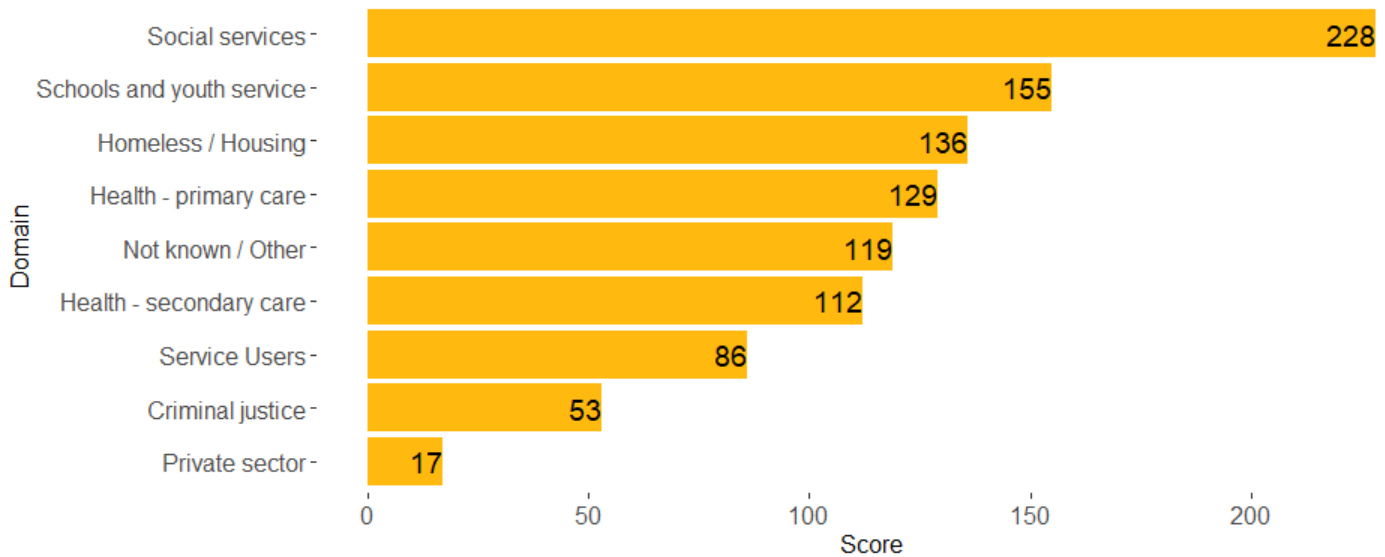
Note- The high proportion of clients seeing no change in several domains can be attributed in part to their first assessment being at zero (i.e. no reported difficulties in that given domain), thus no improvement could be made.

# Workforce Development

The Workforce Development typology collects data from agencies providing Workforce Development training for Alcohol and Drug workers. Participants complete a pre-course questionnaire to establish base knowledge, and similarly a post-course questionnaire including a rating for course relevance. The assessments are scored from one (lowest) to five (highest).

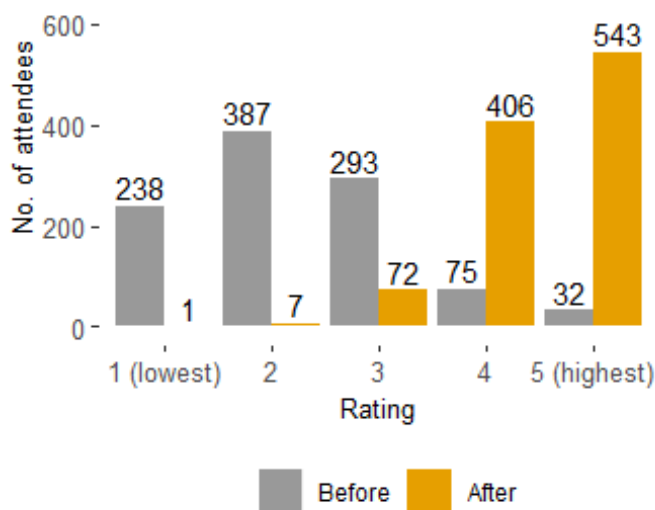
During 2018/19, of the **1,033** number of Attendees at **99** workforce development courses across agencies in Northern Ireland.

## Work Sector of Attendees

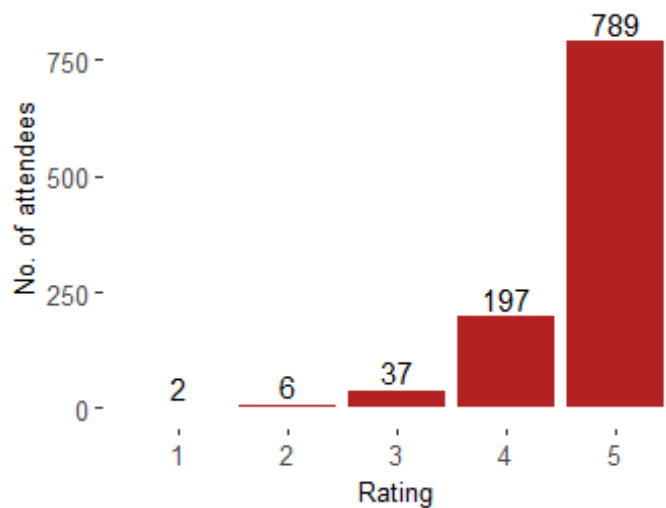


## Self-report Ratings

Knowledge before and after course



Post course relevance



# Targeted Prevention

The Targeted Prevention typology covers the provision of substance misuse education courses to young people in the form of life skills or harm reduction sessions. Attendees are asked a series of questions before and after training events regarding their behaviour (alcohol and drug use), knowledge (effects / risks & harm of alcohol and drugs) and attitudes (getting help for problem use and making decisions about alcohol/ drug use).

During 2018/19, **246** courses were undertaken with **2,059** young people recorded as having commenced the training and **1,981** young people as having completed.

Participants are asked to rate their knowledge on the following areas

- **Decisions, decisions – it's your choice**

*How much do you know about the process of decision making?*

- **Say what? - Effective Communication Skills**

*How would you rate your own communication skills?*

- **When the going gets tough - dealing with difficult emotions**

*How good are you at recognising your feelings/emotions?*

- **Health = Wealth? Looking after your health & wellbeing**

*How much do you know about good health and wellbeing?*

- **Like or Dislike - Media and its influence**

*How much do you know about the influence of media?*

- **Family, Friends and Everything in Between - Relationships**

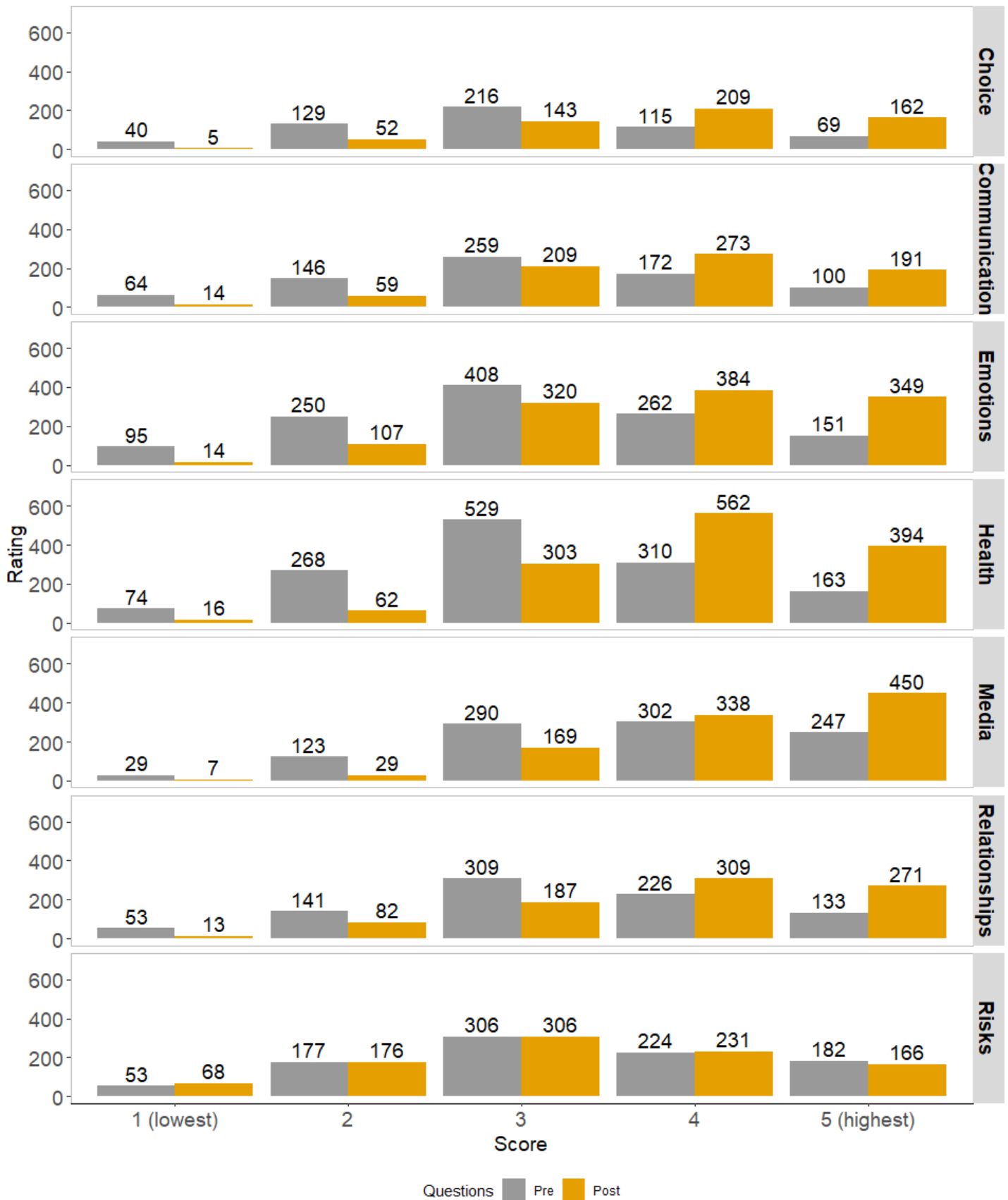
*How much do you know about relationships and how they influence behaviour/their influence?*

- **A risk worth taking? - Risk taking behaviour**

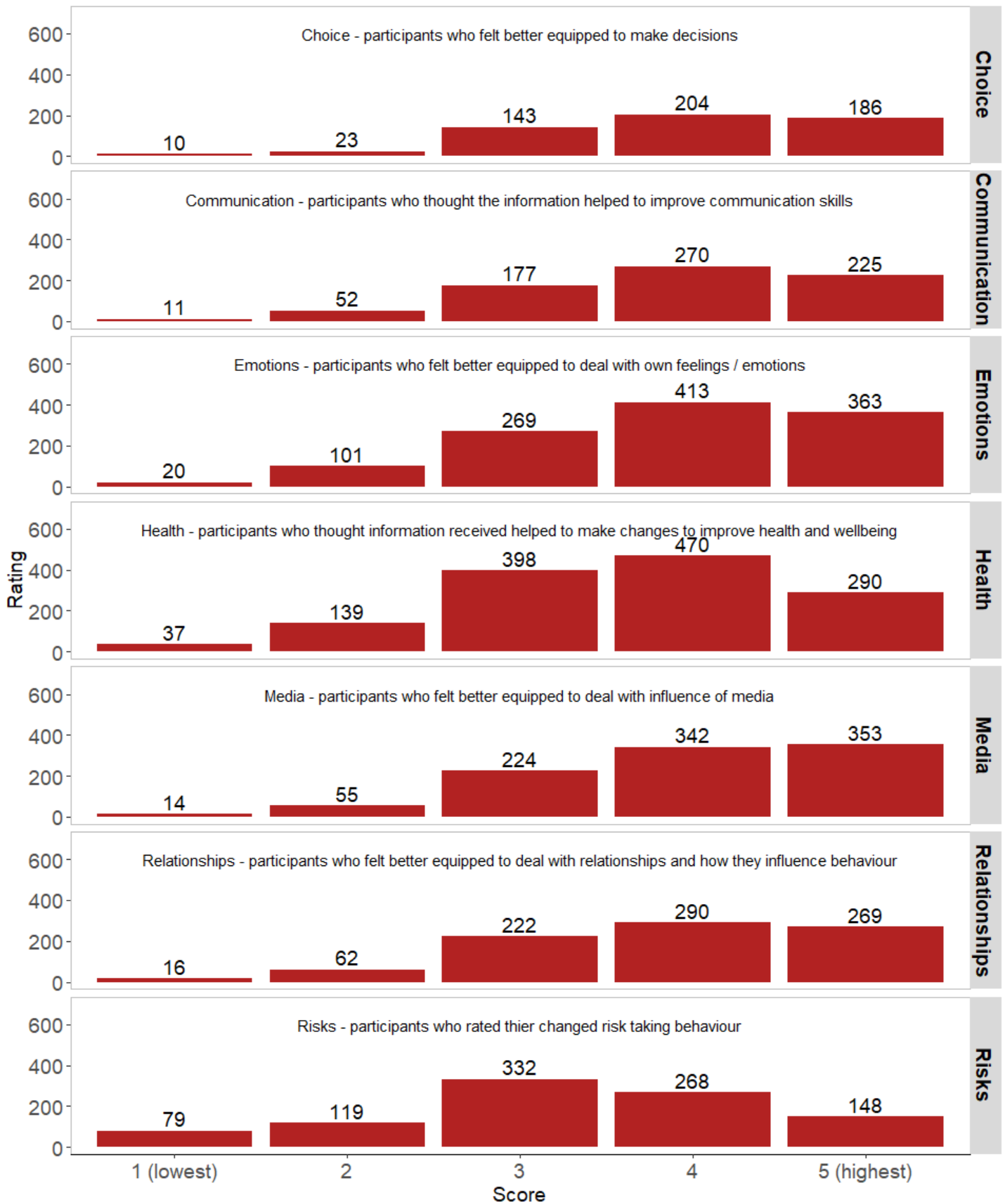
*How likely are you to take risks?*



# Knowledge Before and After Course



# Intended Behaviour Following Course



# Targeted Prevention Harm Reduction courses

Attendees at Harm reduction modules are asked to indicate if they are currently using a substance and if they intend to use in future

<b>Module</b>	<b>No. of Courses</b>	<b>No. Clients</b>	<b>% Indicated using</b>	<b>% Intending to Use in future</b>
Alcohol	111	788	55.2%	63.6%
Cannabis	54	378	31.0%	31.5%
Nicotine	15	99	27.3%	13.2%
Energy Drinks	76	596	79.4%	57.5%
New Psychoactive Substances	29	185	11.9%	6.6%
Stimulants	2	14	7.1%	7.1%
Solvents	3	18	0%	0%
Misuse of Medicines	0	0	-	-
Hallucinogens	0	0	-	-
Depressants	0	0	-	-
Opiates	0	0	-	-