



# Impact Measurement Tool

## Drug & Alcohol Services

2022/23 Summary Report Prepared for the  
Public Health Agency

April 2024



Department of  
**Health**

An Roinn Sláinte  
Máinnstríe O Poustie  
[www.health-ni.gov.uk](http://www.health-ni.gov.uk)



**NISRA**

Northern Ireland  
Statistics and Research Agency  
Gníomhaireacht Thuaisceart Éireann  
um Staitistíci agus Taighde

# Impact Measurement Tool 2022/23

## Summary Report Prepared for the Public Health Agency

**Public Health Information & Research Branch, Information Analysis Directorate**

Department of Health  
Castle Buildings, Belfast BT4 3SQ  
Tel: 02890 522 317  
Ext: 22317

Email: [phirb@health-ni.gov.uk](mailto:phirb@health-ni.gov.uk)

The Impact Measurement Tool (IMT) is a data collection system used to assess the effectiveness of tier one and tier two drug & alcohol services commissioned by the Public Health Agency (PHA). It is a live data collection system and this report reflects the 2022/23 position at the end of September 2023. It covers services across Northern Ireland and all services that submitted a return during 2022/23 have been included.

### Table of Contents

Introduction.....	Page 3
Adult Treatment.....	Page 4
Youth Treatment.....	Page 7
Parental Substance Misuse.....	Page 10
Low Threshold Services.....	Page 13
Workforce Development.....	Page 16
Targeted Prevention.....	Page 17
Youth Engagement Services.....	Page 21

# Impact Measurement Tool- Overview of Results

The Impact Measurement tool (IMT) is a data collection system used to assess the effectiveness of tier one and tier two services commissioned by the Public Health Agency (PHA) and is split into the following typologies:

- Adult Treatment (step 2);
- Young Persons Treatment;
- Low Threshold Services;
- Parental Substance Misuse;
- Workforce Development;
- Targeted Prevention;
- Youth engagement services.

The main purpose of this report is to inform decision makers within Department of Health and Public Health Agency about the impact Alcohol and Drug projects had on clients and their families in Northern Ireland in 2022/23.

Information is collected before, during and after intervention and is used to measure the impact of the service upon several different aspects of lifestyle and behaviour, referred to as domains.

## **Data collection & Methodology**

Results for all clients discharged between 1<sup>st</sup> April 2022 and the 31<sup>st</sup> March 2023 are included in this report. This includes automatic closure for any client whose record was not closed 6 months (182 days) after the date of their initial assessment. IMT returns represent a live system which is updated quarterly by services; the figures included in this release reflect the 2022/23 position at the end of September 2023. Any client recorded multiple times in the same financial year, using the same client reference and initial assessment date is reported only once. Matched client records included in the previous annual publication, whose updated details meant they would otherwise be eligible for this publication have also been excluded to avoid duplication.

## **Measuring Impact**

In order for the impact of treatment to be measurable, a client record must contain at least two assessments. There are a number of scenarios where it would be expected that a client be discharged without having a subsequent review, for example, an unplanned discharge where a client disengages with service; or if a client is given an immediate referral to a more appropriate service. In these instances then impacts cannot be measured.

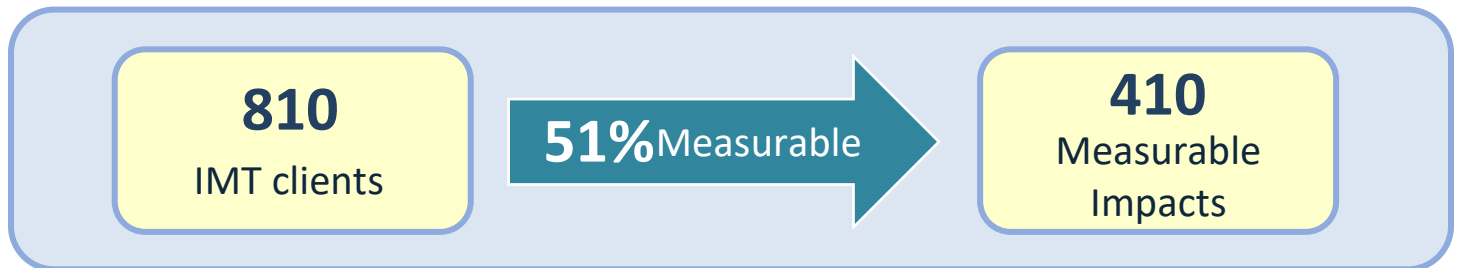
Please note that due to the nature of some of the services, not all clients will engage for a duration or level suitable for inclusion on the IMT. For this reason the impact data captured in this report should not be taken as a comprehensive record of the number of clients seen or treated within each service, but as a subset representing those who were suitable for impact measurement.

# Adult Treatment

The Adult Treatment typology collects data relating to individuals aged 18 and over, who are receiving step 2 treatment or aftercare for alcohol and / or drug misuse.

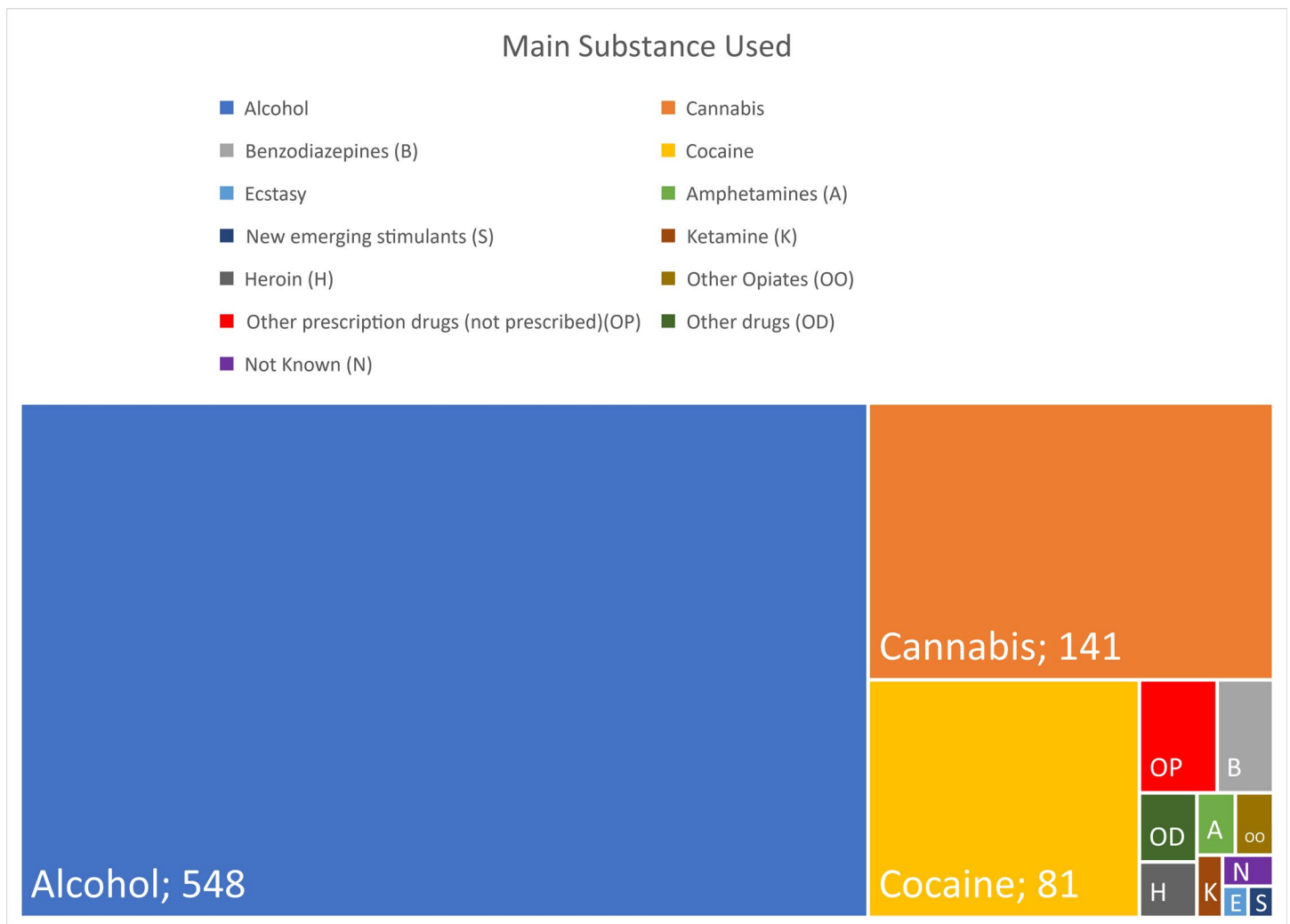
## Client Overview

During 2022/23 the number of IMT clients whose treatment ended, or were otherwise discharged, was **810**; of these a total number of **410 (51%)** clients had measurable impacts.



## Main Substance Used

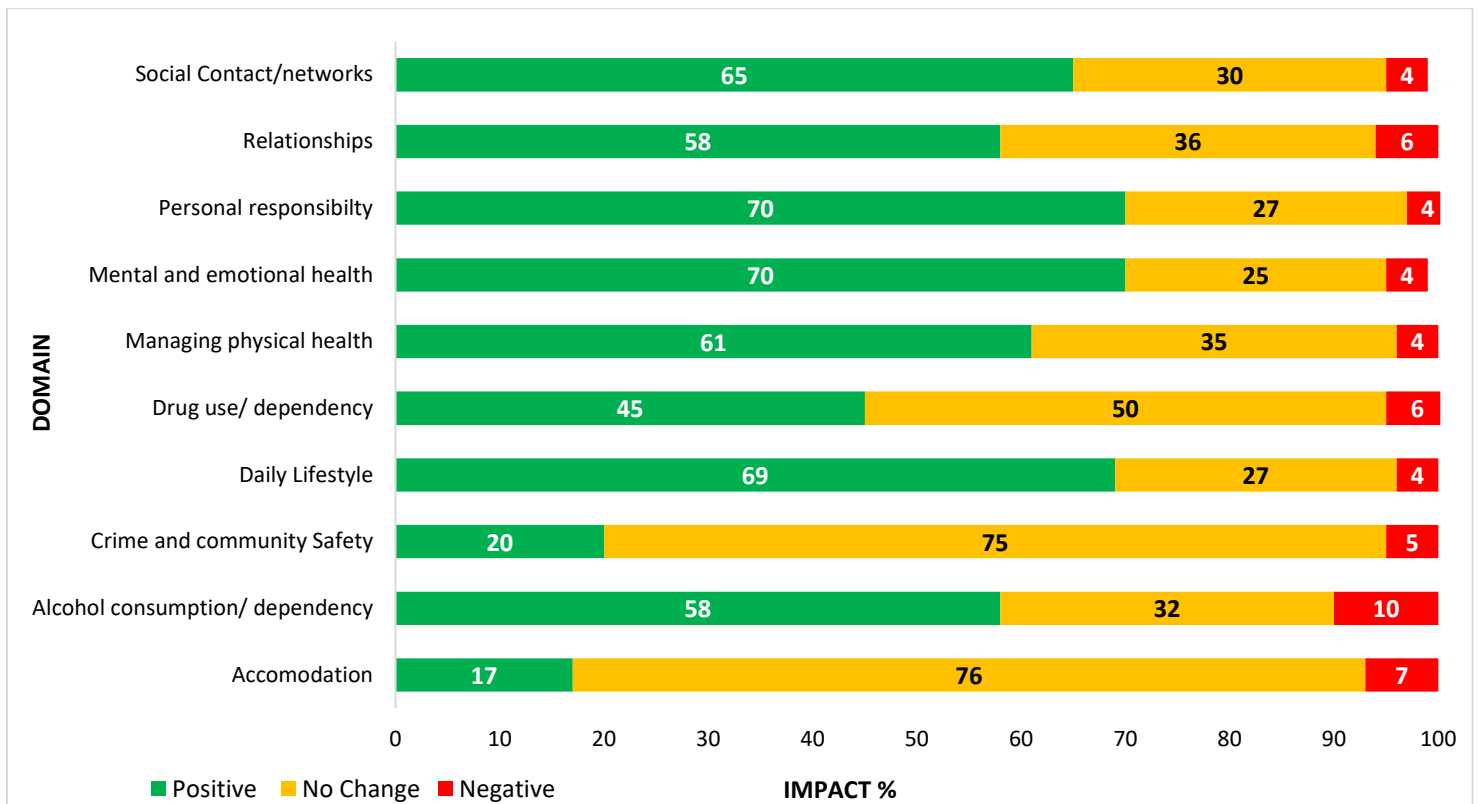
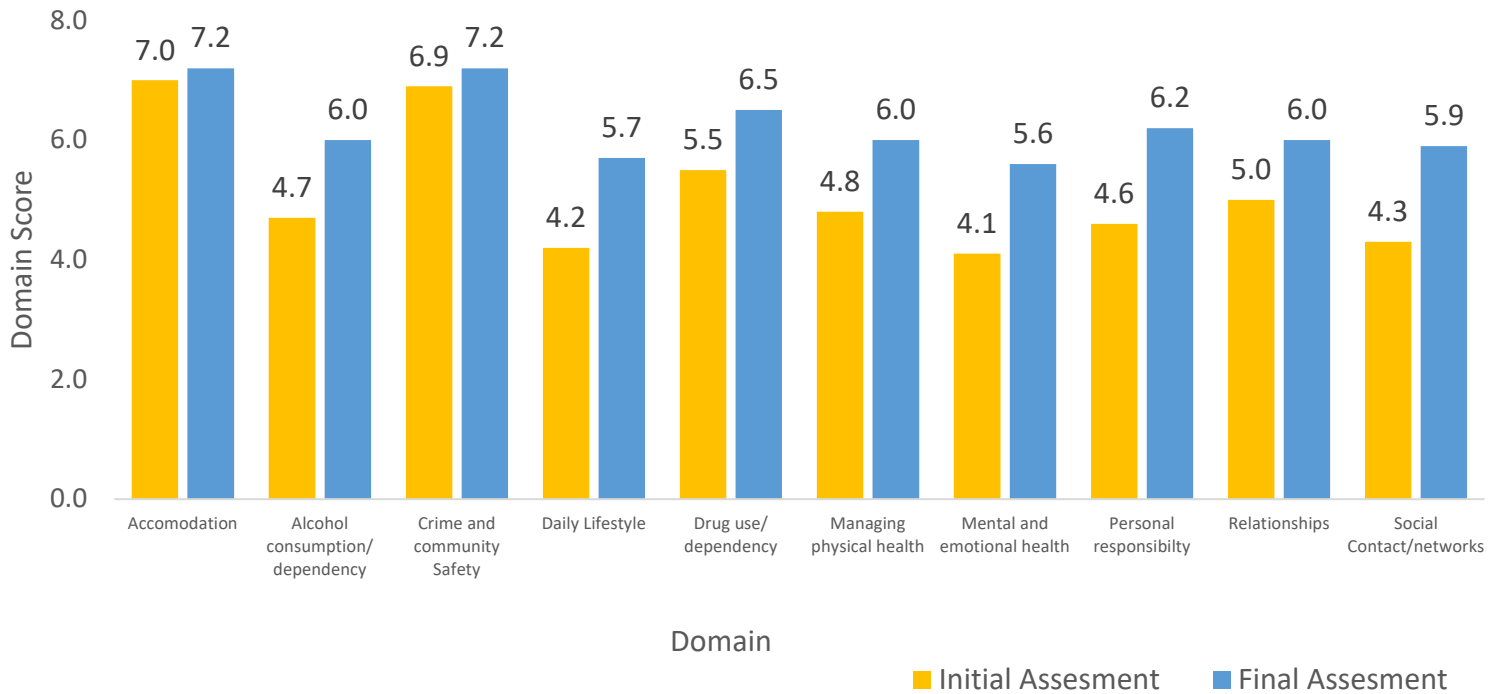
Total number of clients on IMT = 810



## Impact by Domain

The table on the next page outlines the number of individuals that this data represents.

Average score at initial and final assesments



Note- The high proportion of clients seeing no change in both the Crime and Accommodation domains can be attributed in part to their first assessment being at the top of the scale (i.e. no criminal activity or satisfactory accommodation), thus no improvement could be made.

## Adult treatment Domains

The following Adult (step 2) domains are measured, each receiving a score of 1 to 8; with 1 indicating highest risk or harm and 8 being lowest risk. The number of impact scores available is indicated by the base number of clients against each Domain.

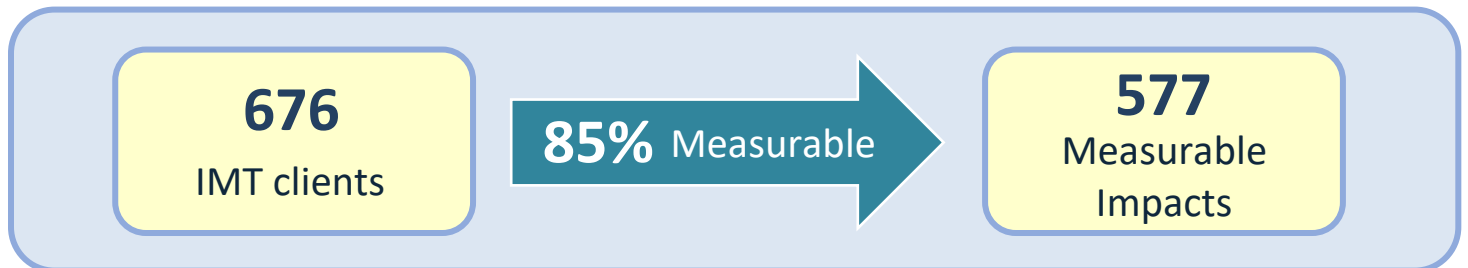
<b>Domain</b>	<b>Base No. Clients</b>	<b>Domain Score - 1</b>	<b>Domain Score - 8</b>
Accommodation	402	Homeless	Accommodation is satisfactory and all bills are being paid
Alcohol consumption/ dependency	354	Drinking at harmful levels	Effectively using strategies to avoid relapse
Crime and community safety	325	In contact with police and / or courts and / or known to have offended in the past fortnight	No criminal activity or not offending for at least one year
Daily lifestyle	405	Drug / drinking lifestyle chaotic	Involved in worthwhile daily activities and reasonably satisfied with their situation
Drug use/ dependency	251	Drug use at harmful levels	Effectively using strategies to avoid relapse
Managing physical health	406	Drug using / drinking at dangerous levels and exposed to high-risk situations	Health improved over a period of weeks or months
Mental and emotional health	406	Frequent crisis and / or severe problems	Reasonably stable emotionally over a period of weeks or months
Relationships	399	No significant relationships due to rejection by others, not fully engaged with service	Sustained healthy contact with significant relationships or positive separation
Personal responsibility	407	Not aware / acknowledging problem	Increased integration into "normal life" and becoming more independent of service
Social contact/ networks	406	Isolated or only social contact within a drug use or drinking culture	Integrated into social networks

# Youth Treatment

The Youth Treatment typology covers the provision of community based early intervention services for young people aged 11 - 25 years old who are identified as having substance misuse difficulties.

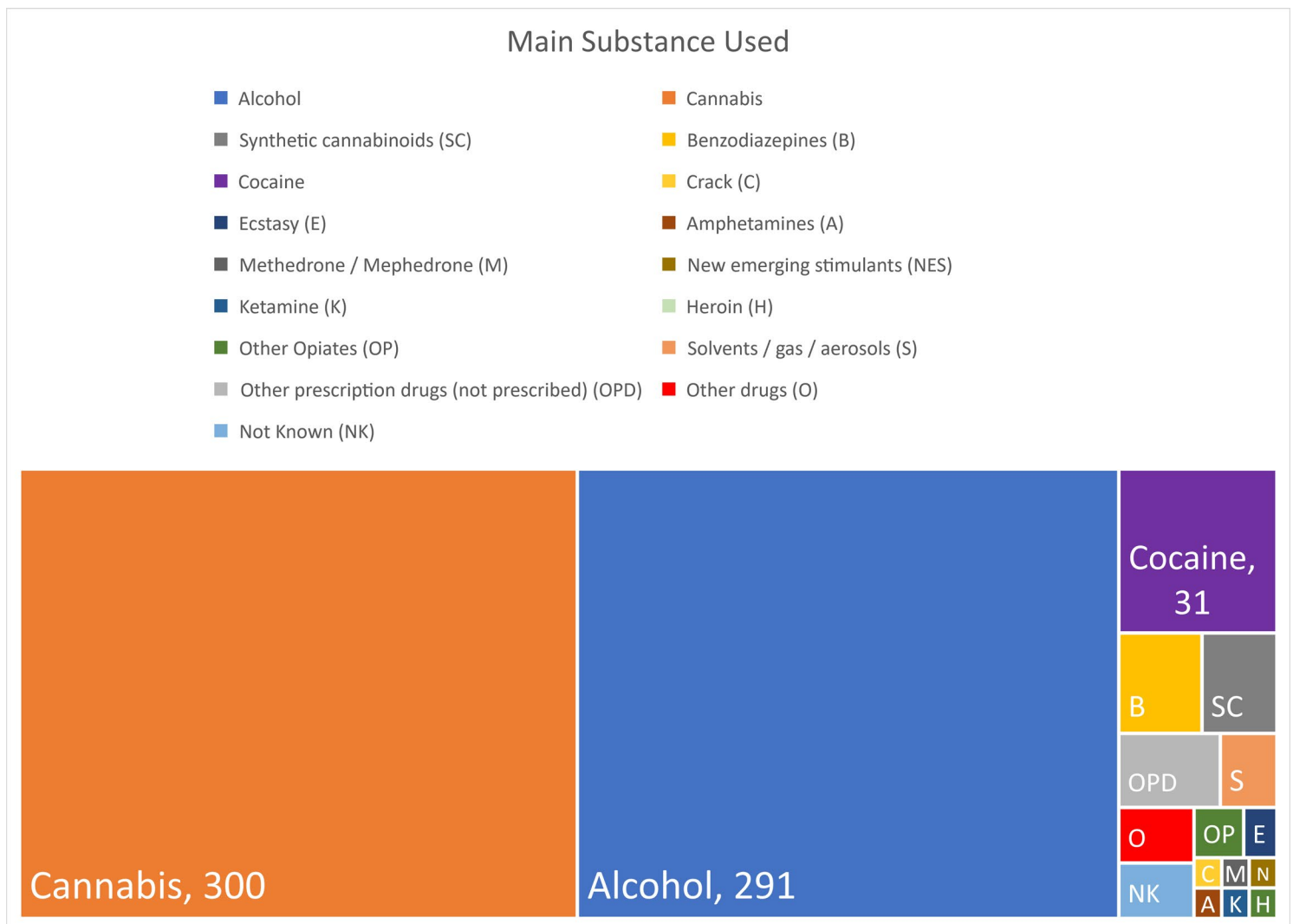
## Client Overview

During 2022/23 the number of IMT clients whose treatment had either ended, or were otherwise discharged was **676**; of these a total number of **577 (85%)** clients had measurable impacts.



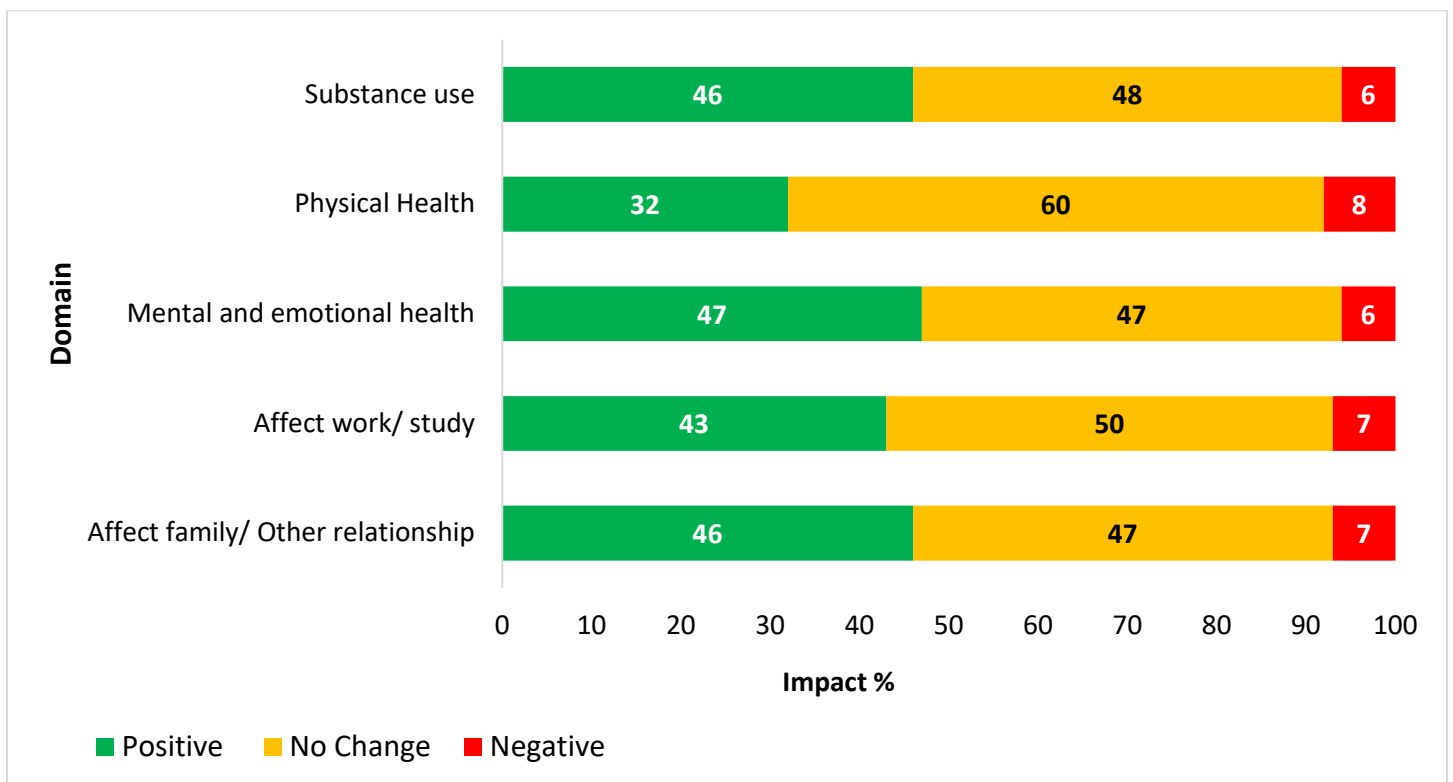
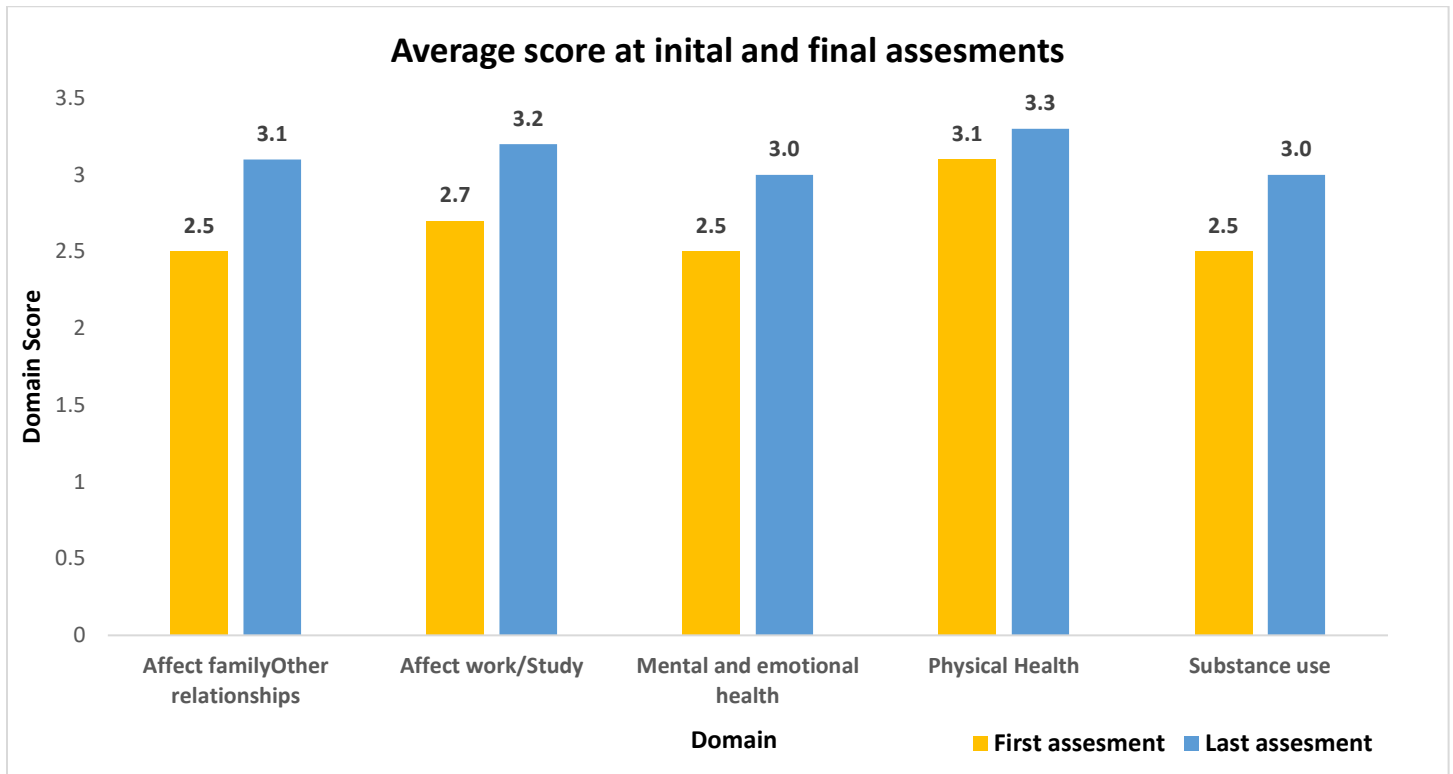
## Main Substance Used

Total number of clients on IMT = 676



## Impact by Domain

The table on the next page outlines the number of individuals that this data represents.





## Youth treatment Domains

The following Youth treatment domains are measured, each given a score of 1 to 4; with 1 indicating highest risk or harm and 4 being lowest risk. The number of impact scores available is indicated by the base number of clients against each Domain.

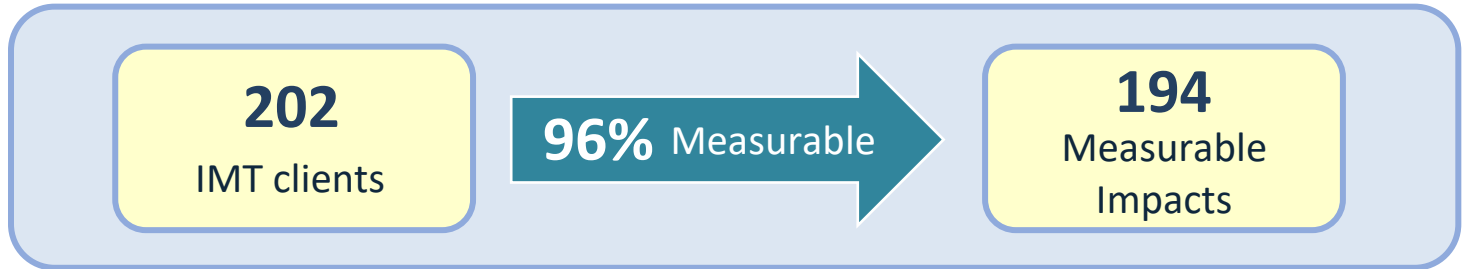
<b>Domain</b>	<b>Base No. Clients</b>	<b>Domain Score - 1</b>	<b>Domain Score - 4</b>
Mental and emotional health	577	Very Poor	Very Good
Physical Health	577	Very Poor	Very Good
Affect family / other relationships	577	Very badly	Not at all
Substance Use	577	Very high risk use significantly affecting day-to-day functioning	No Use
Affect work / study	577	Very badly	Not at all

# Parental Substance Misuse

The Parental Substance Misuse typology collects data relating to the provision of therapeutic services for children, young people and families affected by parental substance misuse; it measures the progress of clients involved with these services across a number of key domains.

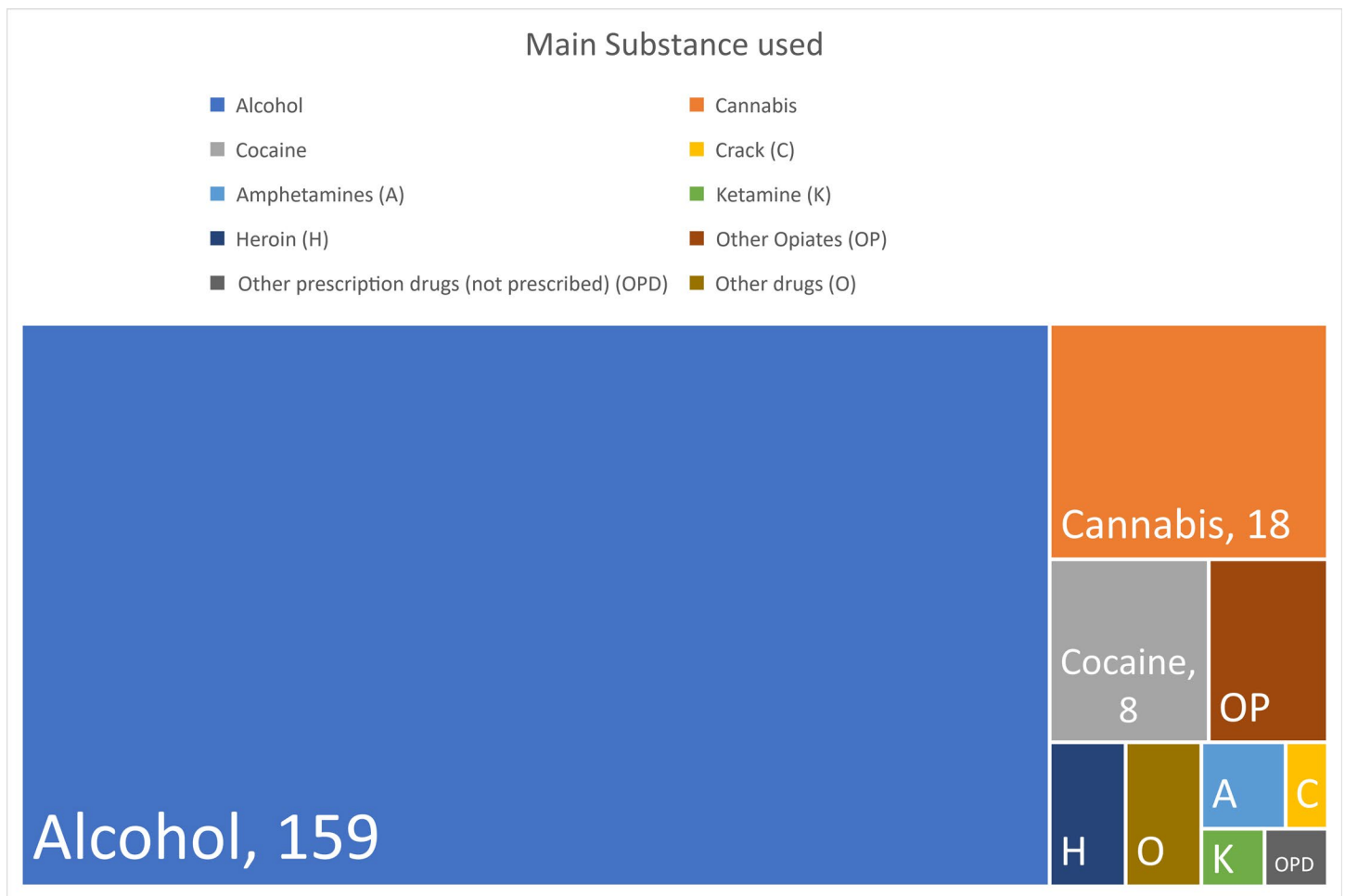
## Client Overview

During 2022/23 the number of IMT families whose treatment ended, or they were otherwise discharged was **202**; of these a total number of **194 (96%)** families had measurable impacts.



## Main Substance Used

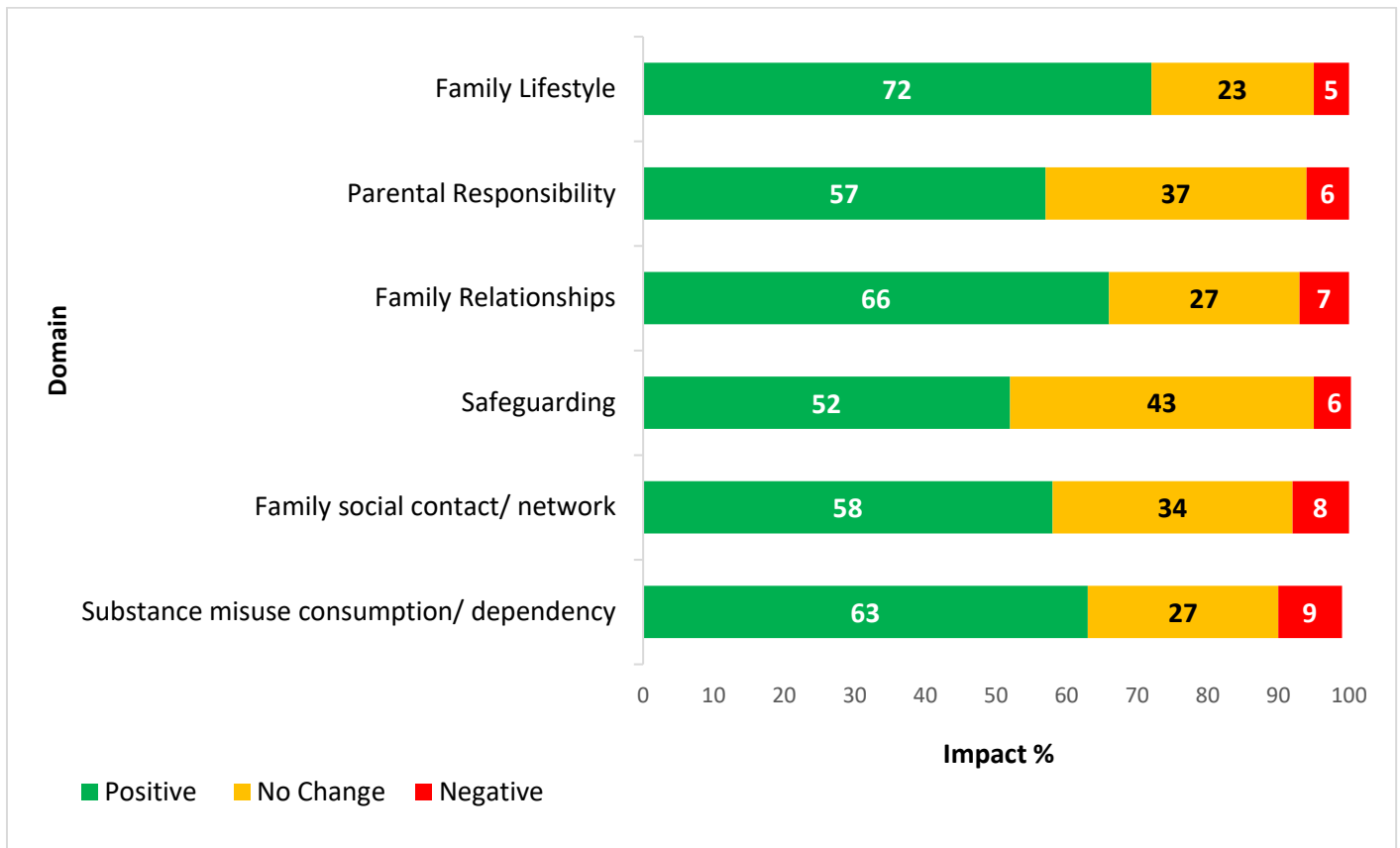
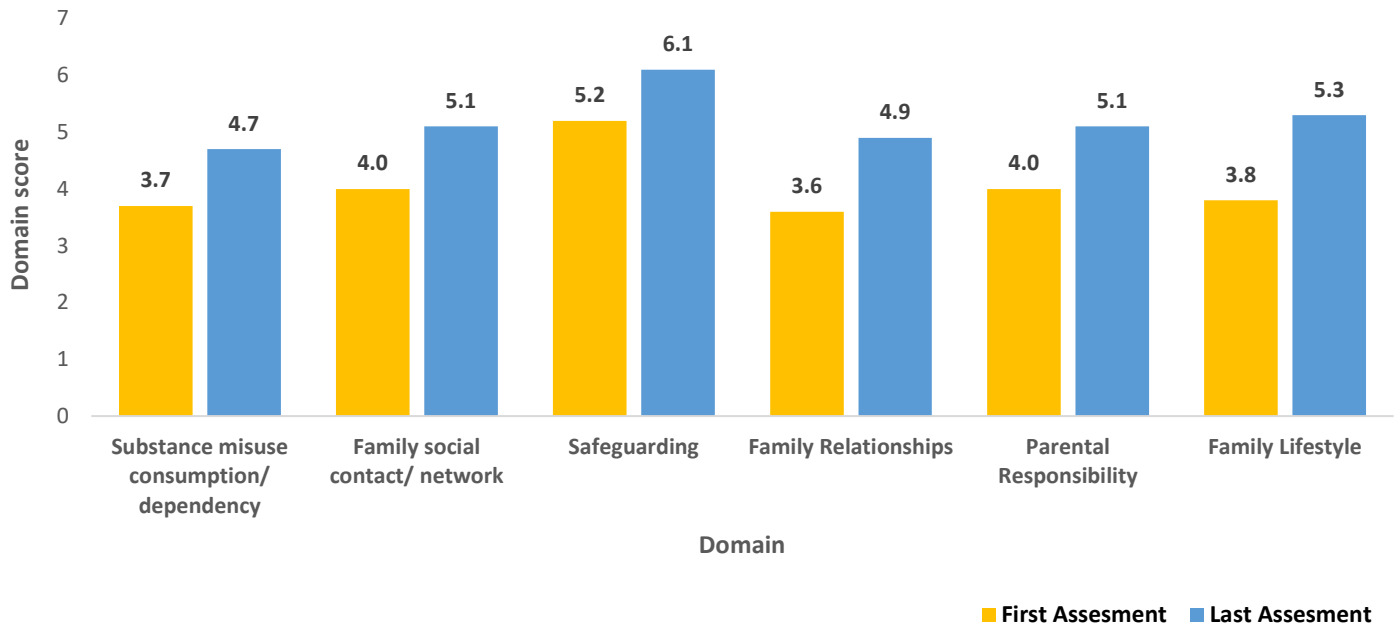
Total number of families = 202



## Impact by Domain

The table on the next page outlines the number of families that this data represents.

### Average score at initial and final assessments



## Parental Substance Misuse Domains

The following Parental Substance Misuse treatment domains are measured, each given a score of 1 to 8; with 1 indicating highest risk or harm and 8 being lowest risk. The number of impact scores available is indicated by the base number of families against each Domain.

<b>Domain</b>	<b>Base No. Clients</b>	<b>Domain Score - 1</b>	<b>Domain Score - 8</b>
Family Lifestyle	194	Chaotic family lifestyle - lacks structure, routines, boundaries, appropriate activities	Changes maintained
Parental Responsibility	194	No awareness and/or acknowledgement	Fulfils parental responsibilities independently or with low level supports
Family Relationships	194	Family relationships dysfunctional, featuring e.g. conflict/ disharmony/lack of communication	Stable/functional relationships maintained
Safeguarding	194	Serious risks posed to safety, protection and well-being of child - no awareness/acknowledgement	No concerns regarding the safety, protection and well-being of the child
Family social contact/ network	194	Family/user isolated and little awareness of negative impact. Few social contacts outside drug using/drinking culture	Social contacts/ support networks relevant to family's/ individuals wishes and needs are established and maintained
Substance Misuse Consumption/ Dependency	106	Drinking/using drugs at harmful levels - e.g. continuous, patterned use	Effectively using strategies to avoid relapse - leaving treatment

*Substance misuse consumption/ dependency domain also includes the following options in addition to the scale 1 - 8:*

*X - Substance misusing parent is no longer in the family unit*

*N - Substance misusing parent is not attending Parental Misuse Treatment*

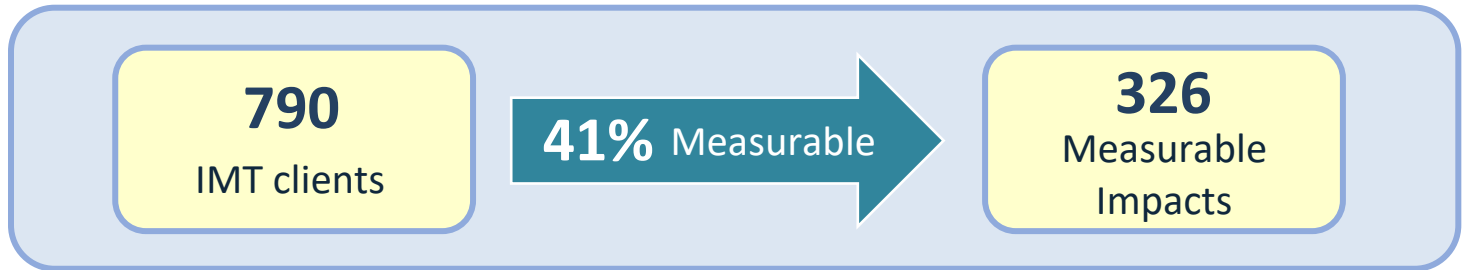
# Low Threshold Services

## Low threshold services IMT

The low threshold services typology covers the provision of support, care, facilitation and harm reduction services for people who are misusing substances; it measures the progress of clients involved with these services across a number of key domains.

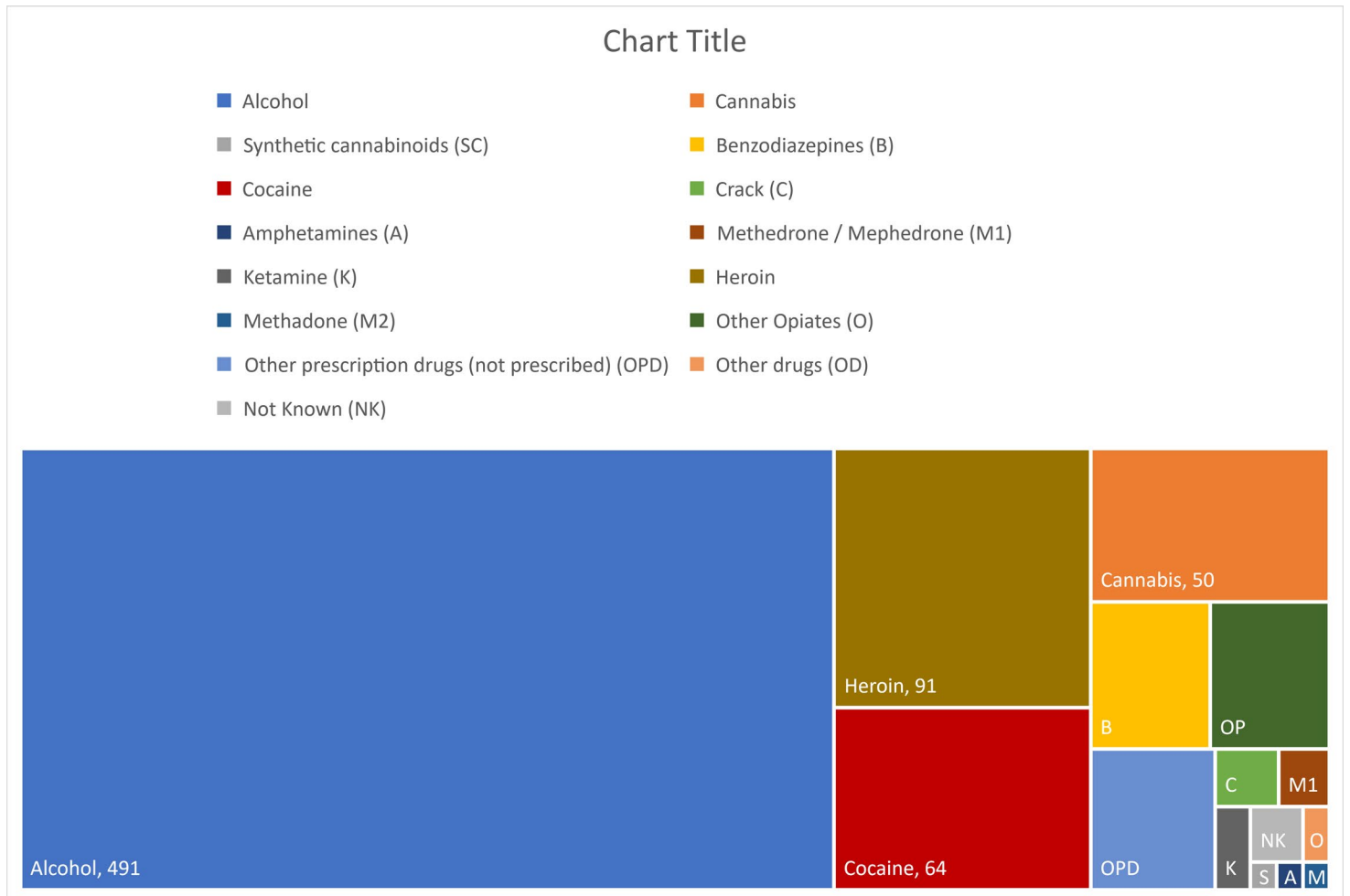
## Client Overview

During 2022/23 the number of IMT clients whose treatment ended, or had been otherwise discharged was **790**; of these a total number of **326 (41%)** clients had measurable impacts.



## Main Substance Used

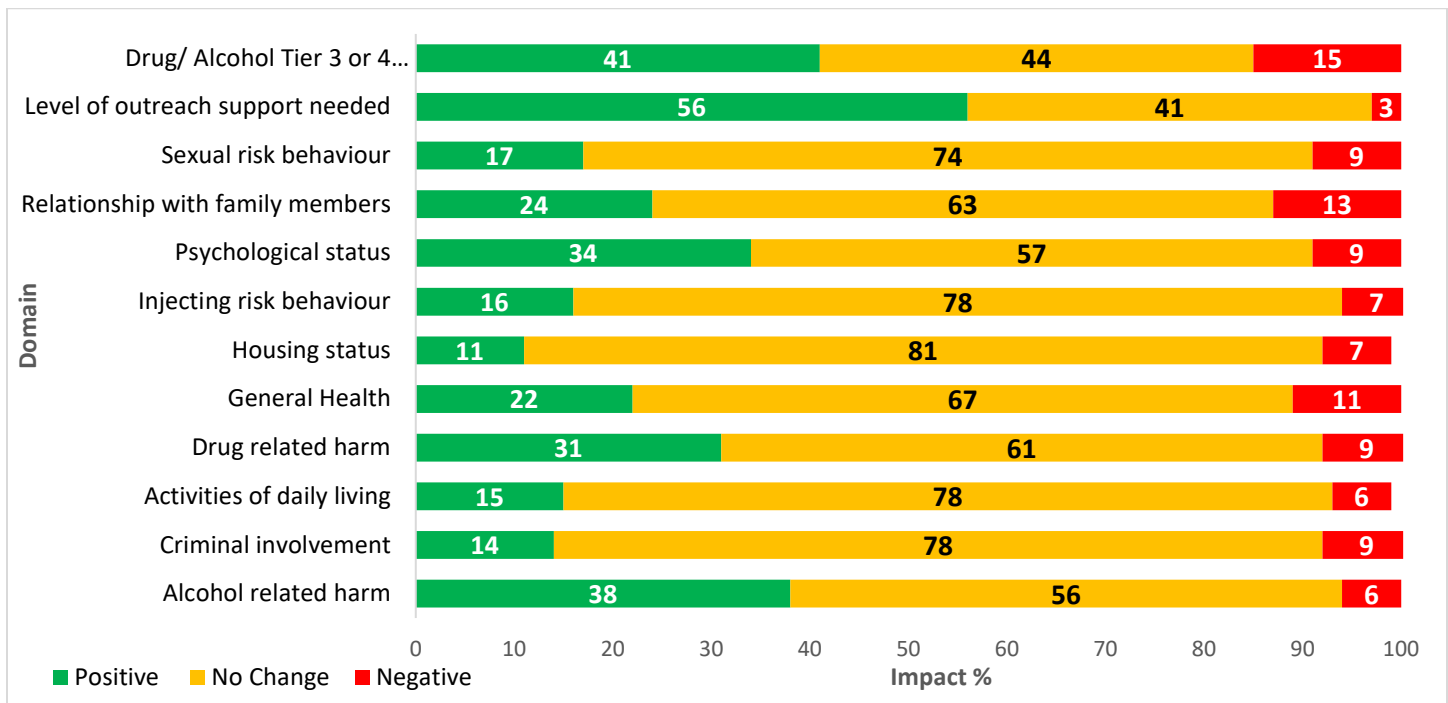
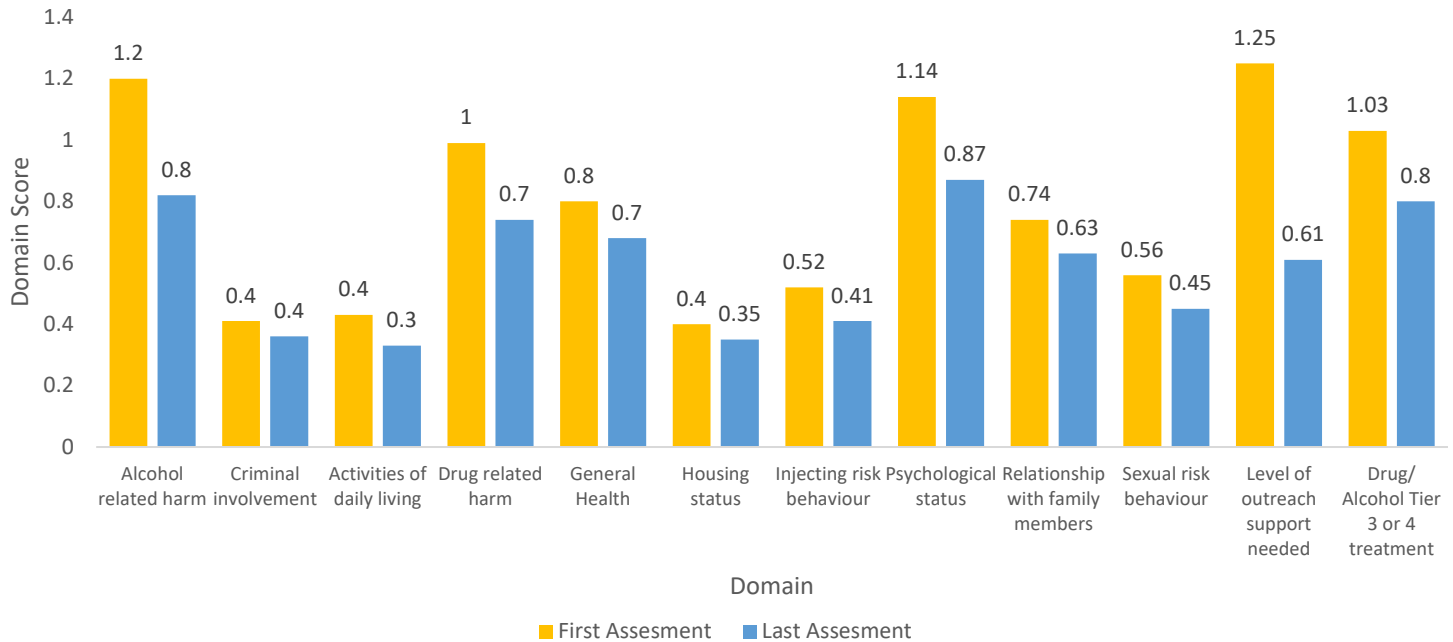
Total number of clients on IMT = 790



## Impact by Domain

The table on the next page outlines the number of individuals that this data represents. *Please note that the scale used in this typology moves in the opposite direction to the previous typologies, with a lower score reflecting a more positive position.*

### Average score at initial and final assessments



*Note- The high proportion of clients seeing no change in several domains can be attributed in part to their first assessment being at zero (i.e. no reported difficulties in that given domain), thus no improvement could be made.*

## Low Threshold Domains

The following Low Threshold domains are measured, each receiving a score of 0, 1 or 2; with 2 indicating highest risk or harm and 0 being lowest risk. The number of impact scores available is indicated by the base number of clients against each Domain.

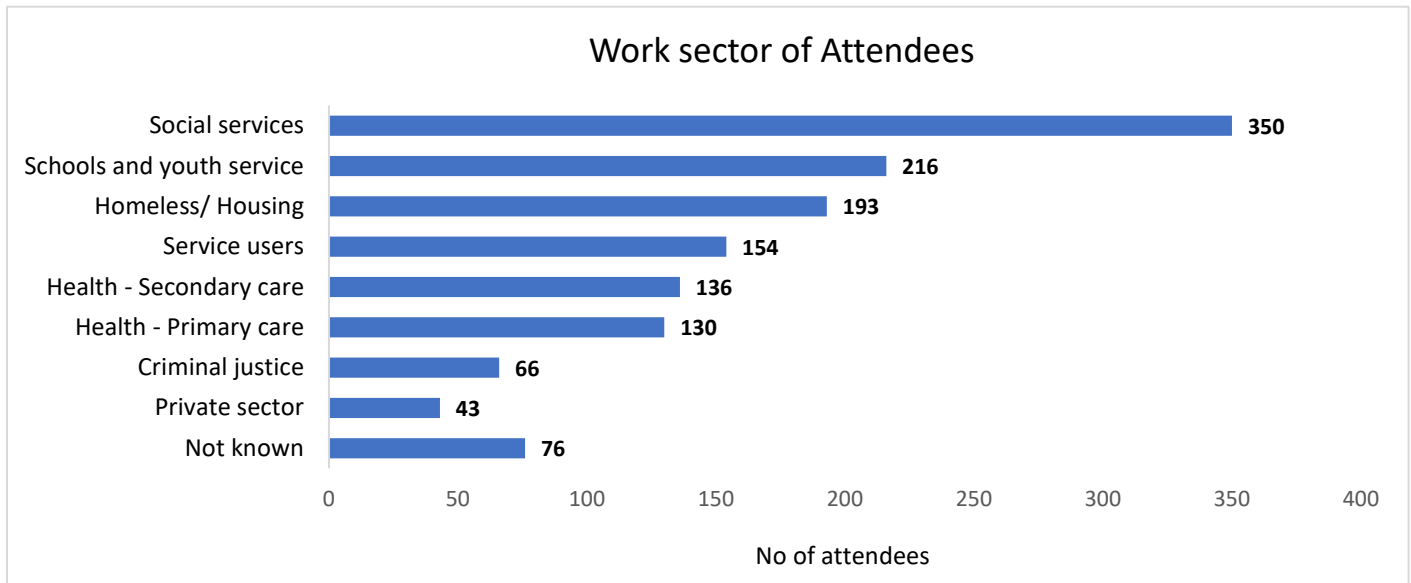
<b>Domain</b>	<b>Base No. Clients</b>	<b>Domain Score - 0</b>	<b>Domain Score - 2</b>
Alcohol related harm	251	Alcohol use is not causing/linked to any harm to the client	Alcohol use is causing/linked to significant harm to the client
Criminal involvement	324	Client has none/no recent criminal involvement	Client has increased criminal involvement
Activities of daily living	326	Client is managing daily activities	Client needs substantial help with daily activities
Drug related harm	213	Drug use is not causing/linked to any harm to the client	Drug use is causing/linked to significant harm to the client
General Health	325	Client has reported no significant health problems	Client has reported major health problems
Housing status	325	Client has permanent accommodation	Client is homeless
Injecting risk behaviour	120	Client states not injecting	Client injecting but not minimising risks
Psychological status	326	Client is managing or has no significant mental health problems	Client has a mental health problem that has a significant impact on their life
Relationship with family members	324	Regular healthy contact with significant individual/separated from bad relationship	No contact/strained relationship with significant individuals and children
Sexual risk behaviour	219	Client states abstinence	Client discloses unsafe sexual encounters
Level of outreach support needed	325	Client does not need/no longer needs support	Client continues to need a high level of support
Drug/ Alcohol Tier 3 or 4 treatment	204	Client is engaged in treatment/ aim achieved	Client has refused/left treatment

# Workforce Development

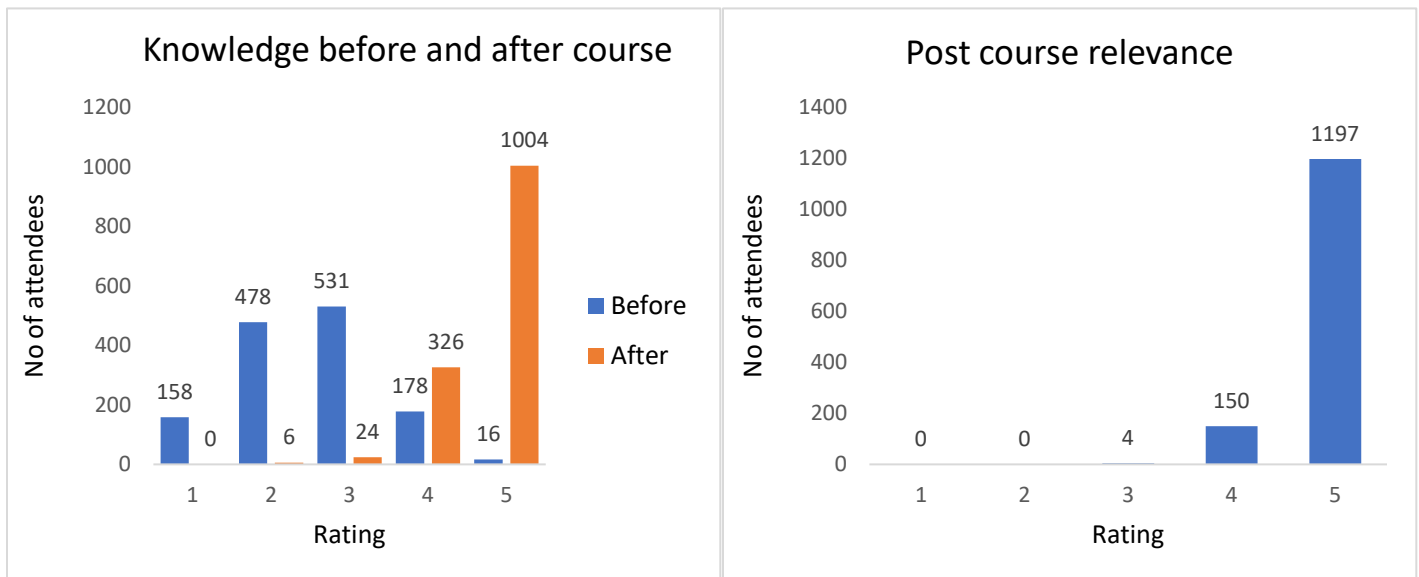
The Workforce Development typology collects data from agencies providing Workforce Development training for Alcohol and Drug workers. Participants complete a pre-course questionnaire to establish base knowledge, and similarly a post-course questionnaire including a rating for course relevance. The assessments are scored from one (lowest) to five (highest).

During 2022/23, there were **1,364** attendees at **158** workforce development courses held across agencies in Northern Ireland.

## Work Sector of Attendees



## Self-report Ratings





# Targeted Prevention

The Targeted Prevention typology covers the provision of substance misuse education courses to young people in the form of life skills or harm reduction sessions. Attendees are asked a series of questions before and after training events regarding their behaviour (alcohol and drug use), knowledge (effects / risks & harm of alcohol and drugs) and attitudes (getting help for problem use and making decisions about alcohol/ drug use).

During 2022/23, **319** courses were undertaken with **2,255** young people recorded as having commenced the training and **2,105** young people as having completed.

Participants are asked to rate their knowledge on the following areas

- **Decisions, decisions - it's your choice**

*How much do you know about the process of decision making?*

- **Say what? - Effective Communication Skills**

*How would you rate your own communication skills?*

- **When the going gets tough - dealing with difficult emotions**

*How good are you at recognising your feelings/emotions?*

- **Health = Wealth? Looking after your health & wellbeing**

*How much do you know about good health and wellbeing?*

- **Like or Dislike - Media and its influence**

*How much do you know about the influence of media?*

- **Family, Friends and Everything in Between - Relationships**

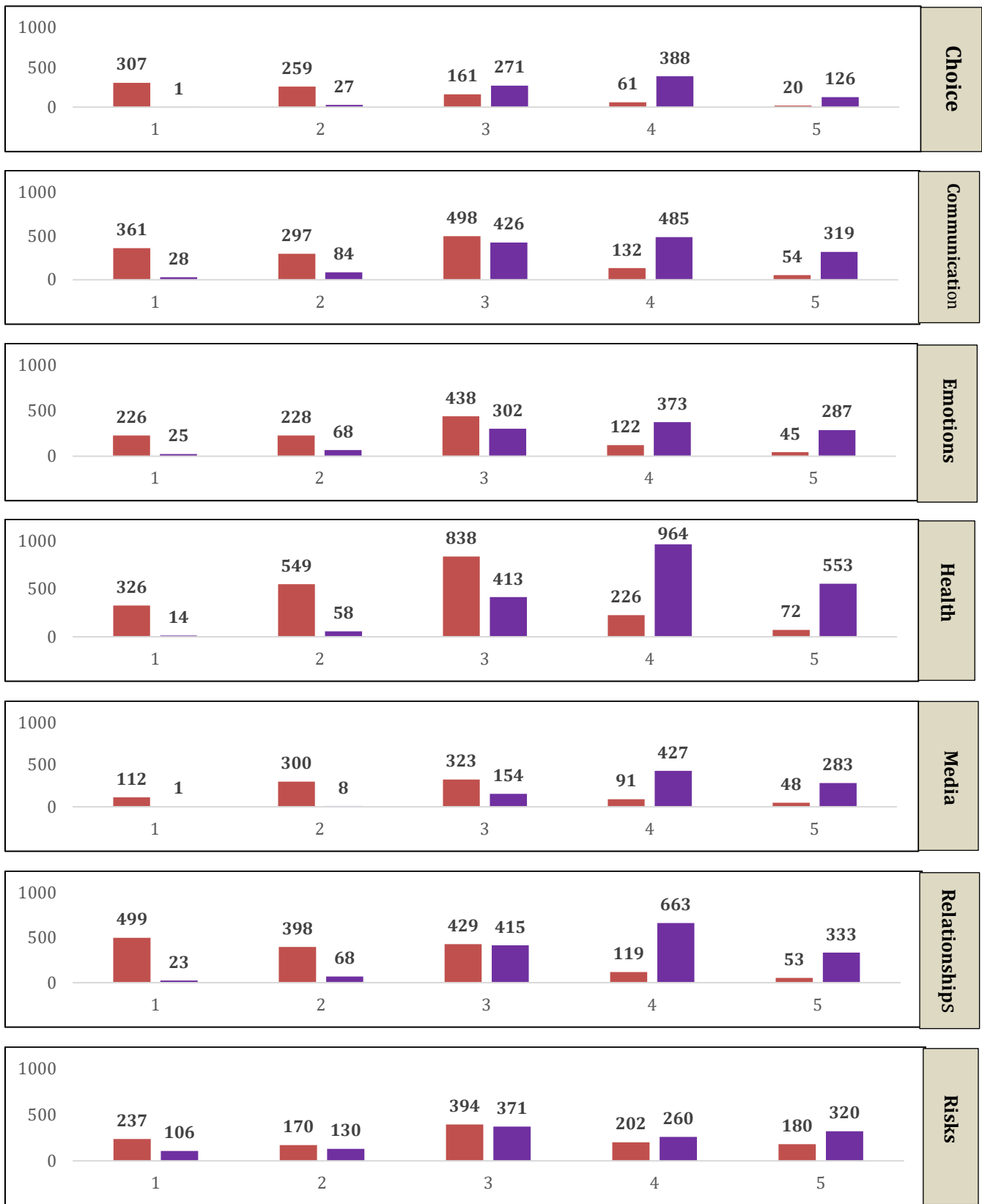
*How much do you know about relationships and how they influence behaviour/their influence?*

- **A risk worth taking? - Risk taking behaviour**

*How likely are you to take risks?*

# Knowledge Before and After Course

Number of participants

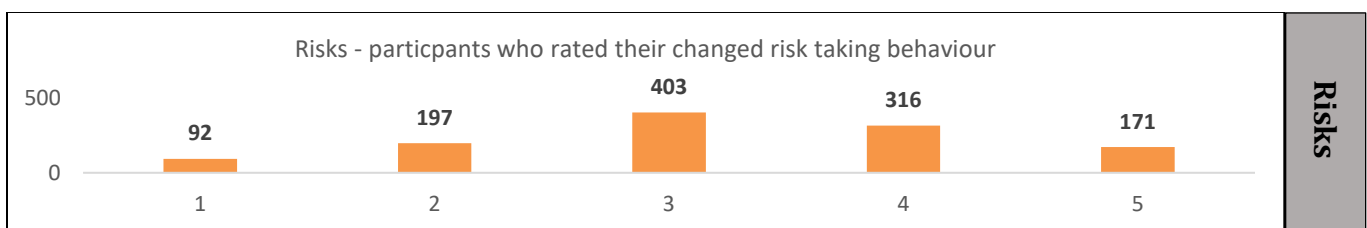
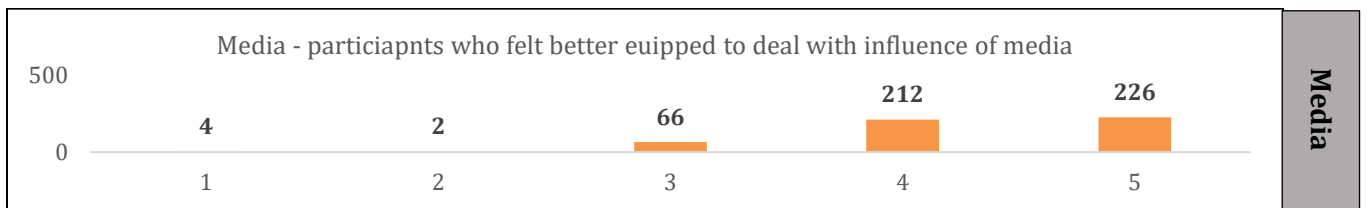
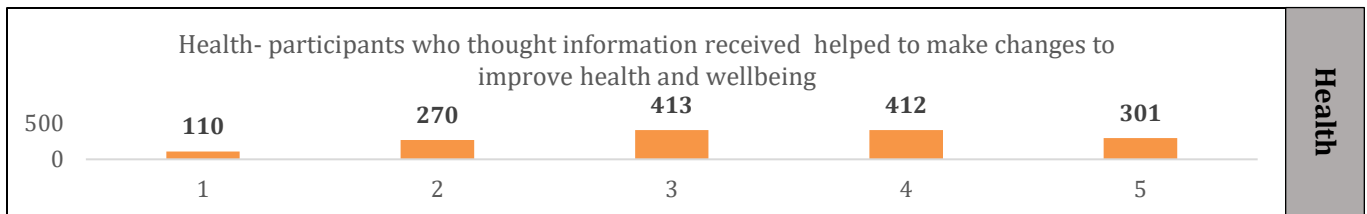
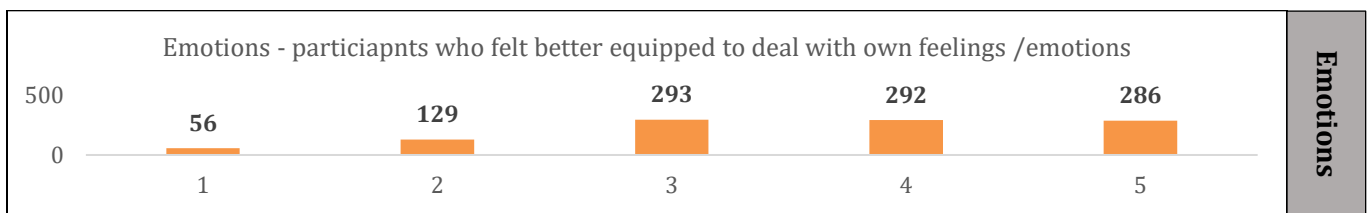
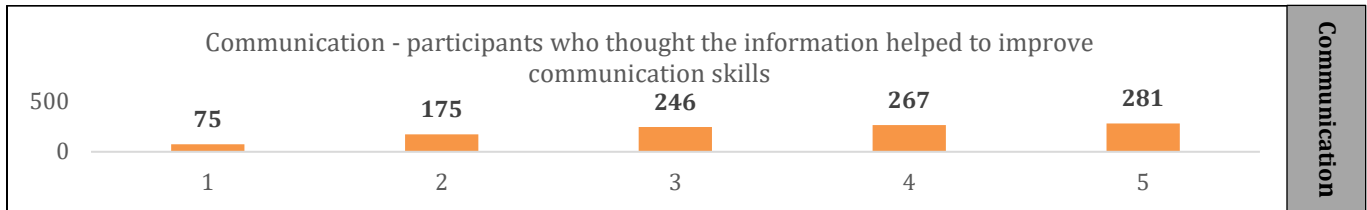
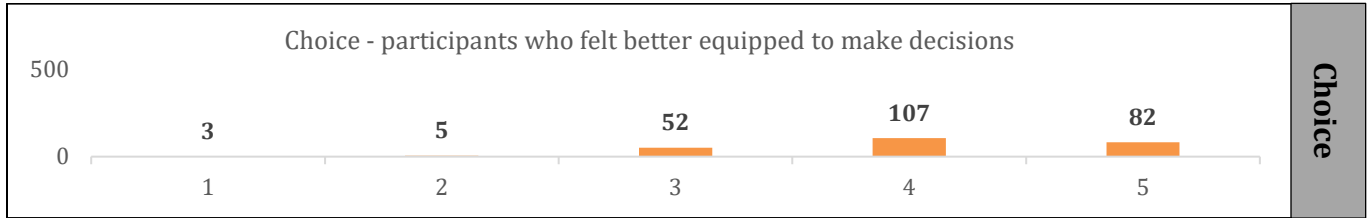


Score

Questions ■ Pre ■ Post

# Intended Behaviour Following Course

Number of participants



# Targeted Prevention Harm Reduction courses

Attendees at Harm reduction modules are asked to indicate if they are currently using a substance (have used in the last month) and if they intend to use in future.

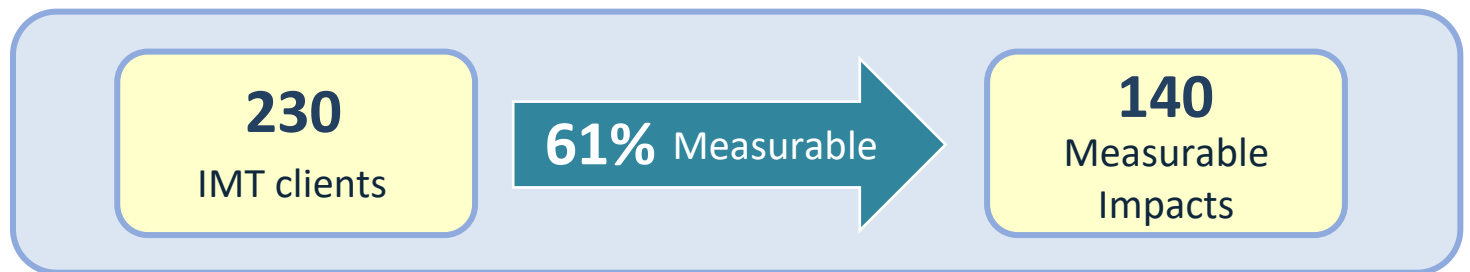
<b>Module</b>	<b>No. of Courses</b>	<b>No. Clients</b>	<b>% Indicated using</b>	<b>% Intending to Use in future</b>
Alcohol	124	799	50.6%	56.1%
Cannabis	35	247	49.0%	49.6%
Energy Drinks	67	486	76.1%	61.9%
Nicotine	41	318	30.8%	26.7%
Misuse of Medicines	0	0	-	-
New Psychoactive Substances	4	47	2.1%	0%
Stimulants	2	15	13.3%	13.3%
Solvents	0	0	-	-
Hallucinogens	0	0	-	-
Depressants	0	0	-	-
Opiates	0	0	-	-

# Youth Engagement Services

Youth Engagement Service covers the provision of a youth friendly, holistic health and well-being service to young people (aged 11 - 25). The Youth Engagement typology captures those engagements that led to an in-depth assessment measuring the impact on well-being across a series of key domains.

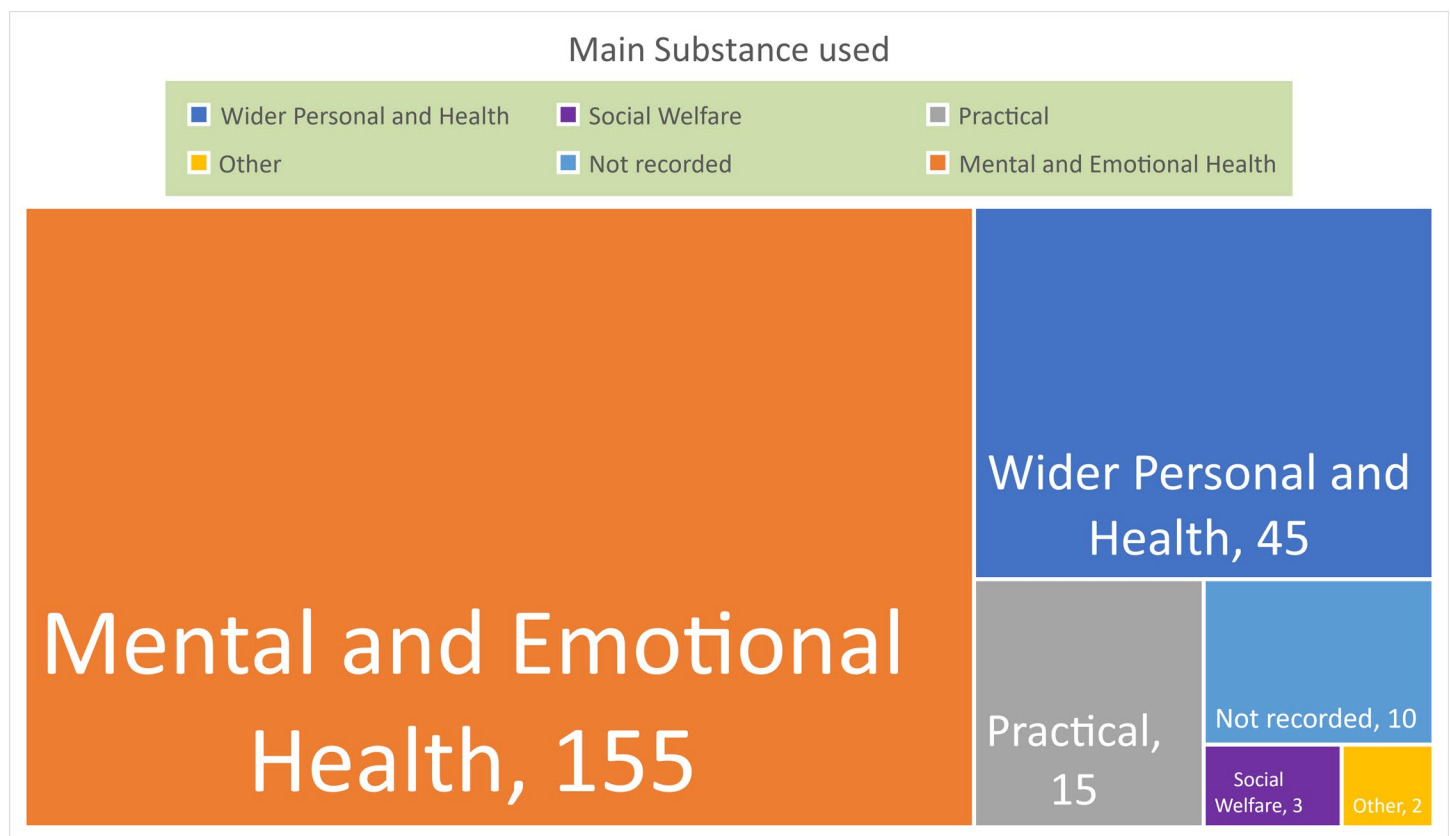
## Client Overview

During 2022/23, the number of IMT clients whose treatment ended, or were otherwise discharged was **230**; of these a total number of **140 (61%)** clients had measurable impacts.



## Primary Issue

Total number of clients on IMT = 230

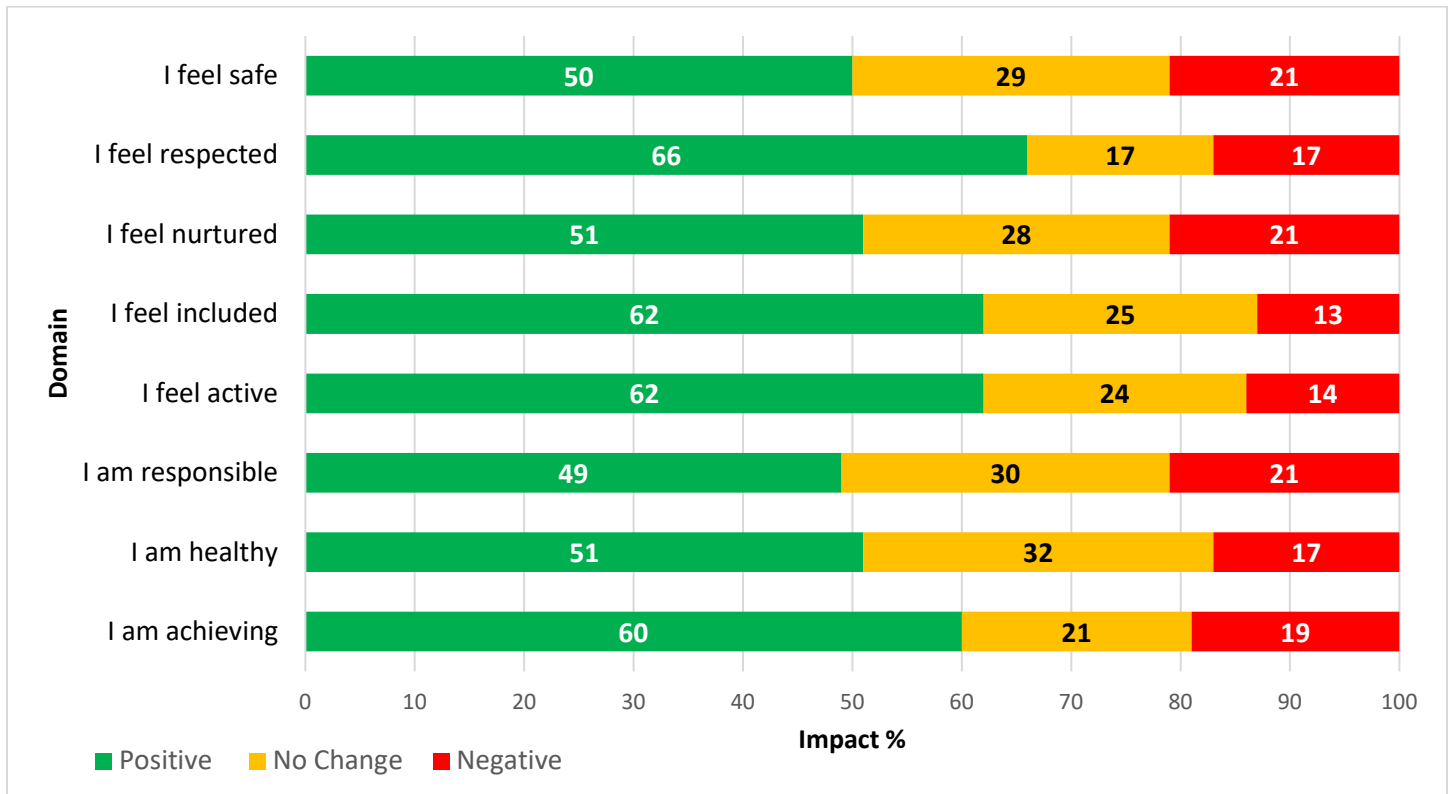


## Youth Engagement Services Domains

The following Youth engagement domains are measured, each given a score of 1 to 10; with 1 indicating “not true of me at all,” and 10 being “very true of me.” The number of impact scores available is indicated by the base number of clients against each Domain. The table below outlines the number of individuals that this data represents.

Domain	Base No. Clients
I am achieving	140
I am healthy	140
I am responsible	139
I feel active	139
I feel included	139
I feel nurtured	140
I feel respected	139
I feel safe	140

## Impact by Domain



# Average domain score at initial and final assesment

