

INFORMATION
ANALYSIS
DIRECTORATE



Census of Drug and Alcohol Treatment Services in Northern Ireland – 1st March 2017



Department of
Health

An Roinn Sláinte
Mánnystrie O Poustie
www.health-ni.gov.uk

Published 1st August 2017

Census of Drug and Alcohol Treatment Services in Northern Ireland – 1st March 2017

Author: Deirdre Corrigan

Public Health Information & Research Branch, Information Analysis Directorate

Department of Health

Castle Buildings, Belfast BT4 3SQ

☎ Tel: 02890 522 523

☎ Ext: 22523


✉ Email: PHIRB@health-ni.gov.uk

<http://www.health-ni.gov.uk>

© Crown Copyright 2017. Published with the permission of the Controller of Her Majesty's Stationary Office.

This publication is Crown copyright and may be reproduced free of charge in any format or medium.

Any material used must be acknowledged and the title of the publication specified.



Statistics and research for the **Department of Health** is provided by **Information Analysis Directorate (IAD)**. It comprises four statistical sections: Hospital Information, Community Information, Public Health Information & Research and Project Support Analysis.

IAD is responsible for compiling, processing, analysing, interpreting and disseminating a wide range of statistics covering health and social care.

The statisticians within IAD are out-posted from the Northern Ireland Statistics & Research Agency (NISRA) and our statistics are produced in accordance with the principles and protocols set out in the Code of Practice for Official Statistics.

About Public Health Information and Research Branch

The role of Public Health Information and Research Branch (PHIRB) is to support the public health survey function and to provide support on public health issues within the Department. The head of the branch is the Principal Statistician, Mr. Bill Stewart.

In support of the public health survey function, PHIRB is involved in the commissioning, managing and publishing of results from departmental funded surveys, such as the Health Survey Northern Ireland, All Ireland Drug Prevalence Survey, Young Persons Behaviour & Attitudes Survey, and the Adult Drinking Patterns Survey.

PHIRB also has responsibility for the management of a programme of patient experience surveys across the Health and Social Care sector.

PHIRB provides support to a range of key DoH strategies including Making Life Better, a 10 year cross-departmental public health strategic framework as well as a range of other departmental strategies such as those dealing with suicide, sexual health, breastfeeding, tobacco control and obesity prevention. It also has a key role in supporting the Alcohol and Drug New Strategic Direction 2011-2016, by maintaining and developing key departmental databases such as, the Substance Misuse Database, Impact Measurement Tool and the Census of Drug & Alcohol Treatment Services, which are all used to monitor drug misuse and treatments across Northern Ireland.

The branch also houses the NI Health and Social Care Inequalities Monitoring System which covers a range of different health inequality/equality based projects conducted for both the region as well as for more localised area levels.

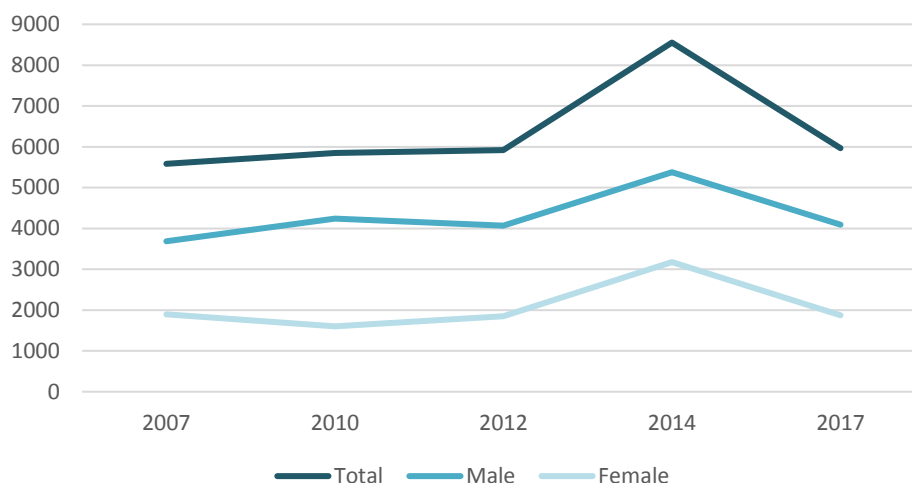
Census of Drug and Alcohol Treatment Services in Northern Ireland – 1st March 2017

This bulletin summarises information on clients who were receiving treatment for problem alcohol and/or drugs as at 1 March 2017. As with previous censuses, the number of clients in treatment is defined as ‘live cases’ where individuals are being treated on a one-to-one basis. These figures may include a small element of double-counting as individuals may be receiving treatment in more than one organisation. It represents a snapshot figure and cannot be used to derive treatment over the entire year.

In Northern Ireland on 1 March 2017:

5,969 persons were reported to be in treatment for misuse of alcohol and/or drugs

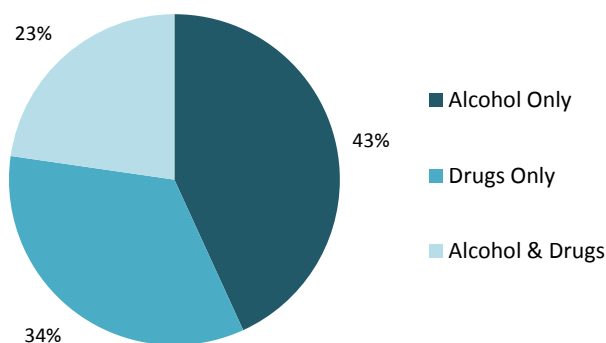
Clients in treatment by gender



This number has been relatively stable over the last ten years with the exception of 2014. It should be noted that additional lottery-funded alcohol projects were running during 2014 which would have contributed to the increased number of clients in that year.

Treatment type

Clients in treatment for alcohol and / or drug misuse by treatment type

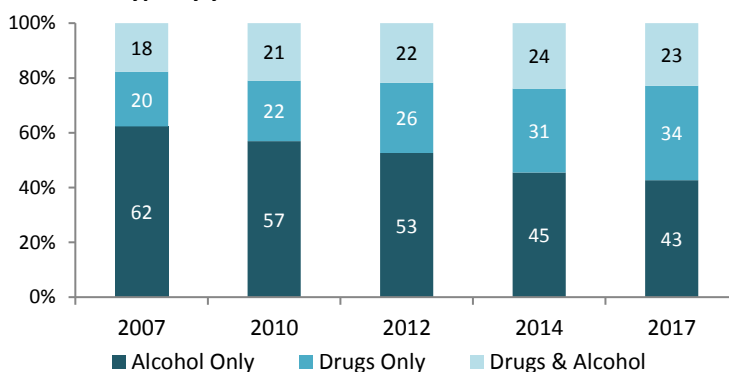


Of those in treatment, over two-fifths (43%) were in treatment for alcohol only, while a third (34%) were in treatment for drugs only and a quarter (23%) were in treatment for both drugs and alcohol.

Over the last decade, there has been a change in the type of treatment being sought;

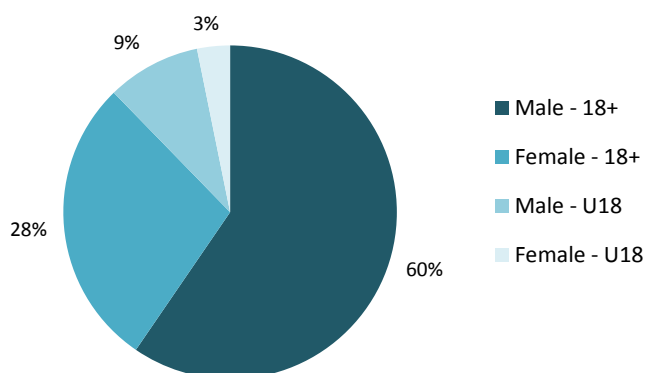
There has been a relative fall in the proportion of those in treatment for alcohol from four-fifths (80%) to two-thirds (66%) whereas the proportion of clients in treatment for drugs has increased from 38% to 57%.

Treatment type by year



Age & Gender

Clients in treatment for alcohol and/or drugs misuse by age and gender



Of those in treatment for alcohol and /or drugs, three-fifths (60%) were males aged 18 and over, with more than a quarter (28%) being females aged 18 and over. Three times as many male clients under 18 (9%) were in treatment than female clients under 18 (3%).

Overall, a quarter of all those in treatment were males aged 18 and over who were receiving treatment for alcohol misuse, while a further fifth were males aged 18 and over who were receiving treatment for drug misuse.

Differences in treatment type were found between males and females, and between the two age-groups.

With the exception of males under 18, higher proportions of clients were in treatment for alcohol than for drugs.

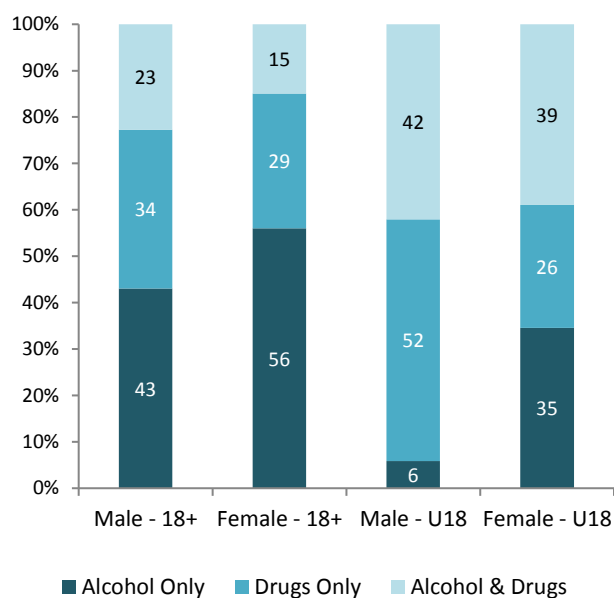
Under 18s

Males were twice as likely as females to be in treatment for drugs only; females were six times more likely to be in treatment for alcohol only.

18+

Males were more likely to be in treatment for drugs only and combined drugs/alcohol; females were more likely to be in treatment for alcohol only.

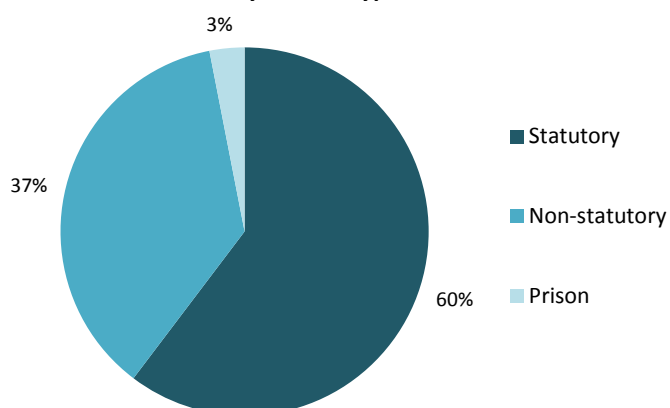
Treatment type by age and gender



Service type

Three-fifths of clients (60%) received treatment through statutory organisations, with 37% receiving treatment through non-statutory organisations, and 3% receiving treatment in prison.

Clients in treatment by Service type



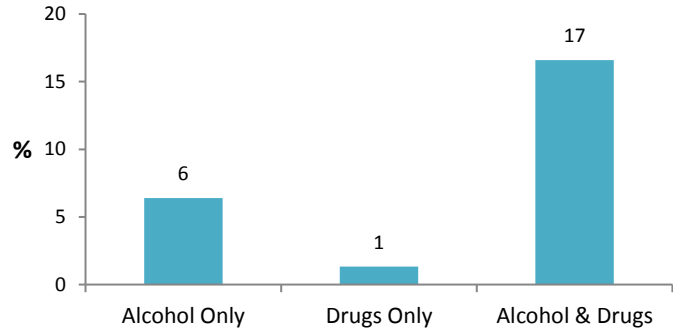
The majority (81%) of those aged under 18 received treatment through non-statutory organisations. For those aged 18 and over, around two-thirds received treatment through statutory organisations and 31% received treatment through non-statutory organisations.

Residential Status

The majority of clients (89%) were being treated in a non-residential setting.

Those who were being treated for both drugs and alcohol were more likely to have received treatment in a residential setting (17%) than those being treated for drugs only (1%) or alcohol only (6%).

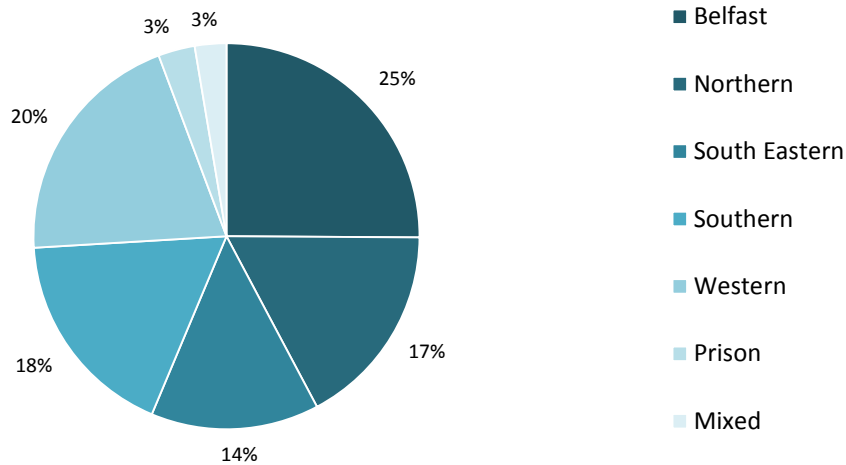
Proportion of clients who received treatment in a Residential setting by Treatment type



Health and Social Care Trust

A quarter of clients were receiving treatment in the Belfast Trust area. The remaining Trusts accounted for around a fifth of clients with the exception of the South Eastern Trust with 14%.

Clients in treatment by Trust

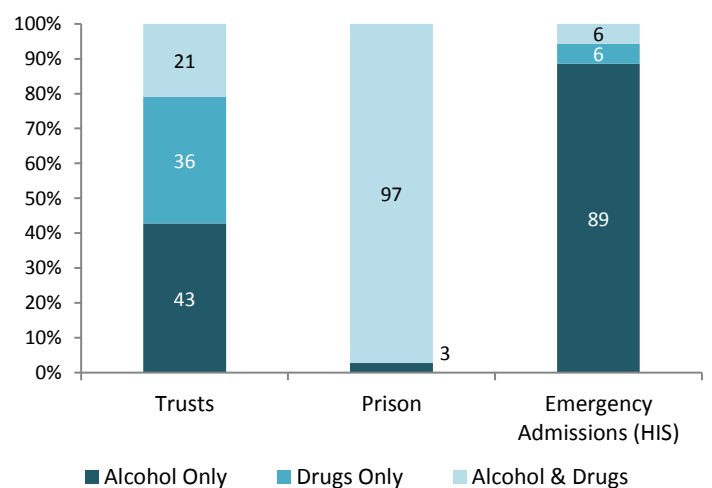


Around two-thirds of clients in all Trust areas were male (ranging from 64% in the Western Trust to 71% in the Belfast Trust).






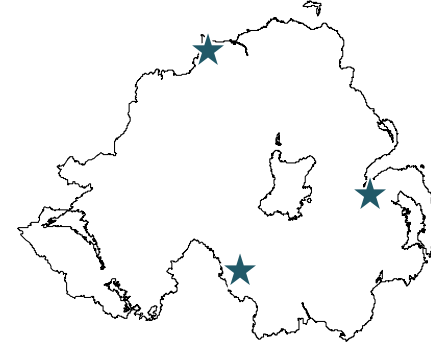
Overall just over one-tenth (12%) of clients receiving treatment were aged under 18, but this varied across Trust areas from 3% of clients in the Southern Trust area to 21% in the Belfast Trust.

Around two-fifths of clients (43%) who were in treatment within Trusts were in treatment for alcohol only, compared with 89% of those who were emergency admissions on the Hospital Inpatient System (HIS) and 3% of those in prison. The majority (97%) of clients in prison were in treatment for both drugs and alcohol, compared with 21% within Trusts.

Treatment type by Trust



Summary Statistics Map by Trust

<p>Belfast HSC Trust</p>  <p>Number of clients: 1,498 (25%)</p> <p>71% Males; 29% Females 21% Under 18; 79% 18 & Over</p> <p>31% - Alcohol only 43% - Drugs only 26% - Alcohol & Drugs</p>	<p>Northern HSC Trust</p>  <p>Number of clients: 1,023 (17%)</p> <p>70% Males; 30% Females 8% Under 18; 92% 18 & Over</p> <p>43% - Alcohol only 48% - Drugs only 8% - Alcohol & Drugs</p>	<p>South Eastern HSC Trust</p>  <p>Number of clients: 841 (14%)</p> <p>66% Males; 34% Females 15% Under 18; 85% 18 & Over</p> <p>42% - Alcohol only 39% - Drugs only 19% - Alcohol & Drugs</p>
<p>Southern HSC Trust</p>  <p>Number of clients: 1,058 (18%)</p> <p>67% Males; 33% Females 3% Under 18; 97% 18 & Over</p> <p>53% - Alcohol only 24% - Drugs only 23% - Alcohol & Drugs</p>	<p>Western HSC Trust</p>  <p>Number of clients: 1,208 (20%)</p> <p>64% Males; 36% Females 12.5% Under 18; 87.5% 18 & Over</p> <p>51% - Alcohol only 24% - Drugs only 25% - Alcohol & Drugs</p>	<p>HM Prisons (Marked with stars ★)</p>  <p>Number of clients: 183 (3%)</p> <p>94% Males; 6% Females</p> <p>3% - Alcohol only 0% - Drugs only 97% - Alcohol & Drugs</p>

Contributors to the Census

Dunlewey Substance Advice Centre - Cavehill Road
Dunlewey Substance Advice Centre - Stewartstown Road
Dunlewey Substance Advice Centre - Armagh (Alcohol Only)
Dunlewey Substance Advice Centre - Portadown
DAISY - Belfast
DAISY - West
DAISY - South East
DAISY - North
Addiction NI - Elmwood
Addiction NI - Falls
Addiction NI - Western
Addiction NI - RATSDAM - Alcohol & You
Addiction NI Older Focus
Addiction NI - PHA
Belfast Community Addiction Team
South Belfast Drug Outreach Team
DAMHS - Belfast
Carrick 1 Ward - Holywell Hospital Inpatient Unit
Ballymena CAT - Railway Street
Ballymena CAT - Parkmore Drive
Ballymena CAT - Drug Arrest Referral Scheme
Ards Community Addiction Team
Ards Benzo's Project
Down Community Addiction Team
Down and Lisburn Benzo's Project
Lisburn Community Addiction Team
Addiction Unit - St Luke's Hospital - Newry and Mourne
Addiction Unit - St Luke's Hospital - Craigavon & Banbridge
Addiction Unit - St Luke's Hospital - Armagh & Dungannon
Alcohol Liaison Midwifery Service - Southern Trust
Alcohol Liaison Nurse Service - Southern Trust
Derry CAT
Omagh CAT
Derry CAMHS
Omagh CAMHS
AD:EPT (Hydebank)
AD:EPT (Maghaberry)
AD:EPT (Magilligan)
HURT - Have Your Tomorrows - Derry
Rathlin Ward - Knockbracken Healthcare Park
Ward J - Mater Hospital
Ward K - Mater Hospital
Ward L - Mater Hospital
Ward Lissan 1 - Holywell Hospital
Tobernavene Lower - Acute Admissions - Holywell Hospital
Tobernavene Upper - Acute Admissions - Holywell Hospital
CAMHS - Massereene House Antrim
Woodlands Welless Hub - Whiteabbey Hospital
Mental Health Unit - Downe Hospital
Inpatient Addictions Unit - Shimna House
Ward 12 - Lagan Valley Hospital
Ward 27, Ulster Hospital
CAMHS Southern Trust
Bluestone Unit - Craigavon Area Hospital
Addiction Treatment Unit - Tyrone and Fermanagh Hospital
Lime Ward - Tyrone and Fermanagh Hospital
ASCERT - Lisburn
ASCERT - West Adult and Youth Treatment
ASCERT - North Youth Treatment
Barnardos - Pharos Project
Barnardos - Southern Trust
Falls Community Council - Drugs Programme
Carlisle House Substance Misuse Treatment Centre - Belfast
Carlisle House Substance Misuse Treatment Centre - Northern
SOLACE - ARC Healthy Living Centre
Cuan Mhuire - Newry
EXTERN - Alcohol Housing Support Service
EXTERN - Drug Accommodation Support Project
EXTERN - STEP 2 Drug & Alcohol Service Northern Trust
EXTERN - Low Threshold - Southern Trust
DePaul - Foyle Haven - Housing First
DePaul - Foyle Haven - Floating Support
DePaul - Stella Maris Belfast
DePaul - Mater Dei Belfast
DePaul - Cloverhill Dunmurry
Northlands - Derry
Outreach Service - Simon Community
Women's Aid
DePaul - Dungannon Floating Support
DePaul - Dungannon Castlehill
Emergency Admissions - Hospital Inpatient System

*A total of 64 organisations participated in both the 2014 and the 2017 Censuses.