

LIGHTER PRIME CATTLE CARCASS WEIGHTS IN NI

During the 12 weeks ending (w/e) 13 August 2022 the average carcass weights across all prime cattle categories recorded a decrease in local beef processing plants, relative to the same period during 2021 and 2020. During this twelve week period in 2022 the average prime cattle carcass weight was 342.4kg which was a decline of 3.9kg when compared to the corresponding period in 2021 and 1.8kg when compared to 2020.

Steers

The average carcass weight of steers in Northern Ireland during the twelve week period ending 13 August 2022 was 356.9kg, which was back 6.7kg from the 12 week period prior ending 21 May 2022 when the average steer carcass weight was 363.6kg, shown in **Figure 1**. The average steer carcass weight during the 12 w/e 13 August 2022 was also back 3.8kg from the corresponding period in 2021 and 3.1kg from 2020 when the average carcass weights were 360.7kg and 360kg respectively as shown in **Figure 2**.

The average age at slaughter of price reported steers in local plants during the last 12 week period ending 13 August 2022, was 25.2 months, a slight increase from the previous 12 week period with the price reported steer kill reporting the same age as during the same period of 2021.

Heifers

The average carcass weight of heifers processed

in Northern Ireland was 323.1kg during the twelve weeks ending 13 August 2022 which was a 3.9kg decrease from the previous 12 w/e 21 May 2022. Compared to the same period in 2021 this was also a decline of 3.7kg, and a 1.2kg decrease from the corresponding period in 2020.


As with steers, the average age of slaughter of price reported heifers in Northern Ireland has increased to 25.7 months during the twelve weeks ending 13 August 2022. This was up from the average age of 25.3 months during the prior 12 w/e 21 May, but remained steady from the corresponding 12 weeks in 2021.

Young Bulls

The average young bull carcass weight during the twelve weeks ending 13 August 2022 did not follow the same trend as heifers and steers up 7.2kg from the previous 12 week period ending 21 May 2022 to 346.2kg. This category however did record a notable 2.5kg decrease from the same period in 2021 when the average carcass weight was 348.7kg. Meanwhile, the average young bull carcass weight in NI during the 12 w/e 13 August was unchanged from the relative period in 2020.

The average age of slaughter for price reported young bulls in Northern Ireland during the twelve weeks ending 13 August 2022 also remained steady from the same period last year when the average age was 15.9 months. This was however

Figure 1: Average carcass weights of prime cattle slaughtered in NI during the 12 w/e 21 May 2022 and 13 August 2022 compared. Source: DAERA



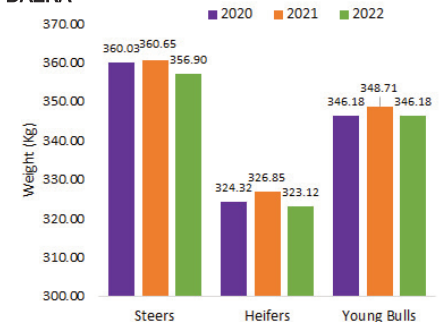
a decrease from the 12 w/e 21 May 2022 when the average young bull age at slaughter in NI was 16.5 months. Analysis of this data shows NI young bull finishers are on target during the last 12 weeks to meet processor specifications presenting

bulls at less than 16 months of age.

Similarly, the average carcass weights reported across all prime cattle categories at the end of the last 12 week period remained within the market specification, with the major NI processors seeking animals that will provide a carcass in the 280-380kg weight range.

The decreased carcass weights reported in the last 12 week period, coupled with increasingly tight beef supplies on NI farms will have an impact on beef output from NI in the coming months. Producers are encouraged to be as efficient as possible when getting animals to slaughter weights to maximise beef supply chain efficiency and industry sustainability.

Figure 2: Average carcass weight of prime cattle in NI during the twelve w/e 13 August 2022 and the relative period in 2021 and 2020. Source: DAERA

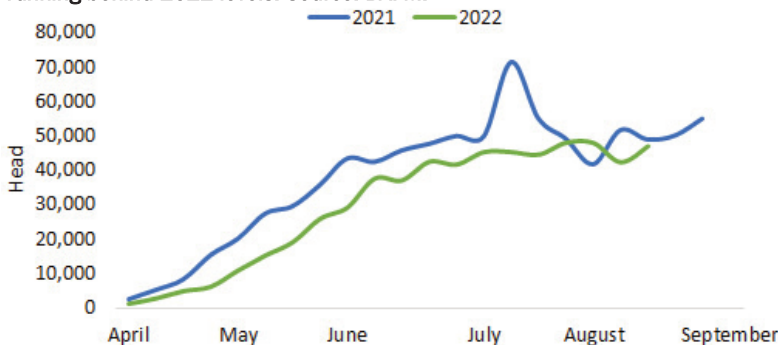


INCREASED NI LIVE LAMB EXPORTS TO ROI UNDERLINES THE IMPORTANCE OF ALL-ISLAND TRADE IN LIVE ANIMALS

Lamb throughput in the Republic of Ireland totalled 47,106 head during the week ending 13 August 2021, up 4,677 head from the previous week. This takes the total lamb slaughterings in this region to 595,509 head during the 20 week period ending 13 August 2022 as shown in **Figure 3**. This is a decline of 14.4 per cent or 100,290 head from the corresponding 20 week period in 2021.

The reduced availability of lambs in ROI is attributable to difficult production conditions during 2022 with Bord Bia reporting variable grass growth across the country which has resulted in lambs being slower to come forward for slaughter. In addition to

Figure 3: Weekly lamb throughput in ROI processing plants during 2022 has been running behind 2021 levels. Source: DAFM.



increased expense of supplementary concentrates seen during this year, which are required to maximise lamb growth rates can be seen as an influencing factor affecting the speed at which lambs have reached target weights. While total lamb and hogget throughput in ROI this year is ahead of last years levels by 98,753 head or 7.1 per cent this is the result of a greater carry over of hoggets slaughtered in the early months of the year.

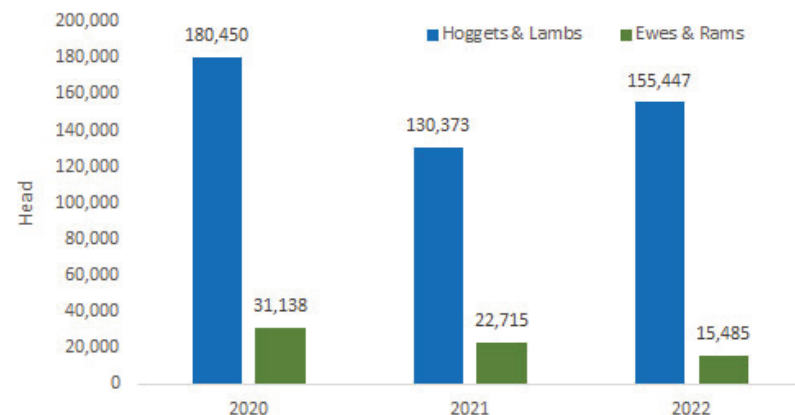
Exporting lambs from NI to ROI for direct slaughter provides a valuable outlet for the NI sheep sector while also supporting ROI processors to maintain plant throughput. The number of lambs exported to the

Republic of Ireland from Northern Ireland for direct slaughter can vary considerably from week to week determined by ROI processor demand. During 2022 to date exports of lambs to ROI have been running ahead of previous years levels as outlined in **Figure 4**, with increased demand to counteract reduced domestic lamb availability.

Last week there were 4,898 lambs exported from Northern Ireland to the Republic of Ireland for direct slaughter which takes total lamb exports during the last 20 weeks (from w/e 02 April) to 90,142 head which is a 16.8 per cent increase from the same period last year when 77,155 lambs were exported for direct slaughter. Despite the year on year increase, 2022 levels remain 8.2 per cent or 8,062 head behind 2020 when 98,204 lambs were exported to the Republic of Ireland for direct slaughter during the corresponding period of analysis from w/e 04 April to w/e 15 August 2020.

During 2022 to w/e 13 August lambs exported to ROI have accounted for 39 per cent of total lamb output from the NI sheep flock, while the remaining 61 per cent have been processed in local plants.

Figure 4: Sheep exports from NI to ROI for direct slaughter to date during 2022, and the same period of 2021 and 2020. Source: DAERA



Ewes and Rams

There has been a significant decrease in the number of ewes and rams being exported from Northern Ireland to the Republic of Ireland for direct slaughter during 2022 to date compared to year earlier levels as outlined in **Figure 4**. Last week 896 ewes and rams were exported to Ireland for direct slaughter.

This takes the total number of ewes and rams exported to 15,485 during 2022 to date which is a 31.8 per cent or 7,230 head reduction from 2021, and a 50.3 per cent or 15,653 head decline from the corresponding period in 2020.

FQAS Helpline

If you have had a recent inspection and need help and advice to rectify any non-conformances. Contact the FQAS helpline: 028 9263 3024

Answerphone Service

Factory base quotes & mart results Updated 5pm Daily Tel: 028 9263 3011

Text Service

Free weekly base quotes sent to your mobile phone Email: bulletin@lmcni.com Tel: 028 9263 3000

WEEKLY BEEF & LAMB MARKETS



CATTLE TRADE

NI FACTORY BASE QUOTES FOR CATTLE

(P/KG DW)	This Week 15/08/22	Next Week 22/08/22
Prime		
U-3	412 - 434p	412 - 430p
R-3	406 - 428p	406 - 424p
O+3	400 - 422p	400 - 418p
P+3	344 - 366p	344 - 362p
	Including bonus where applicable	
Cows		
O+3	330 - 360p	330 - 360p

Cow quotes vary depending on weight and grade.
Pricing policies vary from plant to plant. Producers are advised to check pricing policies before presenting cattle for slaughter.

Deadweight Cattle Trade

Base quotes from the plants were up early this week to range from 412-434p/kg for in-spec U-3 grade in spec steers and heifers. The deadweight trade for good quality O+3 grade cows also came under pressure early this week with quotes back to 330-360p/kg. Four of the seven major processors contacted by LMC provided base quotes, which indicate a similar trade for all types of cattle early next week.

Prime cattle slaughterings in local plants last week totalled 6,469 head which brings prime cattle throughput for the last six weeks to 36,173 head. This is an decrease of 4.6 per cent (-1,727 head) from the corresponding period in 2021 when prime cattle throughput totalled 37,900 head. Cow slaughterings in NI last week totalled 2,186 head which brings cow throughput for the last six weeks to 12,840 head, 973 head more than the 11,867 cows killed in the same period in 2021.

Cattle imports from ROI last week for direct slaughter consisted of 368 prime cattle and 103 cows with no cattle imported from GB. Meanwhile exports from NI for direct slaughter in ROI consisted of two prime cattle and 39 cows and for a fifth consecutive week no cattle made the journey to GB for direct slaughter.

The deadweight trade for prime cattle in NI came under further pressure last week. The average steer price was 423.2p/kg, back 2.6p/kg from the previous week while the R3 steer price was back by 1.2p/kg to 435.2p/kg. Meanwhile the average heifer price in NI last week was back by 0.8p/kg to 427.4p/kg with the R3 heifer price back by half a penny to 435.3p/kg. The average young bull price in NI last week decreased by 5.3p/kg to 414.4p/kg with the R3 young bull price back 2.1p/kg from the previous week to 425.7p/kg. The deadweight cow trade also came under pressure in NI last week with the average cow price back by 3.2p/kg to 340.7p/kg while O3 cow price was back by 4.2p/kg to 367.5p/kg.

In GB price reported figures show downward movement in the deadweight trade across all regions last week. The average steer price reported a decrease of 1.9p/kg to 433.9p/kg last week while the R3 steer price declined 1.2p/kg to 441.5p/kg. The R3 steer price declined in Southern England (-2.7p/kg) and the Midlands and Wales (-0.6p/kg) and Northern England (-3.1p/kg) while an increase was recorded in Scotland (+2.1p/kg). The average heifer price in GB last week was back by 2.6p/kg to 433p/kg while the R3 heifer price indicated a decline of 0.4p/kg to 440.5p/kg from the previous week. The R3 heifer prices reported decreases of less than a penny in the Midlands and Wales (-0.4p/kg), Southern England (-0.9p/kg) and Northern England (-0.8p/kg), while an increase was recorded in Scotland (+0.6p/kg).

In ROI last week the deadweight trade for prime cattle increased in sterling terms from the previous week primarily due to the strengthening in the euro. The R3 steer price in ROI was the equivalent 408.2p/kg, up 2p/kg from the previous week while the R3 heifer price increased of 1.5p/kg to 411.7p/kg. The O3 cow price recorded up 0.3p/kg to 368.2p/kg in ROI last week, 0.7p/kg behind the equivalent price in NI.

LAST WEEK'S DEADWEIGHT CATTLE PRICES (UK / ROI)

	W/E 13/08/22	Northern Ireland	Rep of Ireland	Scotland	Northern England	Midlands & Wales	Southern England	GB
Steers	U3	438.5	417.1	443.7	444.0	444.0	449.5	444.5
	R3	435.2	408.2	449.1	442.5	438.5	437.9	441.5
	R4	434.7	410.0	448.5	445.2	436.7	438.4	444.5
	AVG	422.5	395.3	433.9	427.6	417.7	417.8	422.4
Heifers	U3	440.6	422.7	451.5	446.5	446.4	448.5	448.3
	R3	435.3	411.7	447.7	441.7	438.9	435.3	440.5
	R4	432.5	412.6	449.9	442.6	436.5	438.0	443.8
	AVG	424.2	404.2	429.9	431.8	420.8	409.4	421.6
Young Bulls	U3	432.9	407.4	435.4	440.4	444.4	440.9	439.0
	R3	425.7	397.8	432.9	434.3	430.5	435.8	432.6
	O3	409.4	378.8	409.3	398.8	398.0	387.9	400.5
	AVG	414.4	-	429.9	424.9	423.0	419.6	425.2
Prime Cattle Price Reported	5,285	-	5,906	6,255	6,788	4,783	23,732	
Cows	O3	367.5	368.2	379.7	375.2	376.7	369.5	375.6
	O4	369.9	367.2	382.1	378.6	378.3	372.4	377.8
	P2	327.0	336.1	331.7	328.9	336.8	328.1	332.8
	P3	346.0	357.7	343.2	346.8	355.5	349.2	351.4
AVG	340.7	-	377.6	351.8	344.2	336.0	348.1	

Notes: (i) Prices are p/kg Sterling-ROI prices converted at 1 euro=84.52p Stg
(ii) Shading indicates a lower price than the previous week.
(iii) AVG is the average of all grades in the category, not just those listed

REPORTED NI CATTLE PRICES - P/KG

W/E 13/08/22	Steers	Heifers	Young Bulls
U3	438.4	440.8	432.3
R3	432.1	434.2	425.2
O+3	424.8	427.8	416.0

*Prices exclude AA, HER and Organic cattle

REPORTED COW PRICES NI - P/KG

W/E 13/08/22	Weight Bands			
	<220kg	220-250kg	250-280kg	>280kg
P1	256.9	274.3	285.6	305.9
P2	277.7	311.1	321.9	340.4
P3	314.2	323.8	339.4	349.9
O3	277.4	342.6	363.4	368.6
O4	-	-	362.1	370.1
R3	-	-	-	385.1

LATEST LIVEWEIGHT CATTLE MART PRICES NI

	W/E 13/08/22	1st QUALITY			2nd QUALITY		
		From	To	Avg	From	To	Avg
Finished Cattle (p/kg)							
Steers		250	280	265	200	249	225
Friesians		185	209	194	169	184	175
Heifers		240	287	260	200	239	218
Beef Cows		200	239	220	150	199	175
Dairy Cows		140	180	160	100	139	122
Store Cattle (p/kg)							
Bullocks up to 400kg		260	340	280	200	259	230
Bullocks 400kg - 500kg		250	320	270	200	249	225
Bullocks over 500kg		220	247	240	190	219	210
Heifers up to 450kg		236	306	255	200	235	215
Heifers over 450kg		225	248	238	175	224	205
Dropped Calves (£/head)							
Continental Bulls		345	510	445	250	340	290
Continental Heifers		300	345	323	200	295	250
Friesian Bulls		70	180	125	55	70	63
Holstein Bulls		120	120	120	-	-	-

SHEEP TRADE

NI SHEEP BASE QUOTES

(P/Kg DW)	This Week 15/08/22	Next Week 22/08/22
R3 Lambs up to 21kg	510p	510p

REPORTED SHEEP PRICES

(P/KG)	W/E 30/07/22	W/E 06/08/22	W/E 13/08/22
NI L/W Lambs	469.2	444.6	462.8
NI D/W Lambs	523.0	488.4	499.6
GB D/W Lambs	574.5	525.6	545.4
ROI D/W	557.2	530.9	538.9

Deadweight Sheep Trade

Base quotes from the major processors for R3 grading lambs strengthened this week with all plants quoting in the region of 510p/kg. Similar quotes are expected for early next week with all plants paying up to 21kg. Lamb throughput in local plants last week totalled 9,959 head which is 768 head behind the same week last year when 10,727 lambs were killed locally. The deadweight lamb price in NI last week was up by 11.2p/kg from the previous week to 499.6p/kg. During the same week last year the deadweight lamb price in NI was 471.5p/kg. In ROI last week the deadweight lamb price was the equivalent of 538.9p/kg, up 8p/kg from the previous week.

Liveweight Sheep Trade

Greater numbers of lambs passed through the sale rings this week. In Swatragh last Saturday 1,305 lambs sold from 418-496p/kg compared to 1,135 lambs selling from 455-505p/kg the previous week. In Massereene on Monday 710 lambs sold from 461-502p/kg compared to 685 lambs selling from 441-492p/kg last week. In Rathfriland on Tuesday 926 lambs sold from 479-583p/kg with an average price of 497p/kg. In Ballymena on Wednesday a large entry of 2,473 lambs sold from 470-518p/kg with an average price of 482p/kg. An improved trade from last week when 1,844 lambs sold from 450-513p/kg with an average price of 470p/kg. Good numbers of cull ewes also passed through the marts this week with top reported prices ranging from £120-210.

LATEST SHEEP MARTS (P/KG LW)

From: 13/08/22		Lambs			
To: 18/08/22		No	From	To	Avg
Saturday	Swatragh	1305	418	496	-
	Omagh	505	466	491	-
Monday	Kilrea	500	458	500	-
	Massereene	710	461	502	-
Tuesday	Saintfield	1075	465	550	-
	Rathfriland	926	479	583	497
Wednesday	Ballymena	2473	470	518	482
	Enniskillen	810	465	518	-
	Armoy	494	470	520	-
	Markethill	1410	450	505	-

Information supplied by LMC / DAERA/ AHDB/ DAFM

LMC does not guarantee the accuracy or completeness of any third party information provided in or included with this publication.

LMC hereby disclaims any responsibility for error, omission or inaccuracy in the information, misinterpretation or any other loss, disappointment, negligence or damage caused by reliance on third party information.

Not for further publication or distribution without prior permission from LMC

Contact us

T: 028 9263 3000
E: bulletin@lmcni.com
W: www.lmcni.com

