

DEADWEIGHT CATTLE TRADE

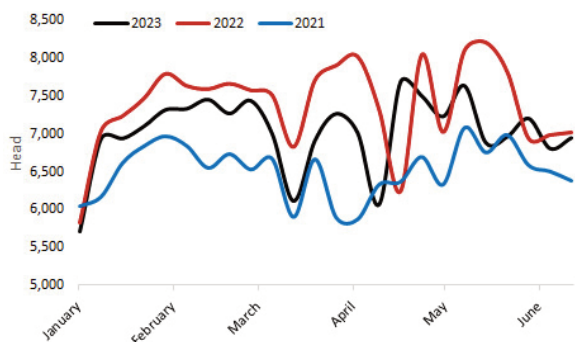
NI FACTORY BASE QUOTES FOR CATTLE

(P/KG DW)	This Week 19/06/23	Next Week 26/06/23
Prime		
U-3	460 - 466p	458 - 464p
R-3	454 - 460p	452 - 458p
O+3	448 - 454p	446 - 452p
P+3	392 - 398p	390 - 396p
Including bonus where applicable		
Cows		
O+3	364 - 374p	364 - 374p

Cow quotes vary depending on weight and grade. Pricing policies vary from plant to plant. Producers are advised to check pricing policies before presenting cattle for slaughter.

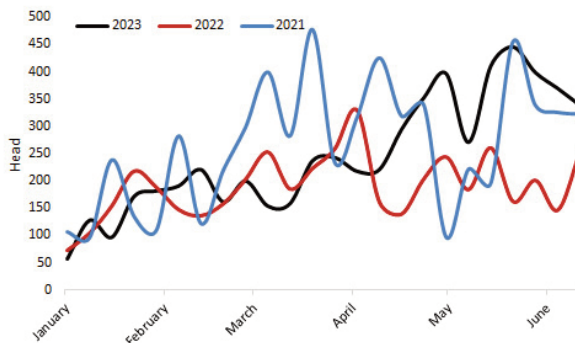
Prime Cattle Throughput to date 2021-2023

Source: DAERA



Prime Cattle Imports from ROI for direct slaughter to date 2021-2023

Source: DAERA



REPORTED NI CATTLE PRICES - P/KG

W/E 17/06/23	Steers	Heifers	Young Bulls
U3	490.1	488.9	483.2
R3	483.5	482.7	475.5
O+3	474.7	473.6	458.7

*Prices exclude AA, HER and Organic cattle

REPORTED COW PRICES NI - P/KG

W/E 17/06/23	Weight Bands			
	<220kg	220-250kg	250-280kg	>280kg
P1	275.1	292.6	305.0	315.5
P2	298.5	332.7	343.2	362.6
P3	324.3	339.5	363.8	369.9
O3	301.8	354.7	381.5	388.3
O4	340.0	370.0	396.4	394.5
R3	-	-	390.0	405.4

Deadweight Cattle Trade

The deadweight trade for all types of cattle in NI continued to soften last week which was also the case across all regions of GB and also in ROI. All reported prime cattle grades in NI recorded a decrease from the previous week with an average price of 473.5p/kg paid for steers and an average price of 473.6p/kg paid for heifers. Across all categories heifers recorded the largest decline last week with prices back 3.7p/kg on average.

In GB last week the average steer price was back 2.1p/kg to 484.8p/kg while the average R3 steer price was back by 2.7p/kg to 491.2p/kg. The average heifer price in GB last week was back 4.6p/kg to 481.4p/kg while the average R3 heifer price decreased by 3.5p/kg to 489.1p/kg. The heifer trade also reported declines across all of the GB regions most notably in the Midlands and Wales where it was back by 7.3p/kg on average to 474.9p/kg.

The trade also came under pressure in ROI last week with the R3 steer price back by the equivalent of 6.8p/kg to 438.4p/kg. Meanwhile the R3 heifer price was back by 7.7p/kg to 441.8p/kg. This has widened the differential in R3 steer and heifer prices between NI and ROI to 45.6p/kg and 41.8p/kg respectively. Equating to a value of £159.60 on the value of a 350kg steer carcass and £133.76 differential on a 320kg heifer carcass. The O3 cow price in ROI last week was back by 8.7p/kg to 356p/kg which puts it 31.2p/kg behind the same price in NI and is the lowest ROI price reported for O3 cows since December 2022.

LAST WEEK'S DEADWEIGHT CATTLE PRICES (UK / ROI)

W/E 17/06/23	Northern Ireland	Rep of Ireland	Scotland	Northern England	Midlands & Wales	Southern England	GB
Steers	U3	490.6	447.5	503.2	497.2	496.8	498.3
	R3	484.0	438.4	497.9	494.2	487.8	491.2
	R4	484.6	441.3	498.7	497.4	485.7	494.7
	O3	471.6	427.8	482.0	479.5	471.2	474.0
	AVG	473.5	-	495.9	487.9	479.0	484.8
Heifers	U3	488.6	459.3	505.2	496.5	499.3	499.2
	R3	483.6	441.8	494.9	491.6	488.0	489.1
	R4	481.6	445.4	498.4	495.1	486.9	493.0
	O3	470.6	433.3	476.4	474.1	466.0	466.8
	AVG	473.6	-	496.1	486.0	474.9	481.4
Young Bulls	U3	481.9	440.1	494.8	482.5	493.6	492.3
	R3	474.8	427.5	488.2	482.2	487.1	485.6
	O3	455.1	408.5	476.1	453.9	454.9	457.8
	AVG	464.7	-	488.5	474.0	478.9	480.8
	Prime Cattle Price Reported	5,650	-	5,021	6,222	7,625	4,986
Cows	O3	387.2	356.0	413.6	409.6	411.0	410.7
	O4	394.1	356.3	418.1	413.9	412.9	413.1
	P2	349.2	325.7	371.0	370.8	371.1	371.3
	P3	366.2	343.5	387.1	391.8	388.1	387.6
	AVG	357.7	-	412.3	389.0	381.9	374.1

Notes: (i) Prices are p/kg Sterling-ROI prices converted at 1 euro=85.59p Stg
(ii) Shading indicates a lower price than the previous week.
(iii) AVG is the average of all grades in the category, not just those listed

LIVEWEIGHT CATTLE TRADE

LATEST LIVEWEIGHT CATTLE MART PRICES NI

W/E 17/06/23	1st QUALITY			2nd QUALITY		
	From	To	Avg	From	To	Avg
Finished Cattle (p/kg)						
Steers	280	327	298	230	279	250
Friesians	210	240	220	155	209	185
Heifers	270	329	285	230	269	245
Beef Cows	225	304	249	190	224	207
Dairy Cows	149	220	170	75	144	110
Store Cattle (p/kg)						
Bullocks up to 400kg	280	358	305	200	279	230
Bullocks 400kg - 500kg	250	340	280	180	249	215
Bullocks over 500kg	254	298	270	240	251	244
Heifers up to 450kg	275	375	300	200	274	230
Heifers over 450kg	250	352	280	200	249	220
Dropped Calves (£/head)						
Continental Bulls	450	670	500	260	445	350
Continental Heifers	350	540	400	250	345	300
Friesian Bulls	130	225	165	50	125	85
Holstein Bulls	95	210	115	35	90	60

DEADWEIGHT SHEEP TRADE

NI SHEEP BASE QUOTES

(P/Kg DW)	This Week 19/06/23	Next Week 26/06/23
R3 Lambs up to 21kg	630 - 640p	620 - 625p

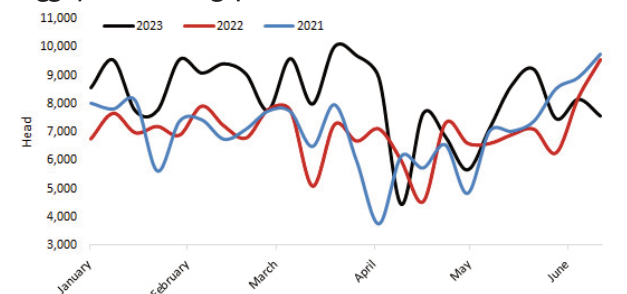
REPORTED SHEEP PRICES

(P/KG)	W/E 03/06/23	W/E 10/06/23	W/E 17/06/23
NI L/W Lambs	612.8	611.4	599.5
NI D/W Lambs	645.5	631.0	634.0
GB D/W Lambs	709.1	673.6	655.7
ROI D/W	640.1	634.1	647.6

Sheep Trade

Quotes from the plants this week for R3 grade lambs came back to 620-625p/kg up to 21kg as the week progressed, with similar quotes expected on Monday. The number of lambs coming through the marts continues to increase in line with normal seasonal trends. Improving supplies were reported with 7,572 lambs processed in NI plants last week. Exports of lambs to ROI for direct slaughter totalled 3,248 head last week up 1,313 head from the previous week. The average deadweight lamb price in NI last week was 634p/kg, up 3p/kg from the previous week while the average ROI price increased by the equivalent of 13.5p/kg to 647.6p/kg.

Hogget/Lamb Throughput to date 2021-2023



LIVEWEIGHT SHEEP TRADE

LATEST SHEEP MARTS (P/KG LW)

From: 17/06/23		Lambs			
To: 22/06/23		No	From	To	Avg
Saturday	Omagh	510	547	605	-
	Swatragh	1055	511	637	-
Monday	Kilrea	600	588	630	-
	Markethill	1000	580	630	-
Tuesday	Saintfield	770	575	610	-
	Rathfriland	602	570	610	585
Wednesday	Ballymena	1642	575	643	605
	Enniskillen	402	560	600	-
	Armoyle	415	565	622	-