

DEADWEIGHT CATTLE TRADE

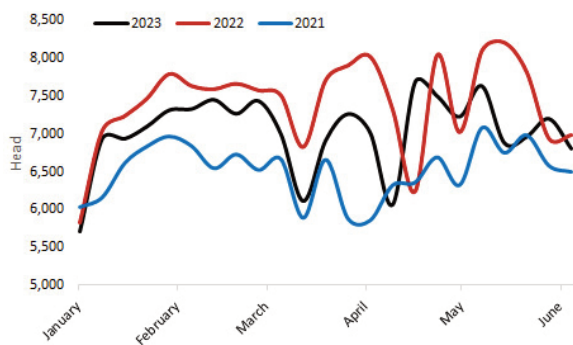
NI FACTORY BASE QUOTES FOR CATTLE

(P/KG DW)	This Week 12/06/23	Next Week 19/06/23
Prime		
U-3	460 - 468p	460 - 468p
R-3	454 - 462p	454 - 462p
O+3	448 - 456p	448 - 456p
P+3	392 - 400p	392 - 400p
Including bonus where applicable		
Cows		
O+3	364 - 374p	364 - 374p

Cow quotes vary depending on weight and grade. Pricing policies vary from plant to plant. Producers are advised to check pricing policies before presenting cattle for slaughter.

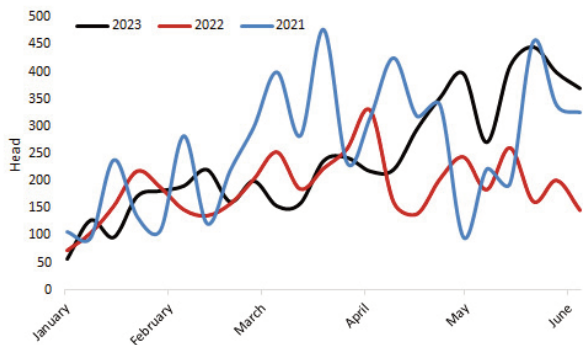
Prime Cattle Throughput to date 2021-2023

Source: DAERA



Prime Cattle Imports from ROI for direct slaughter to date 2021-2023

Source: DAERA



REPORTED NI CATTLE PRICES - P/KG

W/E 10/06/23	Steers	Heifers	Young Bulls
U3	491.6	490.3	484.2
R3	486.0	485.9	478.8
O+3	477.6	480.2	467.5

*Prices exclude AA, HER and Organic cattle

REPORTED COW PRICES NI - P/KG

W/E 10/06/23	Weight Bands			
	<220kg	220-250kg	250-280kg	>280kg
P1	275.9	293.2	312.8	322.6
P2	299.0	335.5	350.5	365.6
P3	341.9	348.1	364.0	373.8
O3	386.0	358.4	379.2	391.9
O4	-	410.0	376.7	394.3
R3	-	-	410.0	408.9

Deadweight Cattle Trade

This week base quotes for in spec U-3 grade prime cattle remained steady at 460-468p/kg however paid prices continue to indicate that higher prices are available than these quotes suggest. Base quotes for cows also remained steady this week ranging from 364-374p/kg for good quality O+3 grading cows. Preliminary base quotes for next week indicate a similar trade.

Last week deadweight cattle prices in NI continued to come under pressure with decreases reported across the majority of grades. The average steer price last week was back 4.2p/kg from the previous week to 476.5p/kg with the average heifer price back by 3.3p/kg to 477.3p/kg. Meanwhile the average cow price in NI last week was back 5.4p/kg to 360.4p/kg a similar trade to prices reported back in early April.

In GB last week the deadweight cattle trade also continued to tighten across all of the regions for the majority of grades when compared to the previous week. The average steer price in GB last week decreased by 4.8p/kg to 486.9p/kg with the average heifer price back 3.1p/kg to 486p/kg.

Last week the deadweight cattle trade in ROI declined across all reported grades for the third consecutive week, with the cattle trade in ROI tightening over the last six weeks. The R3 steer price was back by the equivalent of 4.7p/kg from the previous week to 445.2p/kg with the R3 heifer price back 3p/kg to 449.5p/kg.

LAST WEEK'S DEADWEIGHT CATTLE PRICES (UK / ROI)

W/E 10/06/23	Northern Ireland	Rep of Ireland	Scotland	Northern England	Midlands & Wales	Southern England	GB
Steers	U3	492.0	453.9	505.3	499.7	496.3	500.6
	R3	486.8	445.2	502.7	494.7	490.9	493.9
	R4	486.1	448.8	502.0	498.6	488.8	498.1
	O3	473.7	434.0	485.8	474.8	471.5	472.2
AVG	476.5	-	500.0	488.3	480.4	478.8	486.9
Heifers	U3	490.0	464.0	511.1	501.2	503.2	503.2
	R3	486.1	449.5	504.0	492.1	491.8	492.6
	R4	483.5	450.0	504.4	495.5	491.6	496.9
	O3	473.5	438.7	482.6	473.2	466.2	468.3
AVG	477.3	-	502.2	487.0	482.2	472.9	486.0
Young Bulls	U3	483.5	444.0	501.2	491.3	492.8	495.9
	R3	478.4	433.3	492.4	486.7	485.0	487.4
	O3	462.6	416.0	477.0	459.2	457.6	461.1
	AVG	466.0	-	493.2	478.3	476.8	479.1
Prime Cattle Price Reported	5,720	-	5,817	7,334	7,350	5,092	25,593
Cows	O3	390.4	364.7	415.8	413.7	415.2	414.3
	O4	393.9	364.5	421.1	415.8	416.7	416.5
	P2	351.8	326.7	376.5	377.1	371.4	372.9
	P3	370.4	351.1	393.6	394.6	392.6	392.5
AVG	360.4	-	412.0	391.7	386.0	375.7	387.8

Notes: (i) Prices are p/kg Sterling-ROI prices converted at 1 euro=86.06p Stg
(ii) Shading indicates a lower price than the previous week.
(iii) AVG is the average of all grades in the category, not just those listed

LIVEWEIGHT CATTLE TRADE

LATEST LIVEWEIGHT CATTLE MART PRICES NI

W/E 10/06/23	1st QUALITY			2nd QUALITY		
	From	To	Avg	From	To	Avg
Finished Cattle (p/kg)						
Steers	285	332	295	210	284	240
Friesians	207	230	218	180	206	198
Heifers	250	334	265	215	249	230
Beef Cows	240	282	250	200	239	220
Dairy Cows	150	192	165	70	149	115
Store Cattle (p/kg)						
Bullocks up to 400kg	300	375	323	210	298	232
Bullocks 400kg - 500kg	275	375	290	200	274	230
Bullocks over 500kg	251	293	265	211	250	225
Heifers up to 450kg	280	381	305	200	279	235
Heifers over 450kg	230	287	258	180	229	210
Dropped Calves (£/head)						
Continental Bulls	430	665	500	300	425	370
Continental Heifers	380	615	420	275	375	325
Friesian Bulls	125	220	160	45	120	80
Holstein Bulls	100	215	120	1	95	50

DEADWEIGHT SHEEP TRADE

NI SHEEP BASE QUOTES

(P/Kg DW)	This Week 12/06/23	Next Week 19/06/23
R3 Lambs up to 21kg	630 - 640p	630 - 640p

REPORTED SHEEP PRICES

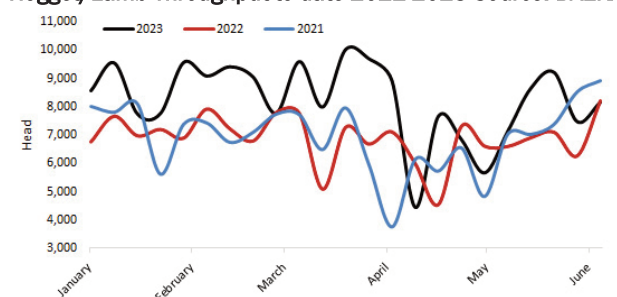
(P/KG)	W/E 27/05/23	W/E 03/06/23	W/E 10/06/23
NI L/W Lambs	623.0	612.8	611.4
NI D/W Lambs	655.4	645.5	631.0
GB D/W Lambs	732.9	709.1	673.6
ROI D/W	653.9	640.1	634.1

Sheep Trade

Base quotes from local processors for R3 grading lambs this week ranged from 630-640p/kg paying up to 21kg, with similar base quotes expected early next week. The deadweight lamb price in NI last week decreased by 14.5p/kg from the previous week to 631p/kg, with a stronger liveweight trade reported across the marts this week.

Last week 8,165 lambs were processed locally, 687 more than the week prior. A further 1,935 lambs were exported to ROI for direct slaughter last week, back 693 head from the previous week.

Hogget/Lamb Throughput to date 2021-2023



LIVEWEIGHT SHEEP TRADE

LATEST SHEEP MARTS (P/KG LW)

From: 10/06/23		Lambs			
To: 15/06/23		No	From	To	Avg
Saturday	Omagh	350	599	674	-
	Swatragh	655	588	695	-
Monday	Kilrea	700	613	676	-
	Markethill	770	600	667	-
Tuesday	Saintfield	735	600	635	-
	Rathfriland	560	588	630	612
Wednesday	Ballymena	1821	590	678	620
	Enniskillen	502	590	628	-
	Armoyle	434	590	652	-