

INFORMATION
ANALYSIS
DIRECTORATE



Northern Ireland Waiting Time Statistics: Inpatient and Day Case Waiting Times Quarter Ending September 2021

Reader Information

Purpose: This statistical release presents information on waiting times for admission for either inpatient or day case treatment in Northern Ireland and reports on the performance of the Health and Social Care (HSC) Trusts against the 2021/22 ministerial waiting time target which states that:

“By March 2022, 55% of patients should wait no longer than 13 weeks for inpatient/day case treatment, with no patient waiting longer than 52 weeks.”

This statistical release details information on the number of patients waiting, and length of time waiting, for inpatient and day case admissions in HSC Trusts at 30th September 2021. Data are presented by HSC Trust, specialty and time band. It also includes inpatient and day case activity commissioned by the Health Service during the quarter ending September 2021.

Statistical Quality: The ‘*Inpatient and Day Case Waiting Times Publication – Supporting Documentation*’ booklet details the technical guidance and definitions used, as well as notes on how to use the data contained within this statistical release. This booklet is available to view or download from:

<https://www.health-ni.gov.uk/publications/inpatient-and-day-case-waiting-times-supporting-documentation>

Internet: <https://www.health-ni.gov.uk/articles/inpatient-waiting-times>

Authors: Ben Simpson, Adam Robinson, Siobhán Morgan

Publication Date: Thursday 25th November 2021

Reporting Period: 1st July 2021 – 30th September 2021

Issued by: Hospital Information Branch
Information & Analysis Directorate
Department of Health
Stormont Estate, Belfast, BT4 3SQ

Contact Information and further copies: statistics@health-ni.gov.uk

Target audience: Department of Health (DoH), Chief Executives of the HSC Board and Trusts in Northern Ireland, Health & Social Care stakeholders, healthcare professionals, academics, the media and the general public.

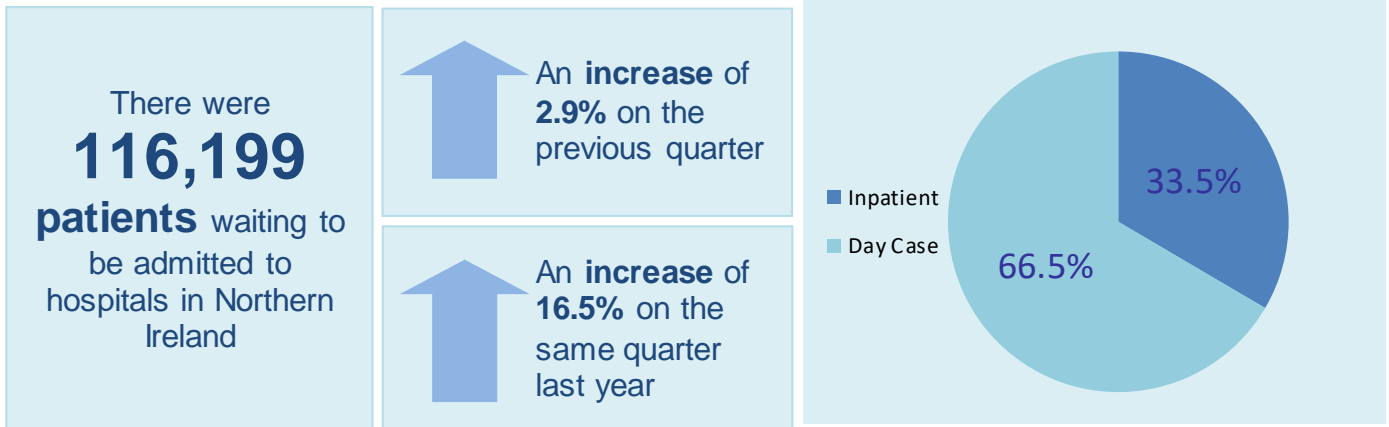
Price: Free

Copyright: This publication is Crown copyright and may be reproduced free of charge in any format or medium. Any material used must be acknowledged and the title of the publication specified.

Contents

Total number of patients waiting for Inpatient and Day Case Admissions	4
Patients waiting longer than 13 weeks for Inpatient and Day Case Admissions.....	5
Patients waiting longer than 52 weeks for Inpatient and Day Case Admissions.....	6
Completed waits for Inpatient and Day Case Activity commissioned by the Health Service...	7
Patients waiting at a Day Case Procedure Centre.....	8
Appendix 1: Tables.....	9
Appendix 2: Explanatory Notes.....	13
Appendix 3: National Statistics.....	16

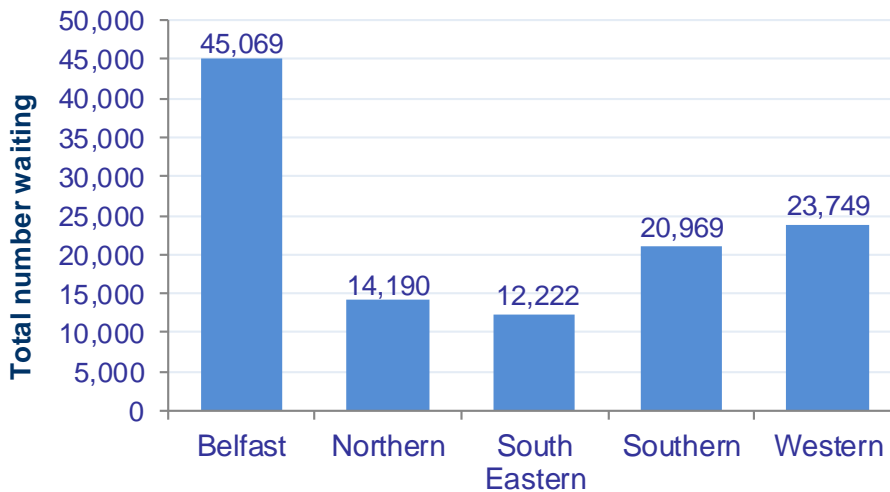
Total number of patients waiting at 30th September 2021



Source: DoH Inpatient Waiting Times Dataset

At 30th September 2021, a total of 116,199 patients were waiting to be admitted to hospitals in Northern Ireland, 2.9% (3,284) more than at 30th June 2021 (112,915), and 16.5% (16,481) more than at 30th September 2020 (99,718) (Table 1).

Around one third (33.5%, 38,875) of those waiting for admission at 30th September 2021 were waiting for an inpatient admission, with the remaining 66.5% (77,324) waiting for a day case admission (Table 1).



Source: DoH Inpatient Waiting Times Dataset

A number of inpatient and day case services may not be provided at a patient's local HSC Trust, and instead are provided at a single regional centre for Northern Ireland. As patients are reported against the HSC Trust responsible for the service that will be providing treatment, users should be cautious in how they use these data (see explanatory note 12).

Of patients waiting, almost two fifths (38.8%) were waiting to be admitted in the Belfast HSC Trust, with a further 20.4% waiting in the Western HSC Trust, 18.0% in the Southern HSC Trust, 12.2% in the Northern HSC Trust and 10.5% in the South Eastern HSC Trust (Table 2a).

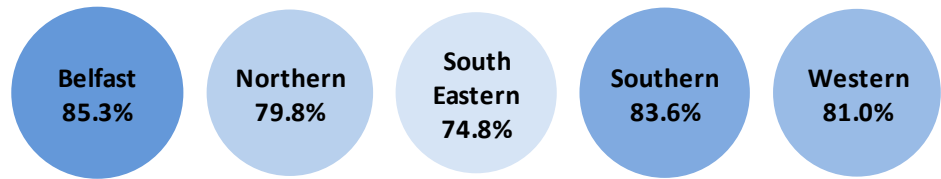
Of the 116,199 patients waiting for admission, four fifths (81.2%, 94,372) were in one of the following specialties: General Surgery (25,871); T & O Surgery (22,975); ENT (12,657); Urology (9,963); General Medicine (7,849); Gastroenterology (7,694) and Gynaecology (7,363) (Table 3a).

Patients waiting more than 13 weeks at 30th September 2021

By March 2022, 55% of patients should wait no longer than 13 weeks for inpatient/day case treatment

This element was **not achieved** by any HSC Trust

82.3%
of patients were waiting longer than 13 weeks



Percentage waiting over 13 weeks

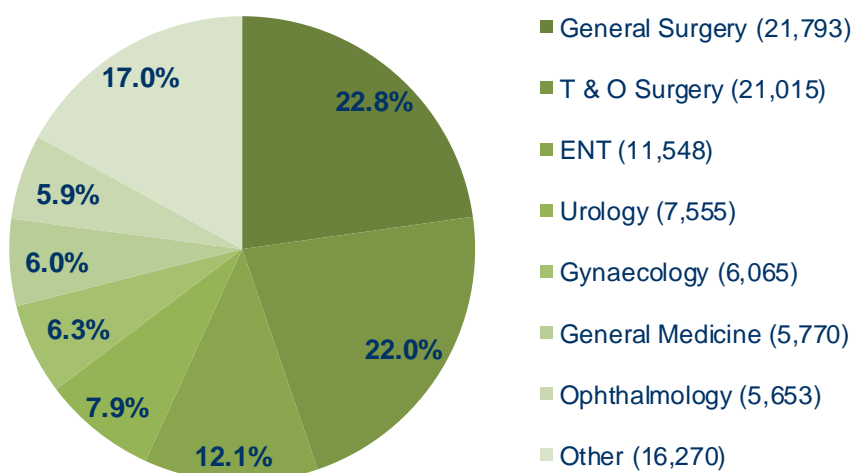
Source: DoH Inpatient Waiting Times Dataset

Achievement of the 13 week target requires that less than 45% of patients should be waiting over 13 weeks for inpatient or day case admission. At 30th September 2021, 82.3% (95,669) of patients were waiting more than 13 weeks to be admitted for treatment, compared with 81.1% (91,608) at 30th June 2021 and 83.6% (83,381) at 30th September 2020 (Table 1).

At 30th September 2021, the 13 week element of the target was not achieved by Northern Ireland as a whole (Table 2a), nor by any of the HSC Trusts. Data users should be aware that not all inpatient and day case services are provided at every HSC Trust (see explanatory note 12).

Of patients waiting for an inpatient admission, almost nine tenths (88.6%, 34,428) were waiting over 13 weeks. This is compared with 79.2% (61,241) waiting over 13 weeks for a day case admission (Table 1).

Patients waiting over 13 weeks by specialty




Over four fifths (83.0%, 79,399) of the 95,669 patients waiting more than 13 weeks at the end of September 2021 were in one of the following specialties: General Surgery (21,793); T&O Surgery (21,015); ENT (11,548); Urology (7,555); Gynaecology (6,065); General Medicine (5,770) and Ophthalmology (5,653) (Table 3a).

Patients waiting more than 52 weeks at 30th September 2021

By March 2022, no patient should wait longer than 52 weeks for inpatient/day case treatment

This element was **not achieved** by any HSC Trust

67,474
patients were waiting longer than 52 weeks



Percentage waiting over 52 weeks

Source: DoH Inpatient Waiting Times Dataset

Achievement of the 52 week target requires that no patient should be waiting over 52 weeks for inpatient or day case admission.

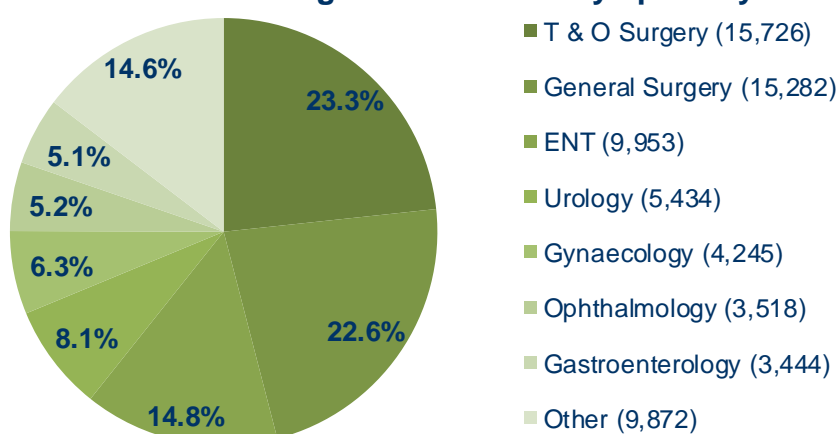
At 30th September 2021, 58.1% (67,474) of patients were waiting more than 52 weeks for either an inpatient or day case admission, compared with 58.7% (66,287) at 30th June 2021, and 46.5% (46,417) at 30th September 2020 (Table 1).

At 30th September 2021, the 52 week element of the target was not achieved by Northern Ireland as a whole nor by any individual HSC Trust (Table 2a). Data users should be aware that not all inpatient and day case services are provided at every HSC Trust (see explanatory note 12).

Around two thirds (65.1%, 29,335) of patients in the Belfast HSC Trust were waiting longer than 52 weeks at 30th September 2021, around three fifths (59.9%, 12,552) in the Southern HSC Trust, more than half in the Western (55.0%, 13,072) and Northern (53.3%, 7,563) HSC Trusts and two fifths (40.5%, 4,952) in the South Eastern HSC Trust (Table 2a).

Of those waiting more than 52 weeks, 26,636 were waiting for an inpatient admission and 40,838 were waiting for a day case admission (Table 1).

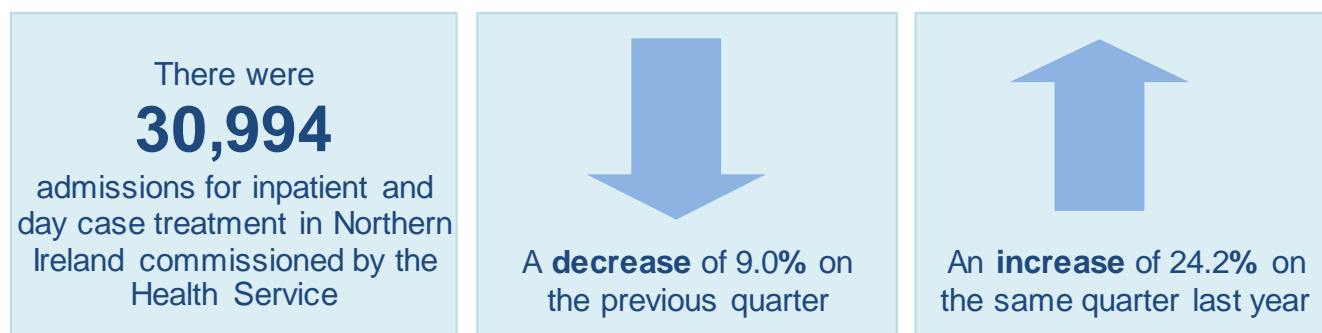
Patients waiting over 52 weeks by specialty



Over four fifths (85.4%, 57,602) of the 67,474 patients waiting more than 52 weeks on the 30th September 2021 were in one of the following specialties: T&O Surgery; General Surgery; ENT; Urology; Gynaecology; Ophthalmology and Gastroenterology (Table 3a).

Source: DoH Inpatient Waiting Times Dataset

Completed waits for inpatient and day case activity during quarter ending 30th September 2021



Source: Hospital Inpatient System & IS1 Part 2 Return

A total of 26,175 patients were admitted to Health Service hospitals in Northern Ireland during the quarter ending 30th September 2021, 13.0% (3,899) fewer than during the quarter ending 30th June 2021 (30,074) and 10.5% (2,485) more than during the quarter ending 30th September 2020 (23,690) (Table 4). Users should exercise caution when using these provisional data given that hospital records may not be fully updated at this time.

During the quarter ending 30th September 2021, 4,819 patients received inpatient or day case treatment commissioned by the Health Service within the Independent Sector, 21.2% (844) more than the number seen during the quarter ending 30th June 2021 (3,975), and almost three times (282.2%, 3,558) more than that seen during quarter ending September 2020 (1,261).

When the number of completed inpatient and day case waits within the Independent Sector during the quarter ending 30th September 2021 (4,819) is combined with those treated in Health Service hospitals during the same period (26,175), provisional figures indicate that 30,994 inpatients and day cases received treatment in Northern Ireland commissioned by the Health Service. This was a 9.0% (3,055) decrease in the number of completed waits commissioned by the Health Service compared to the quarter ending June 2021 (34,049) and an increase of 24.2% (6,043) compared to the quarter ending September 2020 (24,951) (Table 4).

Patients waiting at a Day Case Procedure Centre (DPC) at 30th September 2021

There were
3,374

Patients waiting to be admitted to a Day Case Procedure Centre (DPC)

There were
933

Patients waiting to be admitted to a Varicose Veins DPC

There were
2,441

Patients waiting to be admitted to a Cataracts DPC

Source: DoH Inpatient Waiting Times Dataset

In October 2016 the then Health Minister launched 'Health and Wellbeing 2026: Delivering Together,' a strategy which underpins the Northern Ireland Executive's draft Programme for Government ambition to support people to lead long, healthy and active lives.

As part of this strategy, the Elective Care Plan was published in February 2017 which stated that 'Regional Elective Care Assessment and Treatment Centres will be established to deliver large volumes of assessments and non-complex routine surgery across a broad range of specialties.' In December 2018, prototype 'Day Case Procedure Centres' (DPC) became operational for the surgical treatment of Cataracts and Varicose Veins. Patients waiting for either of these procedures can now be referred to a DPC for treatment rather than attend the hospital site they may have been referred to previously.

DPCs have been set up in the following locations:

DPC	Location(s) of Centre
Cataracts	Mid Ulster Hospital (Northern HSC Trust) Down Hospital (South Eastern HSC Trust) South Tyrone Hospital (Southern HSC Trust)
Varicose Veins	Lagan Valley Hospital (South Eastern HSC Trust) Omagh Urgent Care and Treatment Centre (Western HSC Trust)

At 30th September 2021, 2,441 patients were waiting to be admitted to a Cataracts DPC, with a further 933 patients waiting to be admitted to a Varicose Veins DPC (Table 5).

Appendix 1: Tables

Table 1: Quarterly inpatient and day case waiting lists – 30th September 2021¹

Type of Admission		Current Quarter (Sep 21)	Previous Quarter (Jun 21)	Same Quarter Last Year (Sep 20)
Inpatient	Total Patients Waiting	38,875	37,055	33,136
	Number waiting over 13 weeks	34,428	32,784	29,984
	<i>Percentage waiting over 13 weeks</i>	88.6%	88.5%	90.5%
	Number waiting over 52 weeks	26,636	26,058	20,417
Day Case	Total Patients Waiting	77,324	75,860	66,582
	Number waiting over 13 weeks	61,241	58,824	53,397
	<i>Percentage waiting over 13 weeks</i>	79.2%	77.5%	80.2%
	Number waiting over 52 weeks	40,838	40,229	26,000
All Admissions	Total Patients Waiting	116,199	112,915	99,718
	Number waiting over 13 weeks	95,669	91,608	83,381
	<i>Percentage waiting over 13 weeks</i>	82.3%	81.1%	83.6%
	Number waiting over 52 weeks	67,474	66,287	46,417

Source: DoH Inpatient Waiting Times Dataset

¹Refer to Explanatory Notes 1–14

Table 2a: Number of patients waiting for inpatient and day case admissions by HSC Trust and weeks waiting – 30th September 2021¹

HSC Trust	Patients Waiting for Admission by Weeks Waiting						Total Waiting for Admission
	0 - 6	>6 - 13	>13 - 21	>21 - 26	>26-52	>52	
Belfast	3,969	2,656	2,943	1,223	4,943	29,335	45,069
Northern	1,863	1,004	1,048	441	2,271	7,563	14,190
South Eastern	1,864	1,221	1,247	658	2,280	4,952	12,222
Southern	2,074	1,375	1,454	717	2,797	12,552	20,969
Western	2,690	1,814	1,904	867	3,402	13,072	23,749
Total	12,460	8,070	8,596	3,906	15,693	67,474	116,199

Source: DoH Inpatient Waiting Times Dataset

¹Refer to Explanatory Notes 1–14

Table 2b: Percentage of patients waiting for inpatient and day case admissions by HSC Trust and weeks waiting – 30th September 2021¹

HSC Trust	Patients Waiting for Admission by Weeks Waiting					
	0 - 6	>6 - 13	>13 - 21	>21 - 26	>26-52	>52
Belfast	8.8%	5.9%	6.5%	2.7%	11.0%	65.1%
Northern	13.1%	7.1%	7.4%	3.1%	16.0%	53.3%
South Eastern	15.3%	10.0%	10.2%	5.4%	18.7%	40.5%
Southern	9.9%	6.6%	6.9%	3.4%	13.3%	59.9%
Western	11.3%	7.6%	8.0%	3.7%	14.3%	55.0%
Total	10.7%	6.9%	7.4%	3.4%	13.5%	58.1%

Source: DoH Inpatient Waiting Times Dataset

¹Refer to Explanatory Notes 1–14

Table 3a: Number of patients waiting for inpatient and day case admissions by weeks waiting and specialty – 30th September 2021¹

Specialty	Patients Waiting for Admission by Weeks Waiting						Total Waiting
	0-6	>6 13	>13-21	>21-26	>26-52	>52	
General Surgery	2,569	1,509	1,852	909	3,750	15,282	25,871
T & O Surgery	1,037	923	1,480	704	3,105	15,726	22,975
ENT	607	502	501	206	888	9,953	12,657
Urology	1,544	864	596	296	1,229	5,434	9,963
General Medicine	1,402	677	694	308	1,453	3,315	7,849
Gastroenterology	1,663	649	588	284	1,066	3,444	7,694
Gynaecology	681	617	539	229	1,052	4,245	7,363
Ophthalmology	773	750	770	332	1,033	3,518	7,176
Plastic Surgery	184	145	163	60	252	2,051	2,855
Cardiology	496	400	334	124	460	684	2,498
Pain Management	162	156	199	60	257	1,174	2,008
Oral Surgery	218	196	188	81	225	396	1,304
GP Other	143	189	176	94	226	222	1,050
Paediatric Surgery	67	68	106	45	188	402	876
Dermatology	330	143	90	35	65	191	854
Paediatrics	37	37	48	27	57	287	493
Rheumatology	87	32	37	27	81	177	441
Thoracic Surgery	52	20	17	7	41	252	389
Neurosurgery	39	36	30	5	63	172	345
Neurology	40	20	32	7	46	198	343
Cardiac Surgery	89	52	57	31	69	27	325
Nephrology	74	32	32	10	29	24	201
Paediatric Dentistry	41	28	46	16	48	13	192
Endocrinology	8	4	3	2	2	141	160
Restorative Dentistry	8	6	1	0	2	73	90
Thoracic Medicine	27	1	0	0	0	34	62
Radiology	9	4	4	3	4	32	56
Paediatric Neurology	10	7	10	4	1	5	37
Clinical Oncology	32	3	0	0	0	0	35
Haematology (Clinical)	29	0	0	0	1	2	32
Geriatric Medicine	2	0	2	0	0	0	4
Anaesthetics	0	0	1	0	0	0	1
All Specialties	12,460	8,070	8,596	3,906	15,693	67,474	116,199

Source: DoH Inpatient Waiting Times Dataset

¹Refer to Explanatory Notes 1–14

Table 3b: Percentage of patients waiting for inpatient and day case admissions by weeks waiting and specialty – 30th September 2021¹

Specialty	Percentage of Patients Waiting for Admission by Weeks Waiting					
	0-6	>6 13	>13-21	>21-26	>26-52	>52
General Surgery	9.9%	5.8%	7.2%	3.5%	14.5%	59.1%
T & O Surgery	4.5%	4.0%	6.4%	3.1%	13.5%	68.4%
ENT	4.8%	4.0%	4.0%	1.6%	7.0%	78.6%
Urology	15.5%	8.7%	6.0%	3.0%	12.3%	54.5%
General Medicine	17.9%	8.6%	8.8%	3.9%	18.5%	42.2%
Gastroenterology	21.6%	8.4%	7.6%	3.7%	13.9%	44.8%
Gynaecology	9.2%	8.4%	7.3%	3.1%	14.3%	57.7%
Ophthalmology	10.8%	10.5%	10.7%	4.6%	14.4%	49.0%
Plastic Surgery	6.4%	5.1%	5.7%	2.1%	8.8%	71.8%
Cardiology	19.9%	16.0%	13.4%	5.0%	18.4%	27.4%
Pain Management	8.1%	7.8%	9.9%	3.0%	12.8%	58.5%
Oral Surgery	16.7%	15.0%	14.4%	6.2%	17.3%	30.4%
GP Other	13.6%	18.0%	16.8%	9.0%	21.5%	21.1%
Paediatric Surgery	7.6%	7.8%	12.1%	5.1%	21.5%	45.9%
Dermatology	38.6%	16.7%	10.5%	4.1%	7.6%	22.4%
Paediatrics	7.5%	7.5%	9.7%	5.5%	11.6%	58.2%
Rheumatology	19.7%	7.3%	8.4%	6.1%	18.4%	40.1%
Thoracic Surgery	13.4%	5.1%	4.4%	1.8%	10.5%	64.8%
Neurosurgery	11.3%	10.4%	8.7%	1.4%	18.3%	49.9%
Neurology	11.7%	5.8%	9.3%	2.0%	13.4%	57.7%
Cardiac Surgery	27.4%	16.0%	17.5%	9.5%	21.2%	8.3%
Nephrology	36.8%	15.9%	15.9%	5.0%	14.4%	11.9%
Paediatric Dentistry	21.4%	14.6%	24.0%	8.3%	25.0%	6.8%
Endocrinology	5.0%	2.5%	1.9%	1.3%	1.3%	88.1%
Restorative Dentistry	8.9%	6.7%	1.1%	0.0%	2.2%	81.1%
Thoracic Medicine	43.5%	1.6%	0.0%	0.0%	0.0%	54.8%
Radiology	16.1%	7.1%	7.1%	5.4%	7.1%	57.1%
Paediatric Neurology	27.0%	18.9%	27.0%	10.8%	2.7%	13.5%
Clinical Oncology	91.4%	8.6%	0.0%	0.0%	0.0%	0.0%
Haematology (Clinical)	90.6%	0.0%	0.0%	0.0%	3.1%	6.3%
Geriatric Medicine	9.9%	5.8%	7.2%	3.5%	14.5%	59.1%
Anaesthetics	4.5%	4.0%	6.4%	3.1%	13.5%	68.4%
All Specialties	10.7%	6.9%	7.4%	3.4%	13.5%	58.1%

Source: DoH Inpatient Waiting Times Dataset

¹Refer to Explanatory Notes 1–14

Table 4: Number of completed inpatient and day case waits commissioned by the Health Service: QE December 2018 - QE September 2021²

Quarter Ending	Number of Completed Inpatient and Day Case Waits		
	Within Health Service Hospitals	Independent Sector*	Total Commissioned by Health Service
QE Dec 2018	45,499	2,514	48,013
QE Mar 2019	43,868	6,595	50,463
QE June 2019	42,926	2,262	45,188
QE September 2019	41,082	1,414	42,496
QE December 2019	40,785	2,135	42,920
QE March 2020	36,946	3,346	40,292
QE June 2020 ^R	13,275	1,086	14,361
QE September 2020 ^R	23,690	1,261	24,951
QE December 2020 ^R	24,522	1,696	26,218
QE March 2021 ^R	20,472	4,522	24,994
QE June 2021 ^{PR}	30,074	3,975	34,049
QE September 2021 ^P	26,175	4,819	30,994

Source: Hospital Inpatient System & IS1 Part 2 Return

^P Data are currently provisional

^R Data has been revised

* Not National Statistics

² Refer to Explanatory Notes 1, 4 & 15-17

Table 5: Number of patients waiting for admission to Day Case Procedure Centres (DPC), 30th September 2021

DPC	Number of patients waiting for DPC Admission by Weeks Waiting						Total Waiting
	0 - 6	>6 - 13	>13 - 21	>21 - 26	>26-52	>52	
Varicose Veins	66	57	56	26	45	683	933
Cataracts	434	427	371	177	450	582	2,441
Total	500	484	427	203	495	1,265	3,374

Source: DoH Inpatient Waiting Times Dataset

Appendix 2: Explanatory Notes

1. The sources for the data contained in this release are the DoH Inpatient Waiting Times Dataset, Hospital Inpatient System and IS1 Part 2 Return. These returns collect information from Health and Social Care Trusts on a quarterly basis.

2. The '*Inpatient and Day Case Waiting Times Publication – Supporting Documentation*' booklet details the technical guidance and definitions used, as well as notes on how to use the data contained within this statistical release. This booklet is available to view or download from: <https://www.health-ni.gov.uk/publications/inpatient-and-day-case-waiting-times-supporting-documentation>

3. All of the data contained in the tables are available on a quarterly basis and can be supplied by individual specialty or Provider HSC Trust if this level of detail is required. In addition, quarterly data relating to inpatient and day case waiting times have been published in spreadsheet format (CSV), split by HSC Trust, Specialty, Programme of Care and Intended Management of the patient (i.e. Inpatient Admission or Day Case), in order to aid secondary analysis. These data are available at <https://www.health-ni.gov.uk/articles/inpatient-waiting-times-September-2021>.

4. Information includes patients living outside Northern Ireland and privately funded patients waiting for treatment in Health Service hospitals in Northern Ireland.

5. Inpatient and day case waiting list data comprise the number of patients waiting for inpatient admission to hospital and the number of patients waiting for day case treatment.

6. Inpatient admissions can include both (a) patients admitted electively with the expectation that they will remain in hospital for at least one night, and (b) non-elective admissions (e.g. emergency admissions). A patient who is admitted with either of the above intentions, but who leaves hospital for any reason without staying overnight, is still counted as an inpatient admission.

7. Day Cases are patients admitted electively during the course of a day with the intention of receiving care who do not require the use of a hospital bed overnight and who return home as scheduled. If this original intention is not fulfilled and the patient stays overnight, such a patient is counted as an inpatient admission.

8. The inpatient and day case waiting list figures do not include:

- Patients admitted as emergency cases;
- Outpatients;
- Patients undergoing a planned programme of treatment e.g. a series of admissions for chemotherapy;

- Patients waiting for admission as a regular day or night attender
- Maternity (specialties 510 and 520);
- Patients currently receiving inpatient treatment in hospitals who are included on other waiting lists;
- Patients who are temporarily suspended from waiting lists.

9. Waiting time begins from the date the clinician decided to admit the patient. Patients who cannot attend (CNA) have their waiting time adjusted to commence on the date they informed the HSC Trust they could not attend, while patients who do not attend (DNA) have their waiting time adjusted to commence on the date of the DNA.

10. Some people will be waiting on more than one waiting list or be on the waiting list for more than one outpatient appointment/admission/diagnostic test at the same time due to having more than one condition.

11. The Ministerial target, for inpatient and day case waiting times, as set out in the Health and Social Care (Commissioning Plan) Direction states that, by March 2022, at least 55% of patients should wait no longer than 13 weeks for inpatient or day case treatment, with no patient waiting longer than 52 weeks.

12. A number of inpatient and day case services may not be provided at a patient's local HSC Trust or at each of the five HSC Trusts, and instead are provided at a single regional centre for Northern Ireland. In such circumstances, patients from one HSC Trust area will be waiting to be seen at a service provided at another HSC Trust. Users should therefore be cautious in how they use these data. For example, they should not be used to calculate the total number of patients waiting per head of the population residing within each Trust area, as HSC Trusts that provide services for the whole of Northern Ireland will have a higher number of patients waiting per head of the population than those that provide more localised services. Neither should the actual number of patients waiting longer than the recommended waiting time be used as indicator of poor performance within an individual HSC Trust. Users who require an indication of the latter are advised to refer to the commentary section of the publication which provides an indication of the percentage of total waiters that have been waiting over the maximum recommended waiting times, within each HSC Trust.

13. For Tables 2a, 2b, 3a and 3b, each inpatient and day case waiting time band relates to the number of completed weeks a patient has been waiting for admission for treatment. For example, a patient waiting exactly 6 weeks would be included in the 0-6 week time band and a patient waiting 6 weeks and 1 day would be included in the >6-13 (greater than 6 weeks but waiting no longer than 13 weeks) week time band. Patients waiting 'more than 13 weeks' includes all patients in the >13-21, >21-26,

>26-52 and >52 time bands. Patients waiting 'more than 52 weeks' includes all patients in the >52 time band.

14. Patients waiting for day case endoscopies are included within both inpatient and diagnostic waiting times; as such, figures should not be added together.

15. The total number of completed inpatient waits within HSC hospitals each quarter is sourced from the Hospital Inpatient System. During the financial year, data from the Hospital Inpatient System will be marked as provisional. This is because information on inpatient admissions continuously improves during the year before being finalised. Consequently, quarterly information from the Hospital Inpatient System, for the most recent financial year, will be revised on a quarterly basis.

16. The number of completed inpatient waits within HSC hospitals each quarter do not include:

- Elective planned patients
- Emergency patients
- Maternity (specialties 510 and 520)
- Private patients
- Amenity patients
- Mental Health and Learning Disability patients
- Others (including transfers)

17. The numbers of patients who received inpatient treatment, commissioned by the Health Service, in the Independent Sector, are provided by the HSC Board. They are not National Statistics and they have not been validated by the Department, however, they have been included to provide users with a comprehensive view of completed inpatient waits during each quarter.

18. HIB surveyed data providers during 2011/12 to ascertain the cost of producing, validating and submitting the information required for this publication. This relates to the time taken to generate, validate and submit data, over and above what is already required by their organisation for internal performance management purposes. The annual cost to data providers of compliance with HIB's requirements for this publication, based on HSC salary costs at the time of the survey, was £1,670.

19. Figures relating to inpatient and day case waiting times for the quarter ending 31st December 2021 will be released on Thursday 24th February 2022.

Appendix 3: National Statistics

Data contained within this publication are National Statistics except for information relating to DPC Waiting Lists and or completed inpatient and day case waits.

National Statistics status means that our statistics meet the highest standards of trustworthiness, quality and public value, and it is our responsibility to maintain compliance with these standards.

The statistics last underwent a full assessment against the Code of Practice in 2011 and designation was awarded in March 2013.

Since the assessment by the Office for Statistics Regulation, we have continued to comply with the Code of Practice for Statistics.

Further information on Inpatient and Day Case Waiting Times in Northern Ireland is available from:

Hospital Information Branch
Information & Analysis Directorate
Department of Health
Stormont Estate
Belfast, BT4 3SQ

✉ Email: statistics@health-ni.gov.uk

This Statistical bulletin and others published by Hospital Information Branch are available to download from the DoH Internet site at:

<https://www.health-ni.gov.uk/topics/doh-statistics-and-research>