

INFORMATION  
ANALYSIS  
DIRECTORATE



# Northern Ireland Waiting Time Statistics: Outpatient Waiting Times Quarter Ending March 2019



Department of  
**Health**  
An Roinn Sláinte  
Máinnstríe O Poustle  
[www.health-ni.gov.uk](http://www.health-ni.gov.uk)

# Reader Information

---

**Purpose:** This statistical release presents information on waiting times for a first consultant-led outpatient appointment in Northern Ireland and reports on the performance of the Health and Social Care (HSC) Trusts against the 2018/19 Ministerial waiting time target, which states that:

*“By March 2019, 50% of patients should wait no longer than 9 weeks for a first outpatient appointment; with no patient waiting longer than 52 weeks.”*

This statistical release details information on the number of patients waiting, and length of time waiting, for a first consultant-led outpatient appointment in HSC Trusts at 31<sup>st</sup> March 2019. It also includes activity for a first consultant-led outpatient appointment commissioned by the Health Service during the quarter ending March 2019. Data are presented by HSC Trust, specialty and time band. Information on Integrated Clinical Assessment and Treatment Services (ICATS) waiting times are available in the accompanying CSV file.

**Statistical Quality:** The ‘*Outpatient Waiting Times Publication – Supporting Documentation*’ booklet details the technical guidance and definitions used, as well as notes on how to use the data contained within this statistical release. This booklet is available to view or download from:

<https://www.health-ni.gov.uk/publications/outpatient-waiting-times-supporting-documentation>

**Internet:** <https://www.health-ni.gov.uk/articles/outpatient-waiting-times>

**Authors:** Jennifer Finlay, Mary Farrelly, Siobhán Morgan

**Publication Date:** Thursday 30<sup>th</sup> May 2019

**Reporting Period:** 1<sup>st</sup> January 2019 – 31<sup>st</sup> March 2019

**Issued by:** Hospital Information Branch  
Information & Analysis Directorate  
Department of Health  
Stormont Estate, Belfast, BT4 3SQ

**Contact Information and further copies:** [statistics@health-ni.gov.uk](mailto:statistics@health-ni.gov.uk)

**Target audience:** Department of Health (DoH), Chief Executives of the HSC Board and Trusts in Northern Ireland, health care professionals, Health & Social Care stakeholders, academics, the media and the general public.

**Price:** Free

**Copyright:** This publication is Crown copyright and may be reproduced free of charge in any format or medium. Any material used must be acknowledged, and the title of the publication specified.

## Contents

Total number of patients waiting for a first consultant-led outpatient appointment	4
Patients waiting longer than 9 weeks for a first consultant-led outpatient appointment	5
Patients waiting longer than 52 weeks for a first consultant-led outpatient appointment	6
Patients waiting for a first consultant-led outpatient appointment at a Regional Assessment and Surgical Centre	7
Completed waits for a first consultant-led outpatient appointment commissioned by the Health Service	8
Appendix 1: Tables	9
Appendix 2: Explanatory Notes	13

By March 2019, 50% of patients should wait no longer than 9 weeks for a first outpatient appointment, and no patient should wait longer than 52 weeks.

## Total number of patients waiting at 31<sup>st</sup> March 2019

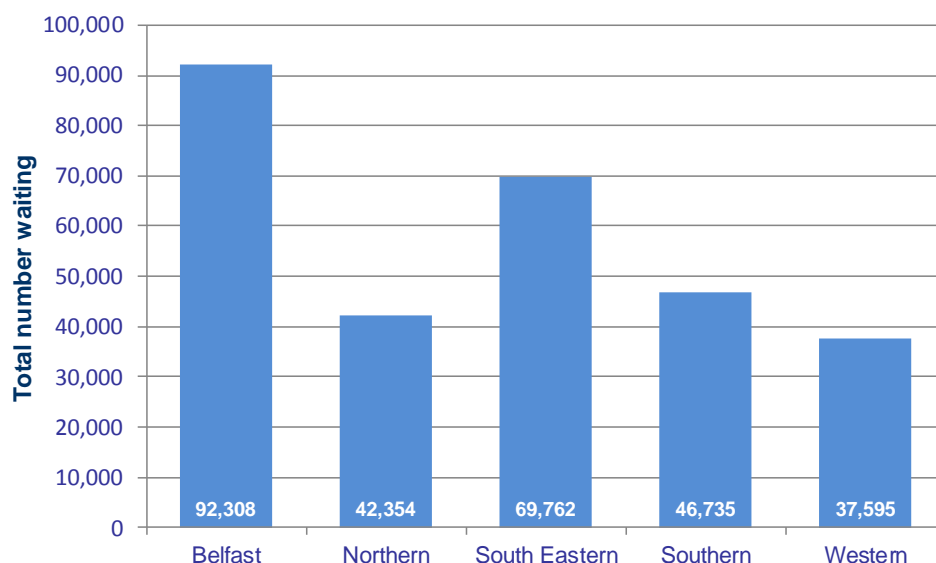
There were  
**288,754 patients**  
waiting for a first outpatient  
appointment in Northern  
Ireland

An **increase of 2.5%** on  
the previous quarter

An **increase of 7.0%** on  
the same quarter last year

Source: CH3 Return

At 31<sup>st</sup> March 2019, a total of 288,754 patients were waiting for a first consultant-led outpatient appointment, 2.5% (7,003) more than at 31<sup>st</sup> December 2018 (281,751) and 7.0% (18,920) more than at 31<sup>st</sup> March 2018 (269,834) (Table 1).



Source: CH3 Return

Just under one third (32.0%) of those waiting for a first consultant-led outpatient appointment were in the Belfast HSC Trust, with a further 24.2% in the South Eastern HSC Trust, 16.2% in the Southern HSC Trust, 14.7% in the Northern HSC Trust and 13.0% in the Western HSC Trust (Table 2b).

Over two thirds (60.6%, 175,058) of the 288,754 patients were waiting for a first outpatient appointment in one of the following specialties: Ear, Nose and Throat (ENT) (36,765); General Surgery (28,382); Ophthalmology (26,374); Trauma and Orthopaedic (T&O) Surgery (25,559); Dermatology (21,241); Neurology (19,438) and Gynaecology (17,299) (Table 3b).

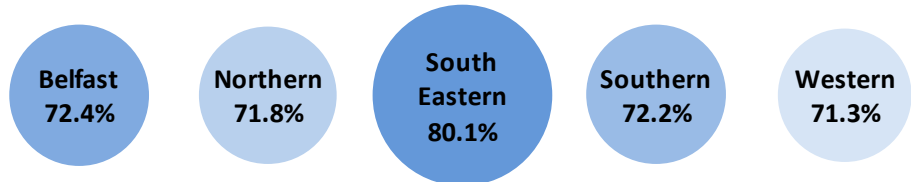
A number of outpatient services may not be provided at a patient's local HSC Trust, and instead are provided at regional centres for Northern Ireland. As patients are reported against the HSC Trust responsible for the service to which they have been referred, users should be cautious in how they use these data (see explanatory note 9).

## Patients waiting more than 9 weeks at 31<sup>st</sup> March 2019

By March 2019, 50% of patients should wait no longer than 9 weeks for a first outpatient appointment

This element was **not achieved** by Northern Ireland as a whole

**74.0%**  
of patients  
were waiting longer  
than 9 weeks



### Percentage waiting over 9 weeks

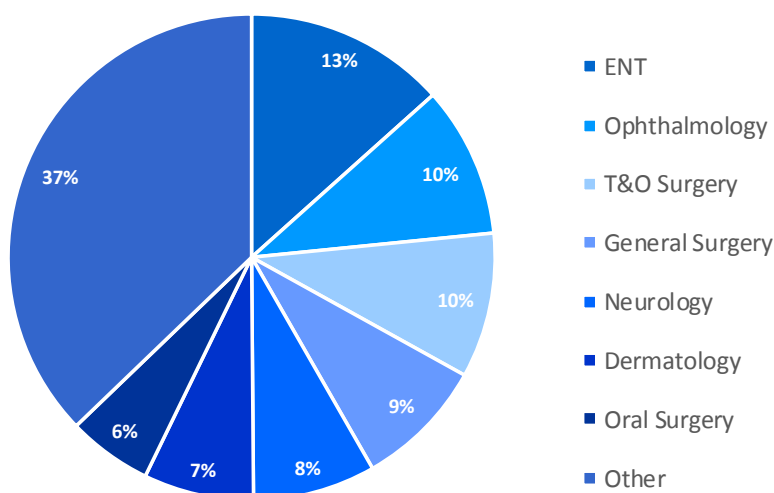
Source: CH3 Return

Achievement of the 9 week target requires that less than 50% of patients should be waiting over 9 weeks for a first consultant-led outpatient appointment.

Almost three quarters (74.0%, 213,708) of patients were waiting more than 9 weeks for a first consultant-led outpatient appointment at 31<sup>st</sup> March 2019, compared with 75.9% (213,758) at 31<sup>st</sup> December 2018 and 73.5% (198,296) at 31<sup>st</sup> March 2018 (Table 1).

At 31<sup>st</sup> March 2019, the 9 week element of the target was not achieved by Northern Ireland as a whole or by any individual HSC Trust (Table 2a). Data users should be aware that not all outpatient services are provided at every HSC Trust (see explanatory note 9).

Patients waiting more than 9 weeks by speciality



Source: CH3 Return

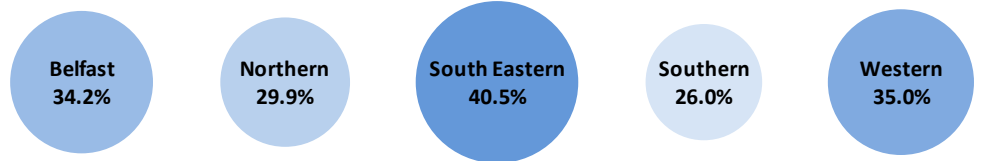
More than three-fifths (62.8%, 134,224) of the 213,708 patients waiting more than 9 weeks for a first consultant-led outpatient appointment at 31<sup>st</sup> March 2019 were waiting for one of the following specialties: Ear, Nose and Throat (ENT); Ophthalmology; Trauma and Orthopaedic (T&O) Surgery; General Surgery; Neurology; Dermatology and Oral Surgery (Table 3a).

## Patients waiting more than 52 weeks at 31<sup>st</sup> March 2019

By March 2019, no patient should wait longer than 52 weeks for a first outpatient appointment

This element was **not achieved** by Northern Ireland as a whole

**97,851**  
patients  
were waiting longer  
than 52 weeks



Percentage waiting over 52 weeks

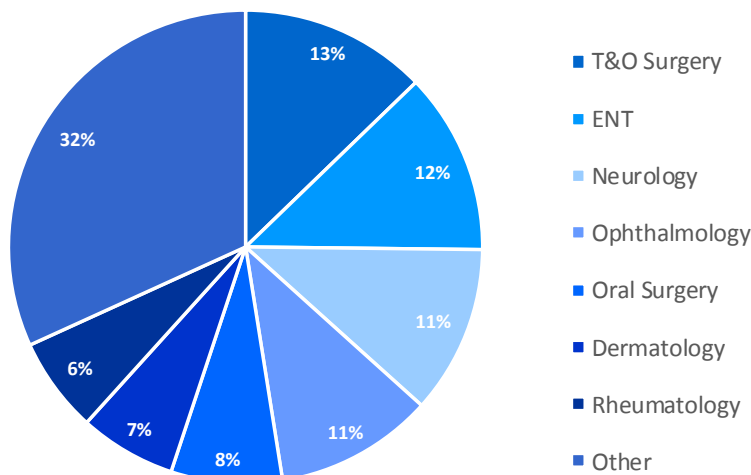
Source: CH3 Return

At 31<sup>st</sup> March 2019, 33.9% (97,851) of patients were waiting more than 52 weeks for a first consultant-led outpatient appointment, compared with 33.7% (94,953) at 31<sup>st</sup> December 2018, and 30.9% (83,392) at 31<sup>st</sup> March 2018 (Table 1).

At 31<sup>st</sup> March 2019, the 52 week element of the target was not achieved by Northern Ireland as a whole or by any individual HSC Trust (Table 2a). Data users should be aware that not all outpatient services are provided at every HSC Trust (see explanatory note 9).

Over two fifths (40.5%, 28,280) of patients in the South Eastern HSC Trust were waiting longer than 52 weeks at 31<sup>st</sup> March 2019, 35.0% (13,147) in the Western HSC Trust, 34.2% (31,566) in the Belfast HSC Trust, 29.9% (12,684) in the Northern HSC Trust and 26.0% (12,174) in the Southern HSC Trust (Table 2a).

Patients waiting more than 52 weeks by speciality



Source: CH3 Return

A total of 68.2% (66,734) of the 97,851 patients waiting more than 52 weeks for a first consultant-led outpatient appointment were in one of the following specialties: Trauma and Orthopaedic (T&O) Surgery; Ear, Nose and Throat (ENT); Neurology; Ophthalmology; Oral Surgery; Dermatology and Rheumatology (Table 3a).

## Patients waiting for a first consultant-led outpatient appointment at a Regional Assessment and Surgical Centre

In October 2016 the then Health Minister launched 'Health and Wellbeing 2026: Delivering Together,' a strategy which underpins the Northern Ireland Executive's draft Programme for Government ambition to support people to lead long, healthy and active lives.

As part of this strategy, the Elective Care Plan was published in February 2017 which stated that 'Regional Elective Care Assessment and Treatment Centres will be established to deliver large volumes of assessments and non-complex routine surgery across a broad range of specialties.' In December 2018, prototype 'Regional Assessment and Surgical Centres' (RASCs) became operational for the surgical treatment of Cataracts and Varicose Veins. Patients waiting for either of these procedures can now be referred to a RASC for treatment rather than attend the hospital site they may have been referred to previously.

RASCs have been set up in the following locations:

RASC	Location(s) of Regional Centre
Cataracts	Mid Ulster Hospital (Northern HSC Trust) Down Hospital (South Eastern HSC Trust) South Tyrone Hospital (Southern HSC Trust)
Varicose Veins	Lagan Valley Hospital (South Eastern HSC Trust) Omagh Urgent Care and Treatment Centre (Western HSC Trust)

Due to these changes in operational service delivery and concomitant changes in how Outpatient waiting times are recorded, the following data and information about RASC Waiting Lists is provisional and subject to revision.

At 31<sup>st</sup> March 2019, 724 patients were waiting to be seen for a first consultant-led outpatient appointment at a Cataracts RASC (Table 5a).

## Completed waits for a first outpatient appointment commissioned by the Health Service during quarter ending March 2019

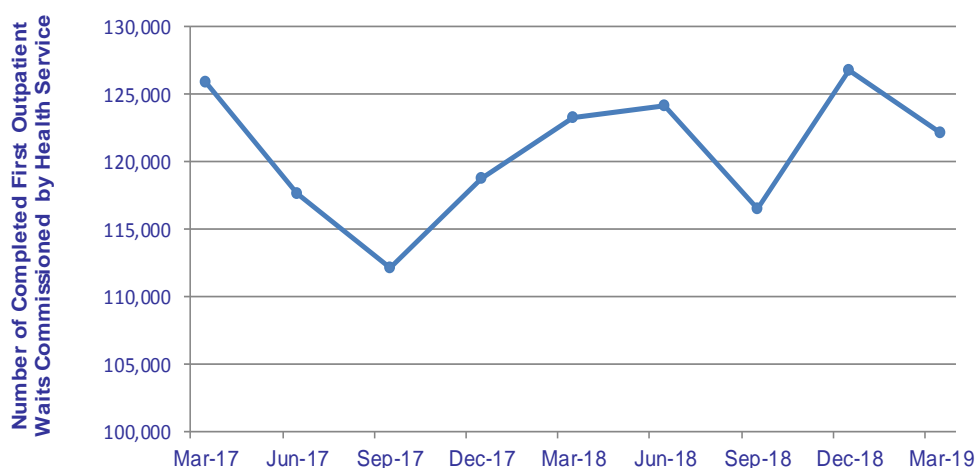
There were  
**122,080**  
first outpatient  
attendances  
commissioned by the Health  
Service

A **decrease** of **3.7%** on  
the previous quarter

A **decrease** of **1.0%** on  
the same quarter last year

Source: QOAR and IS1 Part 1 Returns

There were 119,379 attendances for a first consultant-led outpatient appointment in Health Service hospitals in Northern Ireland during the quarter ending March 2019. This was 4.1% (5,101) less than during the quarter ending December 2018 (124,480), and 1.3% (1,588) less than during the quarter ending March 2018 (120,967) (Table 4).



Source: QOAR and IS1 Part 1 Returns  
Note: Data for the latest 4 quarters are provisional

During the quarter ending March 2019, 2,701 Health Service patients attended a first outpatient appointment within the Independent Sector. This was 19.2% (436) more than the number who attended during the quarter ending December 2018 (2,265), and 16.0% (373) more than the number who attended in the same quarter last year (2,328) (Table 4).

When the number of attendances commissioned by the Health Service within the Independent Sector during the quarter ending March 2019 (2,701) is combined with that for outpatients attending a first outpatient appointment in Health Service hospitals during the same period (119,379), provisional figures indicate that (122,080) outpatients attended a first appointment in Northern Ireland commissioned by the Health Service (Table 4). This is a decrease of 3.7% (4,665) on the number seen during the quarter ending December 2018 (126,745), and 1.0% (1,215) less than during the quarter ending March 2018 (123,295).



## Appendix 1: Tables

**Table 1: Quarterly outpatient waiting lists – 31<sup>st</sup> March 2019<sup>1</sup>**

First Consultant-Led Outpatient Appointment	Current Quarter 31 Mar 2019	Previous Quarter 31 Dec 2018	Same Quarter Last Year 31 Mar 2018
Total Patients Waiting	288,754	281,751	269,834
Number waiting over 9 weeks	213,708	213,758	198,296
<i>Percentage waiting over 9 weeks</i>	74.0%	75.9%	73.5%
Number waiting over 52 weeks	97,851	94,953	83,392

Source: CH3 Return

<sup>1</sup>Refer to Explanatory Notes 1–10 & 13-14

**Table 2a: Number of patients waiting for a first consultant-led outpatient appointment by HSC Trust and weeks waiting – 31<sup>st</sup> March 2019<sup>1</sup>**

HSC Trust	Patients waiting for a first consultant-led outpatient appointment, by weeks waiting							Total Waiting
	0 - 6	>6 - 9	>9 - 12	>12 - 15	>15 - 18	>18 - 52	>52	
Belfast	18,902	6,553	4,558	2,485	3,545	24,699	31,566	92,308
Northern	8,776	3,151	2,432	1,244	1,804	12,263	12,684	42,354
South Eastern	10,328	3,558	2,975	1,675	2,420	20,526	28,280	69,762
Southern	9,639	3,331	2,564	1,361	1,974	15,692	12,174	46,735
Western	8,314	2,494	1,926	1,007	1,462	9,245	13,147	37,595
<b>Total</b>	<b>55,959</b>	<b>19,087</b>	<b>14,455</b>	<b>7,772</b>	<b>11,205</b>	<b>82,425</b>	<b>97,851</b>	<b>288,754</b>

Source: CH3 Return

<sup>1</sup>Refer to Explanatory Notes 1–10 & 13-14

**Table 2b: Percentage of patients waiting for a first consultant-led outpatient appointment by HSC Trust and weeks waiting – 31<sup>st</sup> March 2019<sup>1</sup>**

HSC Trust	Patients waiting for a first consultant-led outpatient appointment, by weeks waiting						
	0 - 6	>6 - 9	>9 - 12	>12 - 15	>15 - 18	>18 - 52	>52
Belfast	20.5%	7.1%	4.9%	2.7%	3.8%	26.8%	34.2%
Northern	20.7%	7.4%	5.7%	2.9%	4.3%	29.0%	29.9%
South Eastern	14.8%	5.1%	4.3%	2.4%	3.5%	29.4%	40.5%
Southern	20.6%	7.1%	5.5%	2.9%	4.2%	33.6%	26.0%
Western	22.1%	6.6%	5.1%	2.7%	3.9%	24.6%	35.0%
<b>Total</b>	<b>19.4%</b>	<b>6.6%</b>	<b>5.0%</b>	<b>2.7%</b>	<b>3.9%</b>	<b>28.5%</b>	<b>33.9%</b>

Source: CH3 Return

<sup>1</sup>Refer to Explanatory Notes 1–10 & 13-14

**Table 3a: Number of patients waiting for a first consultant-led outpatient appointment by weeks waiting and specialty – 31<sup>st</sup> March 2019<sup>1</sup>**

Specialty	Patients waiting for a first consultant-led outpatient appointment, by weeks waiting							Total Waiting
	0 - 6	>6 - 9	>9 - 12	>12 - 15	>15 - 18	>18 - 52	>52	
ENT	6,001	2,184	1,750	883	1,382	12,416	12,149	<b>36,765</b>
General Surgery	7,408	2,447	1,852	984	1,286	9,058	5,347	<b>28,382</b>
Ophthalmology	3,543	1,392	1,120	642	1,012	8,077	10,588	<b>26,374</b>
T&O Surgery	3,908	1,028	797	474	756	6,107	12,489	<b>25,559</b>
Dermatology	4,247	1,350	1,090	506	750	6,834	6,464	<b>21,241</b>
Neurology	1,391	632	529	307	494	4,836	11,249	<b>19,438</b>
Gynaecology	5,453	1,600	974	453	672	4,083	4,064	<b>17,299</b>
Oral Surgery	1,183	429	358	220	398	3,586	7,434	<b>13,608</b>
Rheumatology	1,635	600	472	292	435	3,477	6,361	<b>13,272</b>
Paediatrics	3,695	1,447	1,113	589	738	3,086	2,330	<b>12,998</b>
Gastroenterology	1,874	639	498	280	389	3,390	4,643	<b>11,713</b>
Cardiology	3,712	1,349	1,066	598	646	2,582	351	<b>10,304</b>
General Medicine	1,636	576	404	210	276	1,859	4,865	<b>9,826</b>
Thoracic Medicine	1,569	637	437	238	338	2,578	2,989	<b>8,786</b>
Urology	1,917	514	375	201	296	2,501	2,505	<b>8,309</b>
Pain Management	932	360	332	227	361	3,510	1,806	<b>7,528</b>
Plastic Surgery	699	288	197	125	188	1,625	1,947	<b>5,069</b>
Geriatric Medicine	941	295	253	99	124	452	63	<b>2,227</b>
Restorative Dentistry	389	180	123	66	97	487	1	<b>1,343</b>
Other	3,826	1,140	715	378	567	1,881	206	<b>8,713</b>
<b>All Specialties</b>	<b>55,959</b>	<b>19,087</b>	<b>14,455</b>	<b>7,772</b>	<b>11,205</b>	<b>82,425</b>	<b>97,851</b>	<b>288,754</b>

Source: CH3 Return

<sup>1</sup>Refer to Explanatory Notes 1–10 & 13-14

**Table 3b: Percentage of patients waiting for a first consultant-led outpatient appointment by weeks waiting and specialty – 31<sup>st</sup> March 2019<sup>1</sup>**

Specialty	Patients waiting for a first consultant-led outpatient appointment, by						
	0 - 6	>6 - 9	>9 - 12	>12 - 15	>15 - 18	>18 - 52	>52
ENT	16.3%	5.9%	4.8%	2.4%	3.8%	33.8%	33.0%
General Surgery	26.1%	8.6%	6.5%	3.5%	4.5%	31.9%	18.8%
Ophthalmology	13.4%	5.3%	4.2%	2.4%	3.8%	30.6%	40.1%
T&O Surgery	15.3%	4.0%	3.1%	1.9%	3.0%	23.9%	48.9%
Dermatology	20.0%	6.4%	5.1%	2.4%	3.5%	32.2%	30.4%
Neurology	7.2%	3.3%	2.7%	1.6%	2.5%	24.9%	57.9%
Gynaecology	31.5%	9.2%	5.6%	2.6%	3.9%	23.6%	23.5%
Oral Surgery	8.7%	3.2%	2.6%	1.6%	2.9%	26.4%	54.6%
Rheumatology	12.3%	4.5%	3.6%	2.2%	3.3%	26.2%	47.9%
Paediatrics	28.4%	11.1%	8.6%	4.5%	5.7%	23.7%	17.9%
Gastroenterology	16.0%	5.5%	4.3%	2.4%	3.3%	28.9%	39.6%
Cardiology	36.0%	13.1%	10.3%	5.8%	6.3%	25.1%	3.4%
General Medicine	16.6%	5.9%	4.1%	2.1%	2.8%	18.9%	49.5%
Thoracic Medicine	17.9%	7.3%	5.0%	2.7%	3.8%	29.3%	34.0%
Urology	23.1%	6.2%	4.5%	2.4%	3.6%	30.1%	30.1%
Pain Management	12.4%	4.8%	4.4%	3.0%	4.8%	46.6%	24.0%
Plastic Surgery	13.8%	5.7%	3.9%	2.5%	3.7%	32.1%	38.4%
Geriatric Medicine	42.3%	13.2%	11.4%	4.4%	5.6%	20.3%	2.8%
Restorative Dentistry	29.0%	13.4%	9.2%	4.9%	7.2%	36.3%	0.1%
Other	43.9%	13.1%	8.2%	4.3%	6.5%	21.6%	2.4%
<b>All Specialties</b>	<b>19.4%</b>	<b>6.6%</b>	<b>5.0%</b>	<b>2.7%</b>	<b>3.9%</b>	<b>28.5%</b>	<b>33.9%</b>

Source: CH3 Return

<sup>1</sup>Refer to Explanatory Notes 1–10 & 13-14

**Table 4: Number of completed waits for a first consultant-led outpatient appointment commissioned by the Health Service: QE March 2017 - QE March 2019<sup>2</sup>**

Quarter Ending	Number of Completed First Outpatient Waits		
	Within Health Service Hospitals	Independent Sector*	Total Commissioned by Health Service
Mar-17	124,143	1,725	125,868
Jun-17	117,101	555	117,656
Sep-17	110,935	1,109	112,044
Dec-17	117,820	880	118,700
Mar-18	120,967	2,328	123,295
Jun-18	123,375	728	124,103
Sep-18 (p)	114,806	1,663	116,469
Dec-18 (p)	124,480	2,265	126,745
Mar-19 (p)	119,379	2,701	122,080

Source: QOAR and IS1 Part 1 Returns

(p) Data are currently provisional

\* Not National Statistics

<sup>2</sup>Refer to Explanatory Notes 1-2, 4 & 11-14

**Table 5a: Number of patients waiting for a first consultant-led outpatient appointment at a Cataracts Regional Assessment and Surgical Centre, by HSC Trust and weeks waiting, 31<sup>st</sup> March 2019**

Trust	Weeks Waiting							Total Waiting
	0 - 6	>6 - 9	>9 - 12	>12 - 15	>15 - 18	>18 - 52	>52	
Belfast	0	0	0	0	0	0	0	0
Northern	0	0	0	0	0	0	0	0
South Eastern	0	0	0	0	0	0	0	0
Southern	0	0	0	0	0	0	0	0
Western	265	133	113	42	41	126	4	724
<b>Total</b>	<b>265</b>	<b>133</b>	<b>113</b>	<b>42</b>	<b>41</b>	<b>126</b>	<b>4</b>	<b>724</b>

Source: CH3 Return

## Appendix 2: Explanatory Notes

1. The sources for the data contained in this release are the DoH CH3, QOAR and IS1 Part 1 Returns. These returns collect information from Health and Social Care Trusts on a quarterly basis.
2. The '*Outpatient Waiting Times Publication – Supporting Documentation*' booklet details the technical guidance and definitions used, as well as notes on how to use the data contained within this statistical release. This booklet is available to view or download from: <https://www.health-ni.gov.uk/articles/outpatient-waiting-times>.
3. All of the data contained in the tables are available on a quarterly basis and can be supplied by individual specialty or Provider HSC Trust if this level of detail is required. In addition, quarterly data relating to waiting times for a first consultant-led outpatient appointment have been published in spreadsheet format (CSV), split by HSC Trust, Specialty and Programme of Care, in order to aid secondary analysis. These data are available at <https://www.health-ni.gov.uk/publications/northern-ireland-waiting-time-statistics-outpatient-waiting-times-march-2019>.
4. Information includes patients living outside Northern Ireland and privately funded patients waiting for treatment in Health Service hospitals in Northern Ireland.
5. Outpatient waiters are defined as patients still waiting for their first outpatient appointment at the end of the quarter, including those who have cancelled or missed a previous appointment. An outpatient appointment is to enable a patient to see a consultant, a member of their team or locum for such a member, in respect of one referral. Waiting time for a first outpatient appointment begins on the date the HSC Trust receives a referral for a first outpatient appointment and ends on the date a patient attends a first outpatient appointment. Patients who cannot attend (CNA) have their waiting time adjusted to commence on the date they informed the HSC Trust they could not attend, while patients who do not attend (DNA) have their waiting time adjusted to commence on the date of their DNA.
6. From 1<sup>st</sup> April 2014, Oral Surgery services undertaken by consultants contracted to the South Eastern HSC Trust were centralised, meaning that records for patients waiting for this service in both the Northern and Southern HSC Trusts are now held and managed in the South Eastern HSC Trust. A breakdown of the waiting times for these patients broken down by HSC Trust has been provided in the spreadsheet located at: <https://www.health-ni.gov.uk/publications/northern-ireland-waiting-time-statistics-outpatient-waiting-times-march-2019>.

7. Each outpatient waiting time band relates to the number of completed weeks a patient has been waiting for outpatient assessment. For example, a patient waiting exactly 6 weeks would be included in the 0-6 week time band and a patient waiting 6 weeks and 1 day would be included in the >6-9 (greater than 6 weeks but waiting no longer than 9 weeks) time band. The Ministerial target, for outpatient waiting times, as set out in the Health and Social Care (Commissioning Plan) Direction states that by March 2019, 50% of patients should wait no longer than nine weeks for a first outpatient appointment, with no patient waiting longer than 52 weeks.
8. Some people will be waiting on more than one waiting list or be on the waiting list for more than one outpatient appointment/admission/diagnostic test at the same time due to having more than one condition.
9. The Ministerial target, for outpatient waiting times, as set out in the Health and Social Care (Commissioning Plan) Direction states that by March 2019, 50% of patients should wait no longer than nine weeks for a first outpatient appointment, with no patient waiting longer than 52 weeks.
10. A number of outpatient services may not be provided at a patient's local HSC Trust or at each of the five HSC Trusts, and instead are provided at a single regional centre for Northern Ireland. In such circumstances, patients from one HSC Trust area will be waiting to be seen at a service provided at another HSC Trust. In some cases a consultant from one HSC Trust may provide a 'visiting' service at another HSC Trust, and so the patient may not be reported at the HSC Trust at which they attend. Users should therefore be cautious in how they use these data. For example, they should not be used to calculate the total number of patients waiting per head of the population residing within each Trust area, as HSC Trusts that provide services for the whole of Northern Ireland will have a higher number of patients waiting per head of the population than those that provide more localised services. Neither should the actual number of patients waiting longer than the recommended waiting time be used as indicator of poor performance within an individual HSC Trust. Users who require an indication of the latter are advised to refer to the commentary section of the publication which provides an indication of the percentage of total waiters that have been waiting over the maximum recommended waiting times, within each HSC Trust.
11. The total number of completed outpatient waits each quarter, within HSC hospitals, is derived as the total number of attendances at a first outpatient appointment from the Departmental Quarterly Outpatient Activity Return (QOAR).
12. The number of patients who received an outpatient assessment, commissioned by the Health Service, in the Independent Sector is collected on the IS1 Part 1 Return. These figures are

provided by the HSC Board. They are published for each transferring Health and Social Care Trust (Trust responsible for the patient's waiting time). They are not National Statistics and they have not been validated by the Department; however, they have been included to provide users with a comprehensive view of completed outpatient waits during each quarter.

13. HIB surveyed data providers during 2011/12 to ascertain the cost of producing, validating and submitting the information required for this publication. This relates to the time taken to generate, validate and submit data, over and above what is already required by their organisation for internal performance management purposes. The cost to data providers of compliance within HIB's requirements for this publication, based on HSC salary costs, was £3,110.
14. Figures relating to outpatient waiting times for the quarter ending 30<sup>th</sup> June 2019 will be released on Thursday 29<sup>th</sup> August 2019.

**Further information on Outpatient Waiting Times in Northern Ireland is available from:**

Hospital Information Branch  
Information & Analysis Directorate  
Department of Health  
Stormont Estate  
Belfast, BT4 3SQ

✉ Email: [statistics@health-ni.gov.uk](mailto:statistics@health-ni.gov.uk)

**This Statistical bulletin and others published by Hospital Information Branch are available to download from the DoH Internet site at:**

<https://www.health-ni.gov.uk/topics/doh-statistics-and-research>