

HMRC RTI Payrolled Employees by Industry

Theme: Labour Market

Frequency: Adhoc

Geographical Area: Northern Ireland

November 2021

HM Revenue and Customs' (HMRC's) Pay As You Earn (PAYE) Real Time Information (RTI) system is the system employers use to take Income Tax and National Insurance contributions before they pay wages to employees. These data relate to employees paid by employers only, and do not include those who are self-employed. Data are based on where employees live and not the location of their place of work within the UK. Data are seasonally adjusted but not adjusted for inflation. As employees who are "furloughed" as part of the Coronavirus Job Retention Scheme programme should still have their payments reported through this system, they should feature in these data.

The data are classed as Experimental Statistics as the methodologies used to produce the statistics are still in their development phase. Estimates may be subject to revision and a revision triangle is available [here](#).

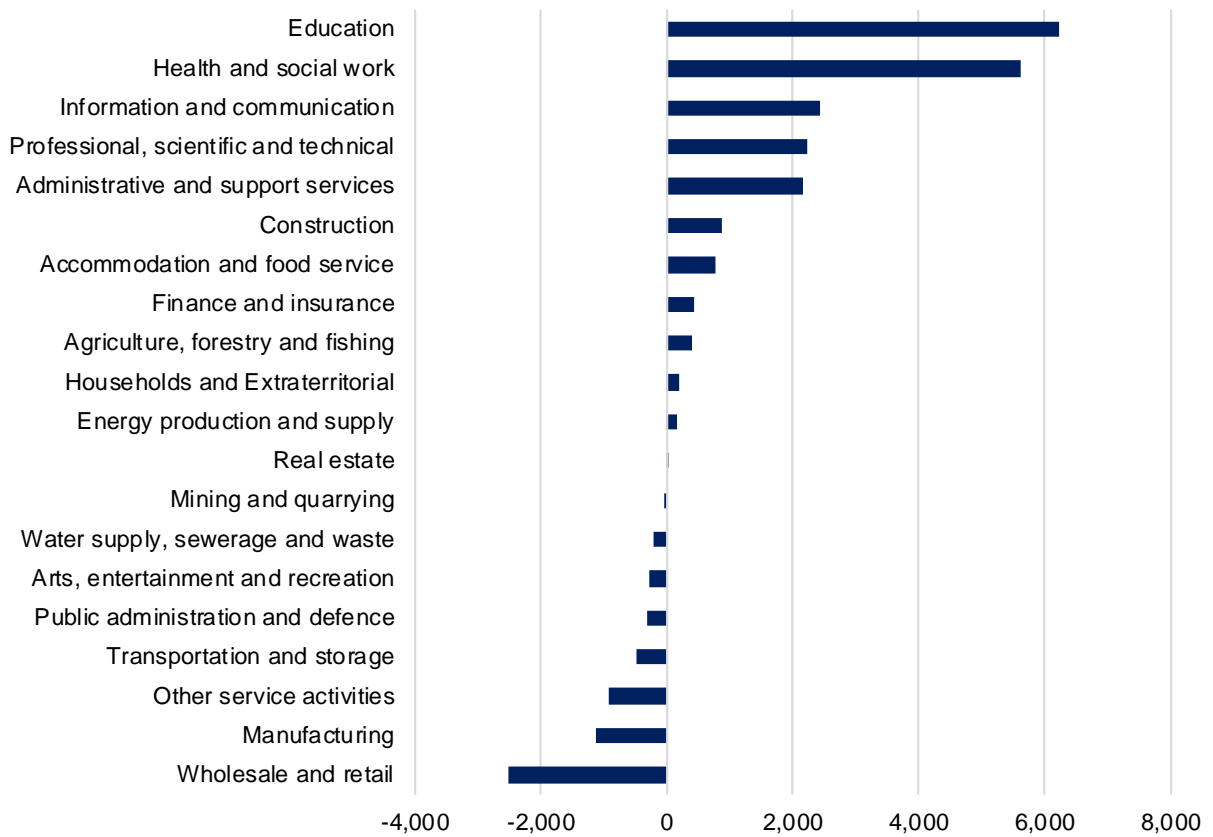
On 16th November 2021, the monthly employee earnings statistics from the HMRC Pay As You Earn (PAYE) Real Time Information (RTI) system were published. For the first time, Industry breakdowns were made available for these earnings statistics.

The full suite of tables are available to view at [HMRC PAYE RTI earnings and employment | Northern Ireland Statistics and Research Agency \(nisra.gov.uk\)](#).

Key points

- The latest HMRC PAYE data showed the number of payrolled employees has increased for eleven consecutive months to the highest level on record in October 2021. The number of payrolled employees in October was 2.1% above those recorded in March 2020 pre-COVID.
- Whilst the number of payrolled employees has increased in a number of sectors between March 2020 (pre-COVID) and October 2021, several sectors remain below the pre-COVID level, such as the 'Wholesale and retail' and 'Manufacturing' sectors.
- The 'Education' sector reported the largest increase across all sectors in the number of payrolled employees between March 2020 (pre-COVID) and October 2021, with an increase of over 6,000 employees.
- Payrolled employees in the 'Accommodation and food service activities' sector have been above the pre-COVID figure since July 2021, after a decrease of almost 6,000 between March 2020 and April 2021.
- In October 2021, the payrolled employees in the 'Wholesale and retail; repair of motor vehicles' sector remain around 2,500 below the pre-COVID figure. The sector has seen an increase of almost 1,900 payrolled employees since the series low in April 2021.

Figure 1: Change in payrolled employees in Northern Ireland, March 2020 to October 2021



Whilst the latest payrolled employee figures are the highest on record following increases for eleven consecutive months, increases have not been recorded across all industry groups. 8 of the 20 industry sectors remain below the pre-COVID level, with the largest declines recorded in the 'Wholesale and retail' (-2,520) and 'Manufacturing' (-1,130) sectors.

The greatest increases were experienced in the 'Education' (6,220) and 'Health and social work' (5,620) sectors.

Figure 2: Payrolled employees in the ‘Wholesale and retail’ sector in Northern Ireland, March 2020 to October 2021

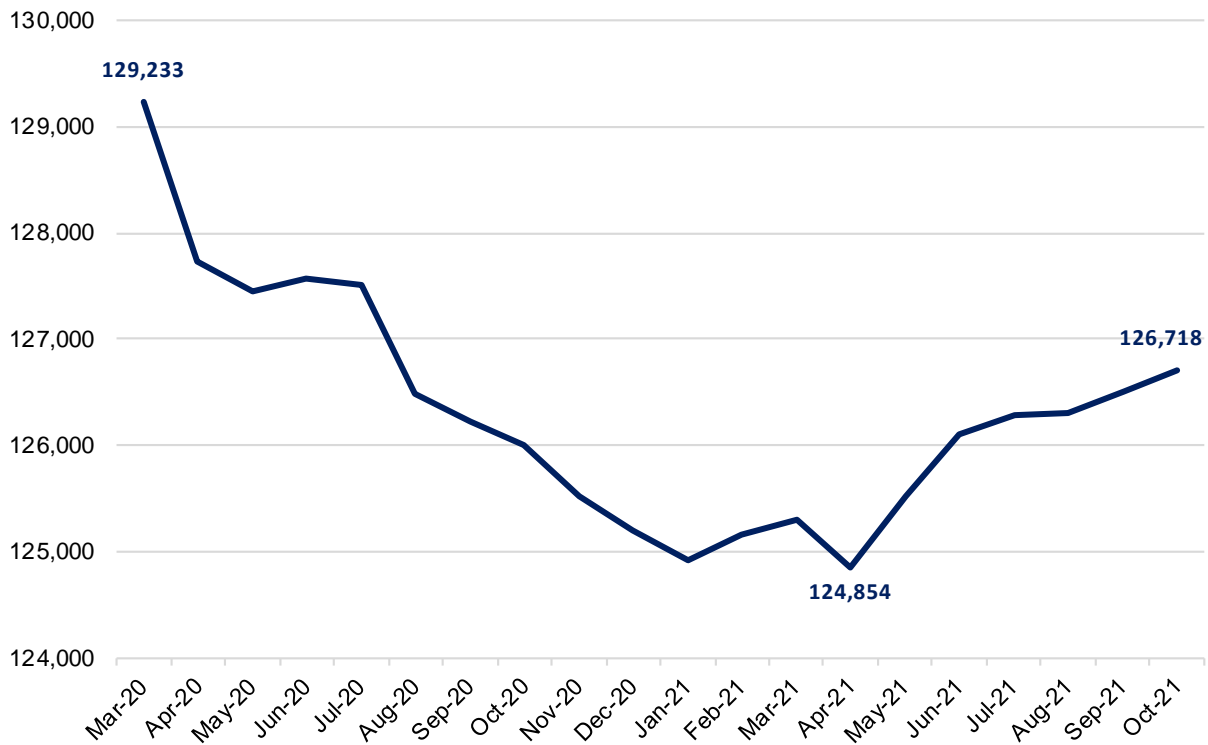


Figure 2 plots the monthly numbers of payrolled employees in the Wholesale and retail’ sector since March 2020 (pre-COVID). In October 2021, the payrolled employees in the ‘Wholesale and retail; repair of motor vehicles’ sector remain around 2,500 below the pre-COVID figure. The sector has seen an increase of almost 1,900 payrolled employees since the recent low point (since March 2020) in April 2021.

Figure 3: Payrolled employees in the 'Education' sector in Northern Ireland, March 2020 to October 2021

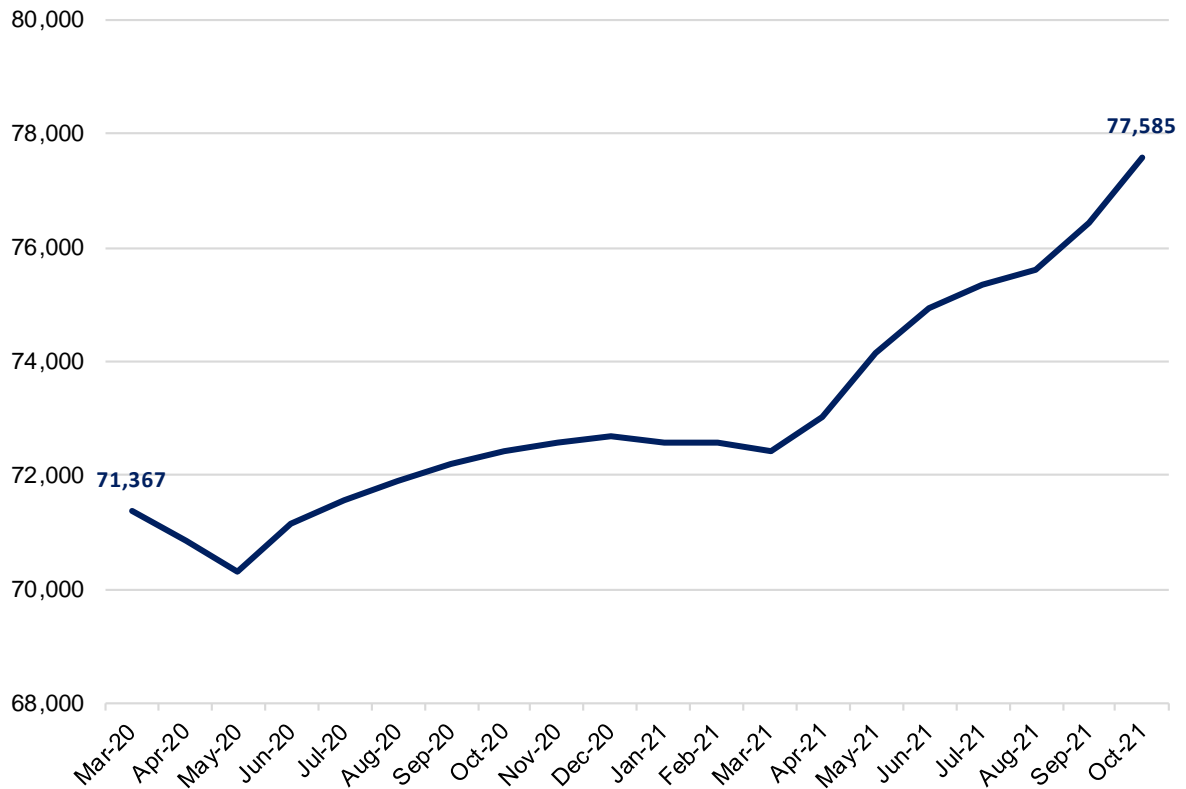
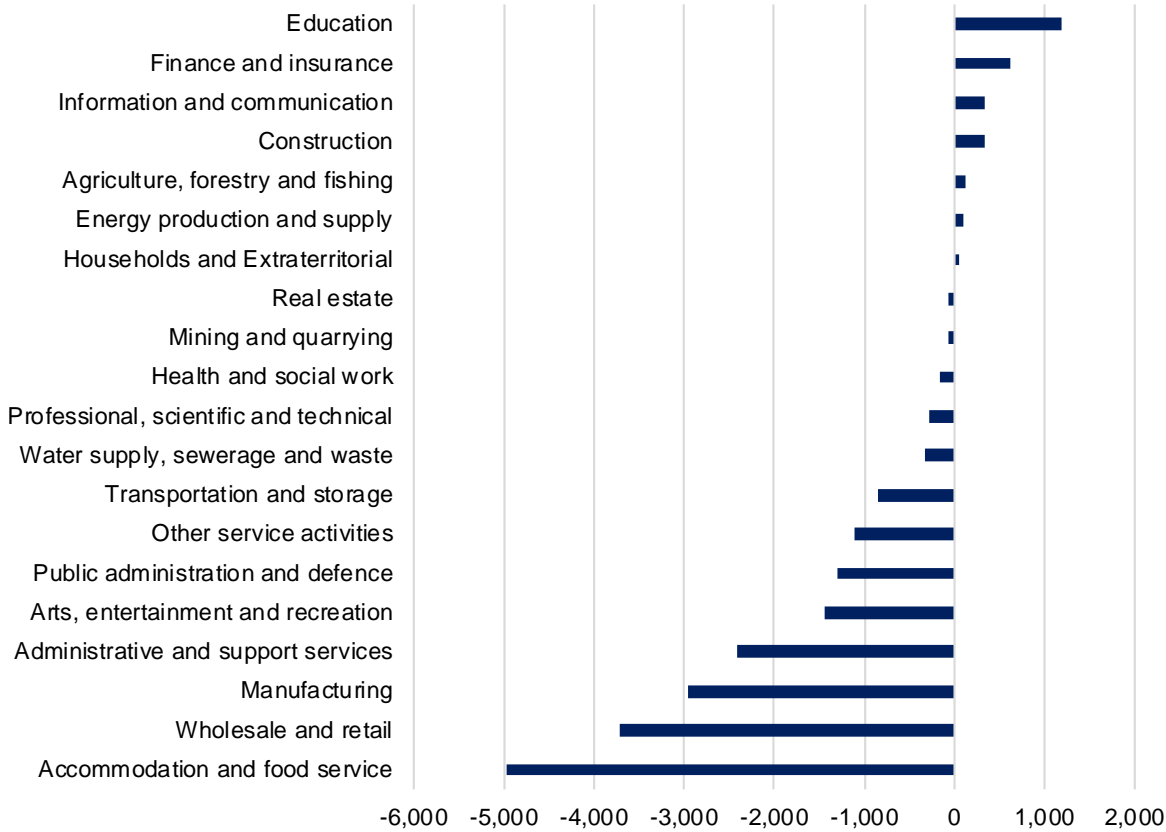


Figure 3 plots the monthly numbers of payrolled employees in the 'Education' sector since March 2020 (pre-COVID). This sector reported the largest increase in payrolled employee numbers of all the sectors between March 2020 and October 2021, with an increase of more than 6,000 employees.

Figure 4: Change in payrolled employees in Northern Ireland, March 2020 to November 2020



From March 2020 (pre-COVID) to November 2020 (lowest point since March 2020), payrolled employees decreased in the majority of sectors (13 out of 20). The greatest increase was recorded in the Education sector (1,200 employees) and the greatest decrease in the ‘Accommodation and food service’ sector (-4,970 employees).

Note: individual low points vary across sectors.

Figure 5: Payrolled employees in 'Accommodation and food service activities' in Northern Ireland, March 2020 to October 2021

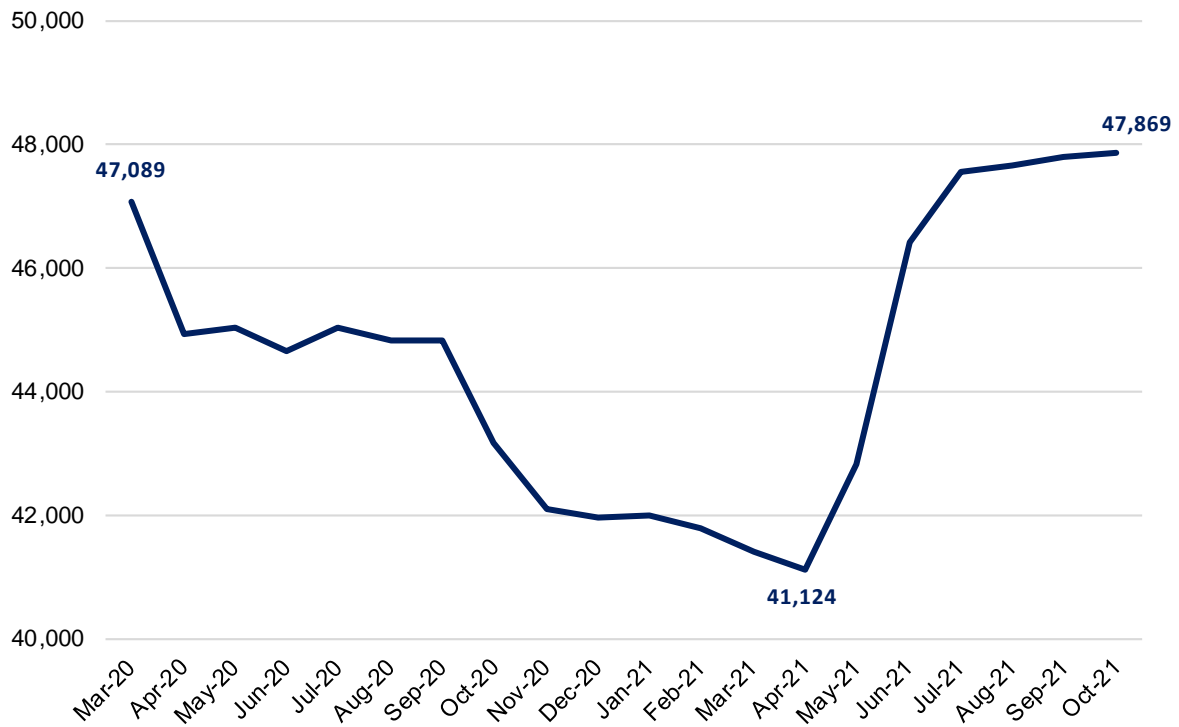


Figure 5 plots the monthly numbers of payrolled employees in the 'Accommodation and food service activities' sector since March 2020 (pre-COVID). Following a decrease of almost 6,000 to 41,120 in April 2021, employees counts have been above the pre-COVID figure (47,090) since July 2021. In October 2021, employees counts were around 800 higher than the number recorded in March 2020.