

INFORMATION
ANALYSIS
DIRECTORATE



Clinical / Social Care Negligence Cases in Northern Ireland (2019/20)

Reader Information

Background	This statistical release summarises information collected from Health & Social Care (HSC) Trusts, Agencies and Legacy Health and Social Services (HSS) Boards on clinical/social care negligence cases in Northern Ireland open during the year ending 31 st March 2020. Information includes all cases currently open and settled, including those withdrawn or closed with details of any monies paid.
Authors	Michael O'Donnell, Kieran Taggart, Siobhán Morgan.
Publication Date	Friday 28 th May 2021
Reporting Period	1 st April 2019 – 31 st March 2020
Issued by	Hospital Information Branch Information & Analysis Directorate Department of Health Stormont Estate Belfast, BT4 3SQ
Statistician	Michael O'Donnell
Email	Michael.O'Donnell@health-ni.gov.uk
Statistical Quality	Information detailed in this release has been quality assured with HSC Trusts prior to release.
Target audience	DoH, Chief Executives of HSC Board and Trusts in Northern Ireland, health care professionals, academics, Health & Social Care stakeholders, media and general public.
Further copies from	statistics@health-ni.gov.uk
Internet address	https://www.health-ni.gov.uk/articles/clinical-negligence-statistics
Price	Free
Copyright	This publication is Crown copyright and may be reproduced free of charge in any format or medium. Any material used must be acknowledged, and the title of the publication specified.

CONTENTS

	Page
Key Points	4
Introduction	6
Section 1: Payments Made in 2019/20	7
Section 2: Cases Open at Any Stage During the Year	9
Outcome of Cases at 31 st March 2020	11
Year of Incident	16
Age of Case	17
Age at Date of Alleged Incident	18
Nature of Alleged Incident	19
Specialty	21
Section 3: Payments	
Payments up to 31 st March 2020	22
Payments by Specialty	24
Payments by Nature of Alleged Incident	25
Periodical Payment Orders	26
Payments on Closed Cases	28
Section 4: Additional Tables	30
Section 5: Appendices	44

Key Points

Payments in 2019/20

- During 2019/20, £32.8 million was paid on clinical / social care negligence cases in Northern Ireland (Tables 1 & 2).
- Of the £32.8 million paid on clinical / social care negligence cases in 2019/20, over two thirds (70.6%, £23.2m) was paid in damages, £6.6 million (20.1%) in plaintiff costs and £3.0 million (9.2%) in defence costs (Figure 2, Table 2).
- During the last five years, the amount paid on clinical / social care negligence cases increased by £6.3 million (23.6%), from £26.6 million in 2015/16 to £32.8 million in 2019/20 (Table 1).

Payments to date

786

New cases opened during 2019/20

£151.5m

Paid to date on the 4,022 cases open at any stage during 2019/20

645

Cases closed during 2019/20

- During 2019/20, 4,022 clinical / social care negligence cases were open at any stage, 409 (11.3%) more than in 2015/16 (3,613) (Table 3).

- In 2019/20, 786 new cases were opened, 645 cases were closed, whilst 3,154 cases remained open and 224 cases had been settled at 31st March 2020 (Figure 5, Tables 4 - 8).
- Clinical / social care negligence cases open at any stage in 2019/20, had been open on average for 2.6 years, slightly shorter than 2018/19 (2.8 years) (Figure 11).
- Over half (51.3%, 2,012) of all cases open in 2019/20, related to four specialties; 'Obstetrics' (617), 'Accident & Emergency' (645), 'General Surgery' (386) and 'Trauma and Orthopaedics' (328) (Table 14).
- A total of £151.5 million has been paid to date on the 4,022 clinical / social care negligence cases which were open at any stage during 2019/20. Over three quarters (77.2%, £117.0m) had been paid in damages and £34.5 million (22.8%) paid out in legal costs (defence and plaintiff) (Table 15).
- Three fifths (60.0%, £91.5m) of the amount paid out on clinical / social care negligence cases open at any stage during 2019/20 related to the 'Obstetrics' speciality, of which, four fifths (80.4%, £73.7m) had been paid in damages (Table 16).

INTRODUCTION


The information presented in this publication is sourced from two Departmental statistical returns:

- (i) **CN1a** - aggregate return that collects information on clinical/social care negligence cases including the **amount paid out each quarter**.
- (ii) **CN1** – annual patient level return on clinical/social care negligence cases open at any stage during the year, including the **amount paid (damages or legal costs) on each case since the case opened**.

Financial Payments Included in the CN1 and CN1a Information Returns

CN1

Refers to amount paid in total every year since a case opened until it closed



CN1a

Refers only to amount paid during a financial year (1st April – 31st March)

What is Clinical/Social Care Negligence?

In this statistical report, clinical/social care negligence is defined as:

“A breach of duty of care by members of the health and social care professions employed by HSC organisations or by others consequent on decisions or judgments made by members of those professions acting in the course of their employment, and which are admitted as negligent by the employer or determined as such through the legal process”.

SECTION 1

PAYMENTS MADE IN 2019/20

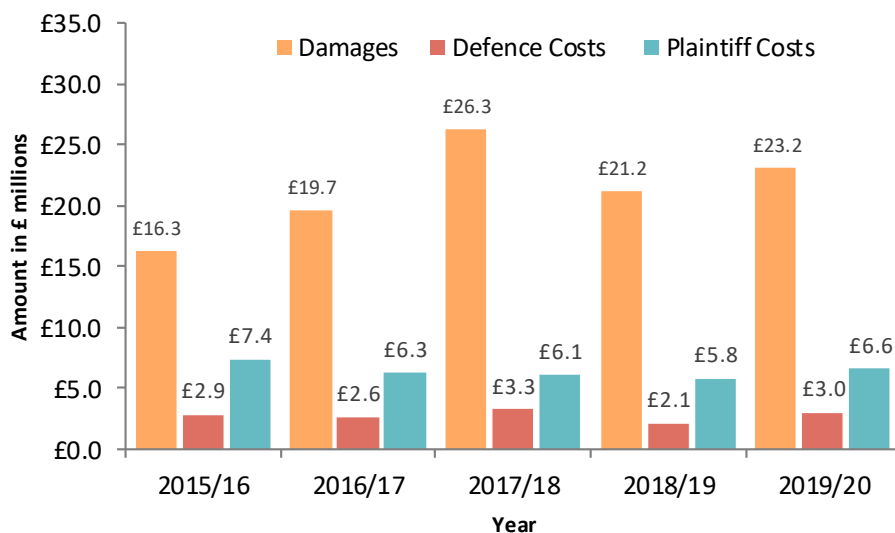
This section details the amount of money paid out during each year, by HSC Trust / Legacy HSS Boards and payment type.

During 2019/20, £32.8 million was paid on clinical / social care negligence cases in Northern Ireland, with almost three quarters (70.6%, £23.2m) paid in damages, £6.6 million in plaintiff costs and £3.0 million (9.2%) in defence costs (Table 2).

During the last five years, the amount paid on clinical / social care negligence cases increased by £6.3 million (23.6%), from £26.6 million in 2015/16 to £32.8 million in 2019/20 (Table 1).

The amount paid in damages in 2019/20 was £6.9 million (42.2%) more than in 2015/16, defence costs increased by £0.2 million (6.1%) and plaintiff costs decreased by £0.8 million (10.7%) (Figure 1).

Figure 1: Amount paid out during last five years, by type of payment



Source: CN1a

£32.8m

Paid on cases in 2019/20

£6.3 m

Increase in the amount paid over the last five years

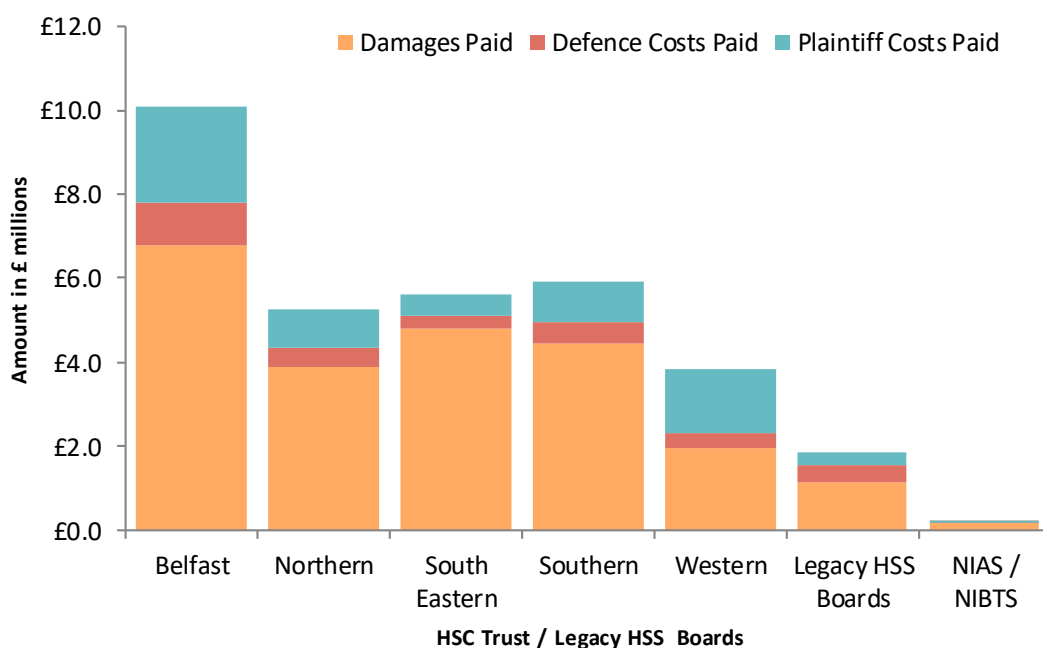
Almost a third (30.8%, £10.1m) of all monies paid in 2019/20 were paid by the Belfast HSC Trust, whilst the Northern Ireland Ambulance Service (NIAS) and the Northern Ireland Blood Transfusion Service (NIBTS) paid the lowest amount (0.7%, £0.2m) (Figure 2, Table 2).

Between 2015/16 and 2019/20, the Belfast HSC Trust reported the only decrease (£2.4m, 19.2%) in the amount paid on clinical / social care negligence cases, from £12.5 million to £10.1 million (Table 1).

During 2019/20, the percentage of all monies paid out in legal costs¹ ranged from 14.5% (£0.8m) of cases in the South Eastern HSC Trust to 48.7% (£1.9m) of cases in the Western HSC Trust (Figure 2, Table 2).

£10.1 m
A third of all monies paid in 2019/20 was by the Belfast HSC Trust

Figure 2: Amount paid out during 2019/20, by HSC Trust / Legacy HSS Board² and type of payment



Source: CN1a

¹ Legal Costs = Defence Costs + Plaintiff Costs

² Legacy HSS Boards are responsible for alleged incidents that occurred prior to 1993, regardless of the date the claim is made.

SECTION 2

CASES OPEN AT ANY STAGE DURING THE YEAR

This section details the number of clinical/social care negligence cases open at any stage during each of the last five years. Readers should note that once a case is opened it will be included for each year that it remains open or settled. The year in which a case is closed is the last year it will be included.

During 2019/20, 4,022 clinical / social care negligence cases were open at any stage, an increase of 409 (11.3%) from 3,613 in 2015/16 (Figure 3, Table 3).

409

More cases open in 2019/20 than five years ago

Figure 3: Cases open at any stage, by HSC Trust / Legacy HSS Boards (2015/16 – 2019/20)

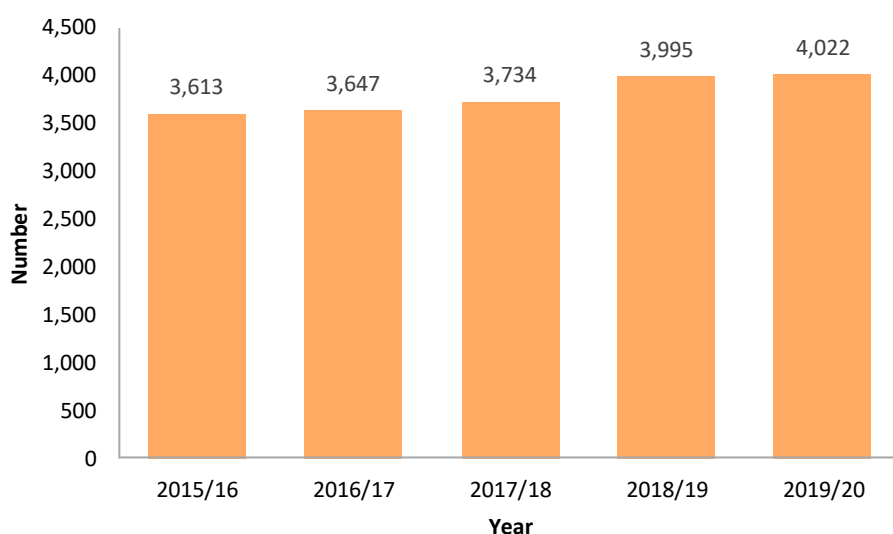
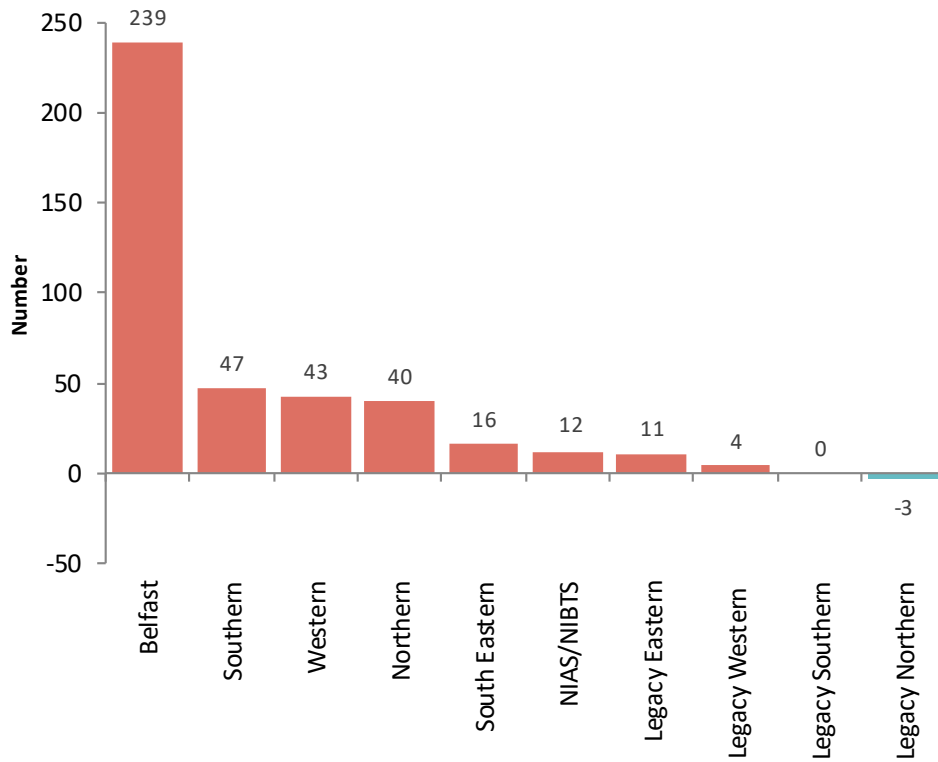


Figure 4: Change in the number of cases open during the year, by HSC Trust / Legacy HSS Board (2015/16 - 2019/20)



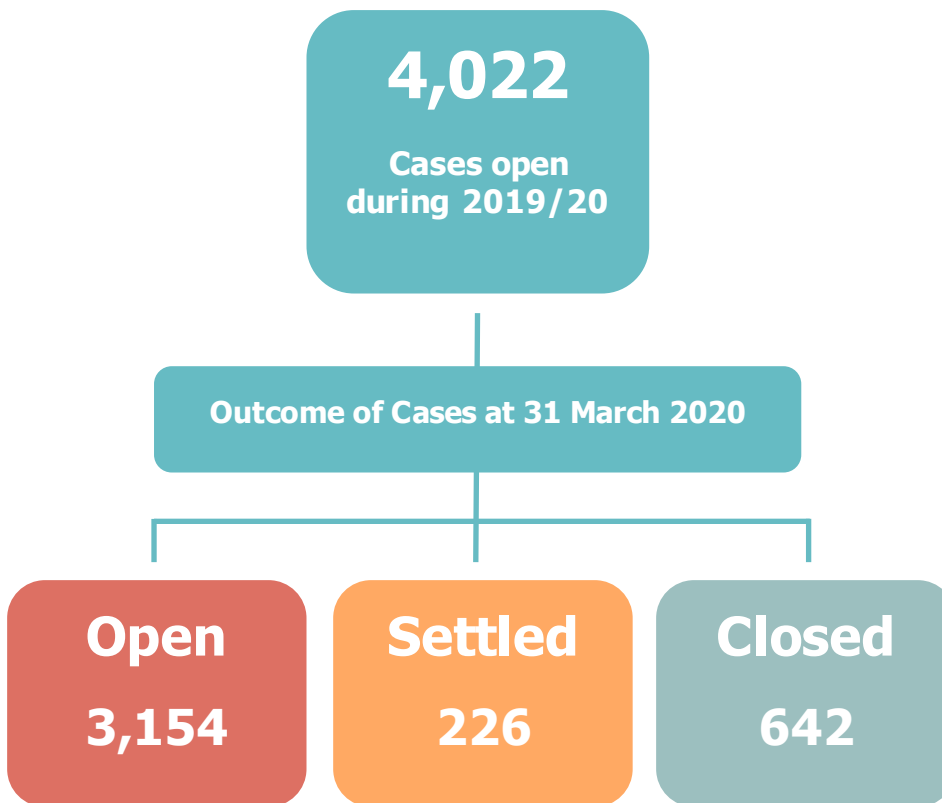
Since 2015/16, the Belfast HSC Trust reported the largest increase in the number of cases open (239, 16.8%), from 1,421 to 1,660 in 2019/20 (Figure 4, Table 3).

Between 2015/16 and 2019/20, the number of cases which were the responsibility of the Legacy HSS Boards decreased in the Legacy Northern HSS Board (3, 20.0%) whilst remaining the same or increasing in the other Legacy HSS Boards (Figure 4, Table 3).

Outcome of cases at 31st March 2020^{3,4}

Over three quarters (78.4%, 3,154) of the 4,022 cases open at any stage in 2019/20 remained open at 31st March 2020, 226 (5.6%) has been settled and 642 (16.0%) had been closed (Figure 5, Table 4).

Figure 5: Outcome of cases (open / settled / closed) at 31st March 2020



Over two fifths (41.3%, 1,660) of all cases open at any stage during 2019/20 were in the Belfast HSC Trust, 581 (14.4%) in the Southern Eastern HSC Trust, 555 (13.8%) in the Western HSC Trust, 550 (13.7%) in the Southern HSC Trust, 536 (13.3%) in the Northern HSC Trust, 114 (2.8%) in the Legacy HSS Boards and 26 (0.6%) in the NIAS / NIBTS (Table 4).

³ 'Cases Open During' refers to the number of cases that were open at any stage during 2019/20. The number of open, settled and closed cases refers to the position at 31st March 2020, the sum of which equals the total number of cases open during the year.

⁴ Refer to Definitions, Notes 2, 3 & 4.

Open cases

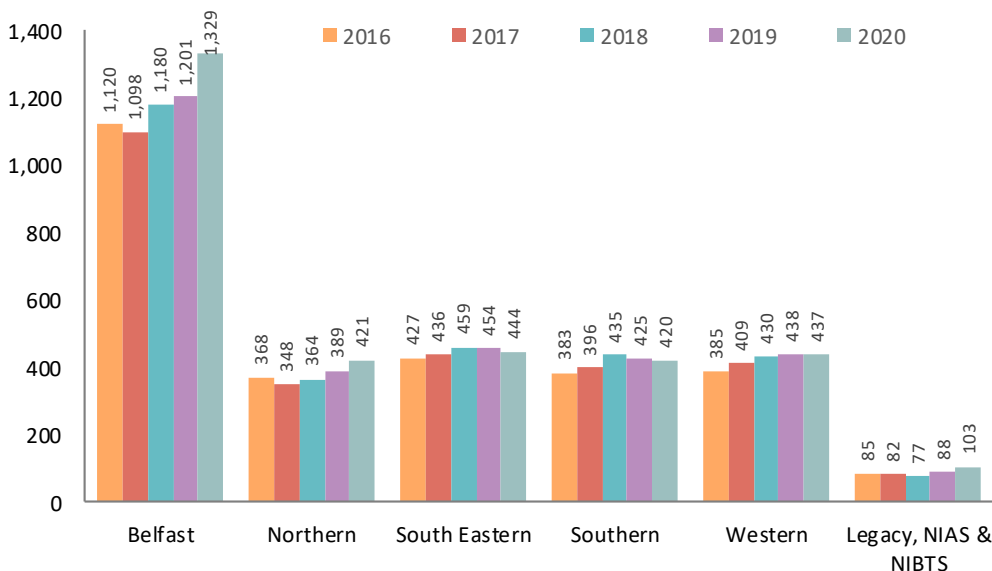
An open case refers to any case for which an official letter of notification of the intention to proceed with a case has been received, and which had not been settled or closed by the last day of the year (31st March).

At 31st March 2020, 3,154 cases remained open in Northern Ireland. Across HSC Trusts, the number of cases open ranged from 16 in the NIAS / NIBTS to 1,329 in the Belfast HSC Trust (Figure 6, Table 5).

Since 2016, the Belfast HSC Trust reported the largest increase in the number of cases open at 31st March (209, 18.7%), from 1,120 to 1,329 in 2020 (Figure 6, Table 5).

3,154
Cases remained
open at 31st
March 2020

Figure 6: Cases open at 31st March (2016 – 2020)



Settled cases⁵

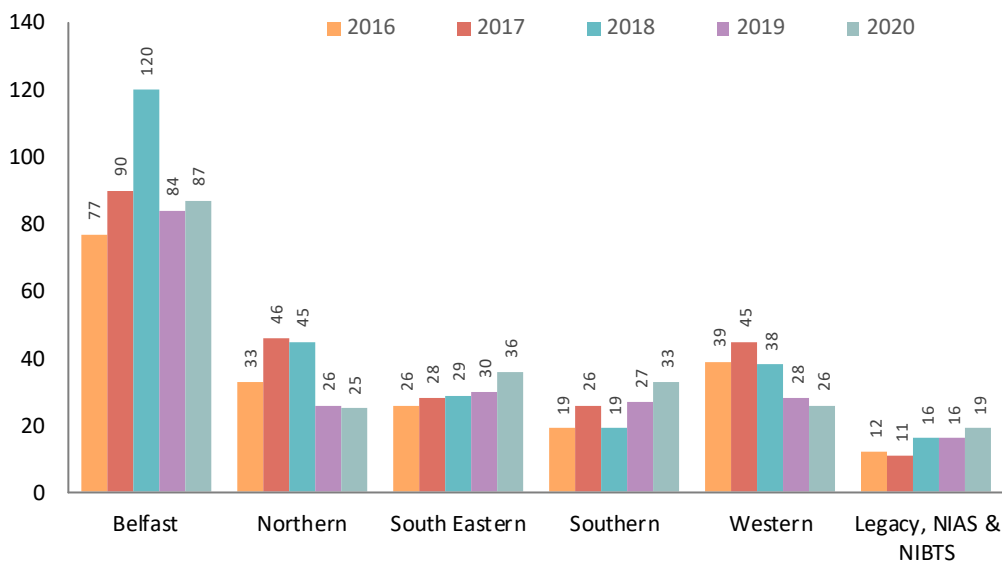
A settled case refers to any settled case that was not subsequently closed by the end of 2019/20. If a case was settled and then closed within the same financial year it is recorded as closed as at 31st March.

At 31st March 2020, 226 cases were settled in Northern Ireland. Of these, 87 (38.5%) were settled in the Belfast HSC Trust, 36 (15.9%) in the South Eastern HSC Trust, 33 (14.6%) in the Southern HSC Trust, 26 (11.5%) in the Western HSC Trust, 25 (11.1%) in the Northern HSC Trust and 19 (8.4%) in the Legacy HSS Boards, NIAS & NIBTS (Figure 7, Table 6).

The number of cases settled increased in each HSC Trust with the exception of the Western and Northern HSC Trusts since 2015. The Southern HSC Trust reported the largest increase (73.7%, 14) in cases settled during this period, from 19 to 33 at 31st March 2020 (Figure 7, Table 6).

226
Cases were
settled at 31st
March 2020

Figure 7: Cases settled at 31st March (2016 – 2020)



⁵ Cases settled at 31st March 2020 include 'Periodic Payment Order' cases which may have been settled before 1st April 2019. For more information see p.27.

Closed cases

A closed case refers to:

- (i) a case where the decision has been made to withdraw or not proceed with no money being awarded; or
- (ii) a case where all monies awarded have been paid, and there is no longer any activity.

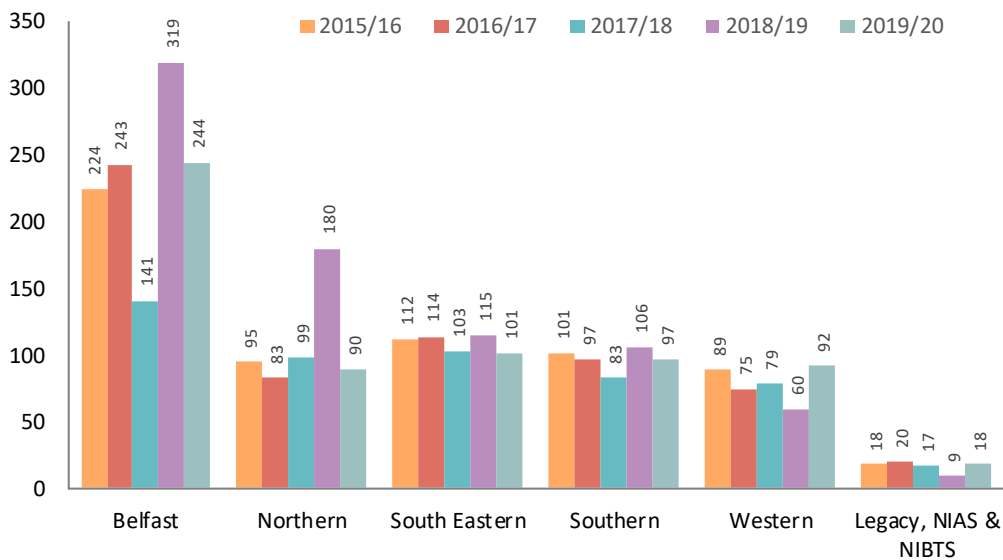
A case is officially closed when the Directorate of Legal Services (DLS) issue a letter stating that the case has been closed.

During 2019/20, 642 cases were closed in Northern Ireland. Of these, 244 cases (38.0%) were closed in the Belfast HSC Trust, 101 (15.7%) in the South Eastern HSC Trust, 97 (15.1%) in the Southern HSC Trust, 92 (14.3%) in the Western HSC Trust, 90 (14.0%) in the Northern HSC Trust and 18 (2.8%) in the Legacy HSS Boards, NIAS & NIBTS (Figure 8, Table 7).

642

Cases were closed during 2019/20

Figure 8: Cases closed during the year (2015/16 - 2019/20)



New cases

A new case refers to any case opened during the financial year i.e. 1st April 2019 to 31st March 2020.

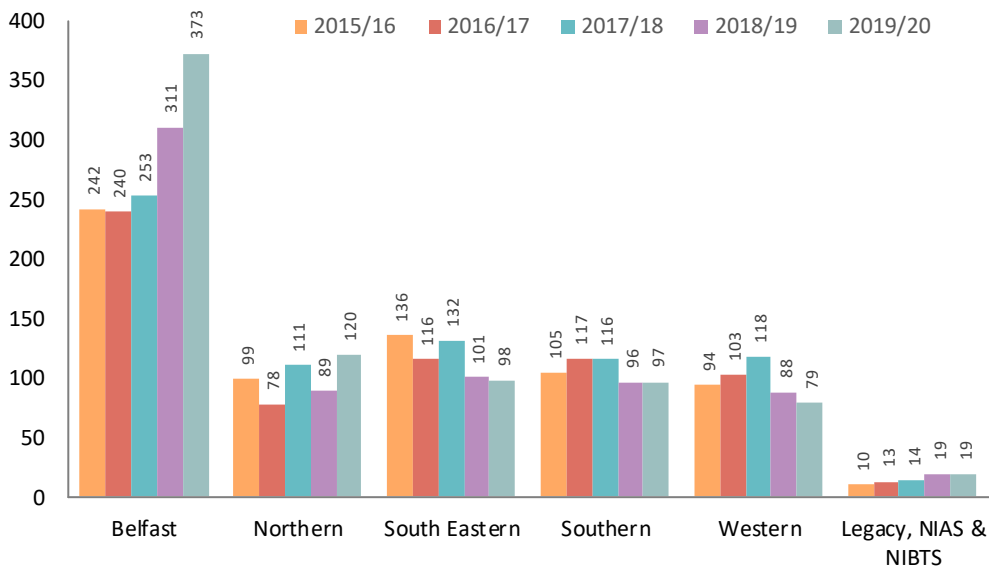
During 2019/20, 786 new cases were opened in Northern Ireland. The number of new cases opened ranged from 19 in the Legacy HSS Boards, NIAS & NIBTS to 373 in the Belfast HSC Trust (Figure 9, Table 8).

Since 2015/16, the number of new cases opened increased in Belfast, Northern and Legacy, NIAS & NIBTS HSC Trusts and decreased in South Eastern, Southern and Western (Figure 9, Table 8).

786

New cases were opened in 2019/20

Figure 9: New cases opened during the year (2015/16 - 2019/20)



Year of incident

The information below presents the number of clinical / social care negligence cases that were open at any stage during 2019/20, by the year in which the alleged incident occurred.

Information on the date of the alleged incident was recorded for 98.2% (3,951) of all cases open in 2019/20⁶ (Table 9).

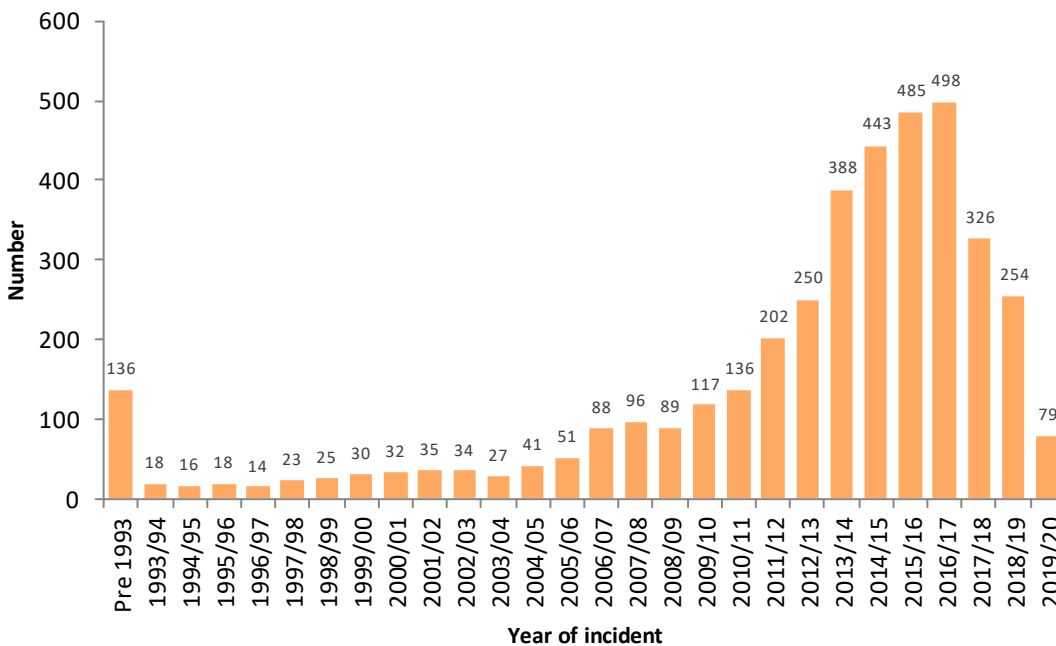
It should also be noted that cases may not be lodged until several years after the date of the alleged incident. This would be expected in cases such as those relating to pregnancy and childbirth, where there may be a delay in the outcome of the disease or disorder.

Over two fifths (41.6%, 1,642)⁷ of cases related to incidents within the last five years, whilst 136 (3.4%) related to incidents prior to 1993 (Figure 10, Table 9).

43%

Of cases open related to incidents that occurred in the last five years

Figure 10: Cases open by year of incident



⁶ Where the date of the alleged incident was not recorded, the year of incident has been recorded as unknown.

⁷ Refers to cases with a known incident date.

Age of case

The age of a case is based on the difference between the date the case was opened and 31st March 2020 or the date the case was settled or closed.

Almost two thirds (62.0%, 1,953) of the 3,152 cases that remained open at 31st March 2020, had been open for less than 3 years, whilst 71 (2.3%) had been open for 10 years or more (Table 10).

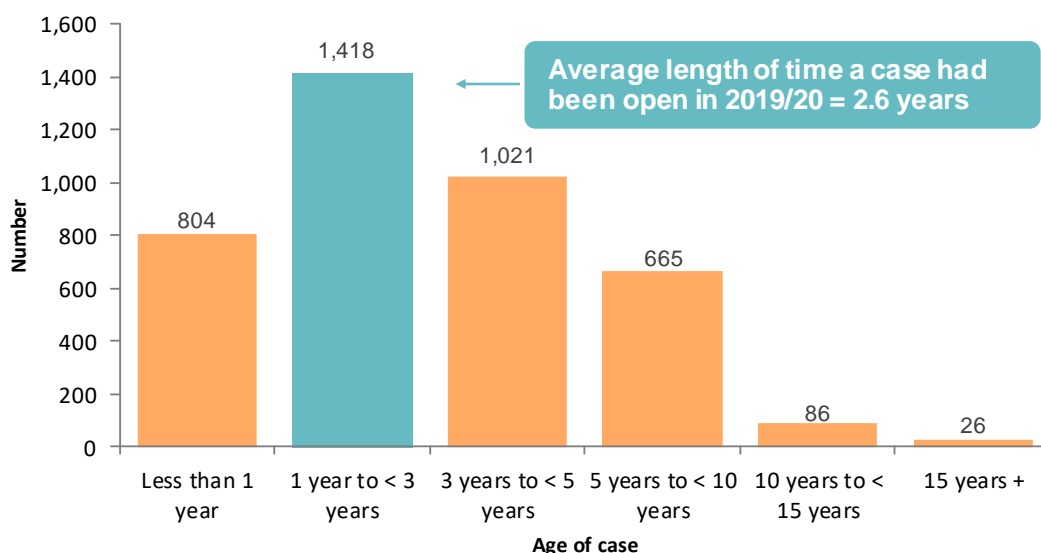
Over three fifths (61.5%, 139) of cases settled had been open for 3 - 10 years at 31st March 2020, whilst 67 (29.6%) had been open for less than three years (Table 10).

Over two thirds (71.0%, 456) of cases closed during 2019/20 had been open for less than 5 years (Table 10).

Cases open at any stage in 2019/20, had been open on average for 2.6 years, slightly shorter than in 2018/19 (2.8 years) (Figure 11).

2.6 Years
Average time a case had been open in 2019/20

Figure 11: Cases open at any stage during the year, by age of case (2019/20)⁸



⁸ The age of two cases is unknown

Age at date of alleged incident⁹

Age, at the time of the alleged incident, was available for 3,877 (96.4%) clinical / social care negligence cases open at any stage during 2019/20. On a few occasions the relevant HSC Trust/Legacy HSS Board may not initially have been informed of the date of the alleged incident or the date of birth of the patient, in these instances, age at the date of the alleged incident is unknown (Figure 12).

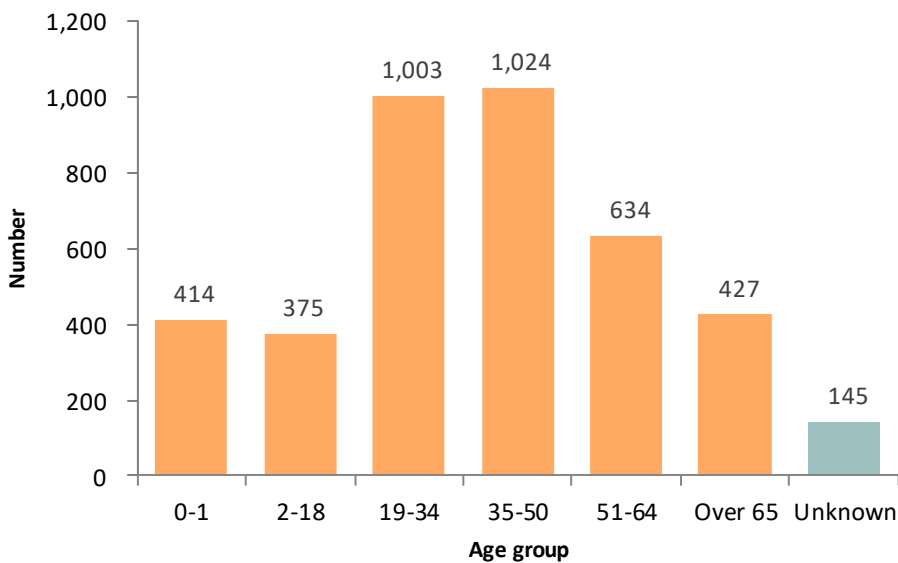
Since 2015/16, the number of cases open has increased in each age group, with the highest number recorded in the 35-50 (1,024) age group (Table 11).

Over the last five years, the number of cases involving persons over 65 years of age increased by 64 (17.6%), from 363 in 2015/16 to 427 in 2019/20 (Table 11).

26%

A quarter of cases open involved persons aged 35 - 50

Figure 12: Cases open at any stage, by age group (2019/20)



⁹ Age at date of alleged incident was calculated as the difference between the date of birth of the patient and the date of the alleged incident.

Nature of alleged incident

The nature of the alleged incident was recorded for 3,740 (93.0%) of all cases open at any stage during 2019/20¹⁰ (Table 12).

Almost a third (32.2%, 1,203)¹¹ of cases open at any stage during 2019/20 related to 'Treatment', 886 (23.7%) to 'Diagnosis & Tests', 383 (10.2%) to 'Pregnancy & Childbirth' and 265 (7.1%) to 'Operation'. These four categories accounted for almost three quarters (73.2%, 2,737) of all cases open (Figure 13, Table 12).

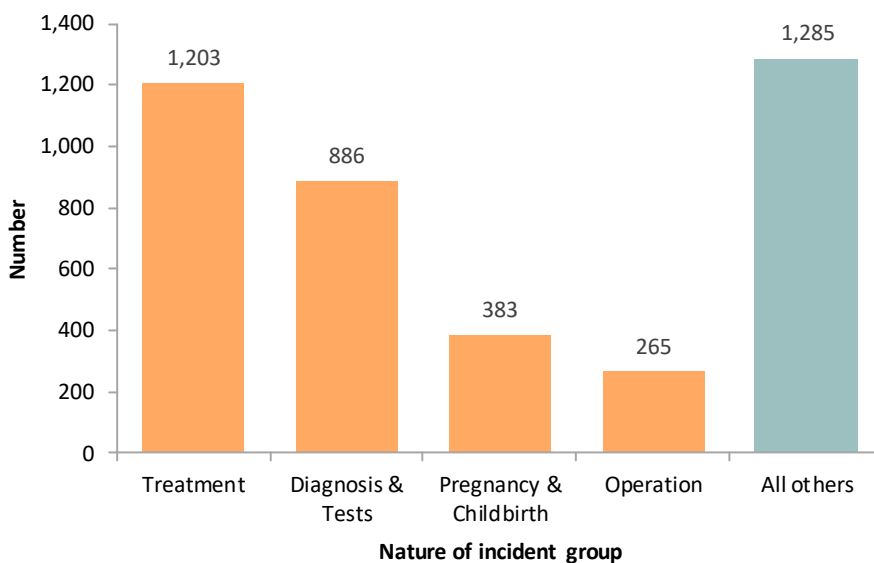
In 2019/20, the highest number of cases in three of the HSC Trusts (Belfast, South Eastern & Western) related to 'Treatment' (Table 23).

Within the Legacy HSS Boards, NIAS & NIBTS group the largest percentage of cases open in 2019/20 related to the 'Pregnancy & Childbirth' incident group (21, 15.0%) (Table 23).

32%

Almost a third of cases open during 2018/19 related to 'Treatment'

Figure 13: Four largest nature of alleged incident groups (2019/20)



¹⁰ A list of nature of incidents can be found in Appendix 3 with nature of incident group detailed in Appendix 4.

¹¹ Refers to the number of cases with a known nature of incident.

Of the 1,203 cases related to the 'Treatment' incident group, 75.3% (906) were associated with 'Fail to / Delay Treatment' (Figure 14, Table 13).

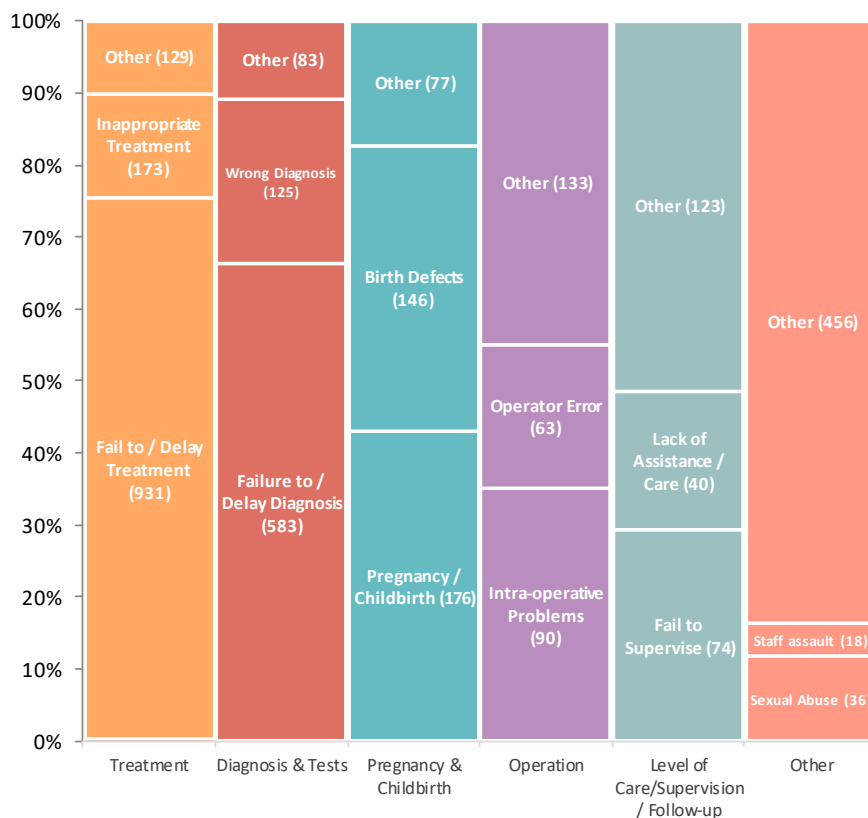
Two thirds (66.3%, 587) of cases open in 2019/20 which were reported as 'Diagnosis & Tests' related to 'Failure to / Delay diagnosis' (Figure 14, Table 13).

Of the 383 cases related to 'Pregnancy & Childbirth', over two fifths (43.1%, 165) related to 'Pregnancy / Childbirth' and 152 (39.7%) related to 'Birth Defects' (Figure 14, Table 13).

Almost a third (35.1%, 93) of incidents reported as 'Operation' (265) related to 'Intra-Operative Problems' (Figure 14, Table 13).

Almost a third (29.3%, 65) of 'Level of Care/Supervision/Follow-up' (222) incidents related to 'Fail to supervise' (Figure 14, Table 13).

Figure 14: Cases open at any stage, grouped by the nature of alleged incident (2019/20)



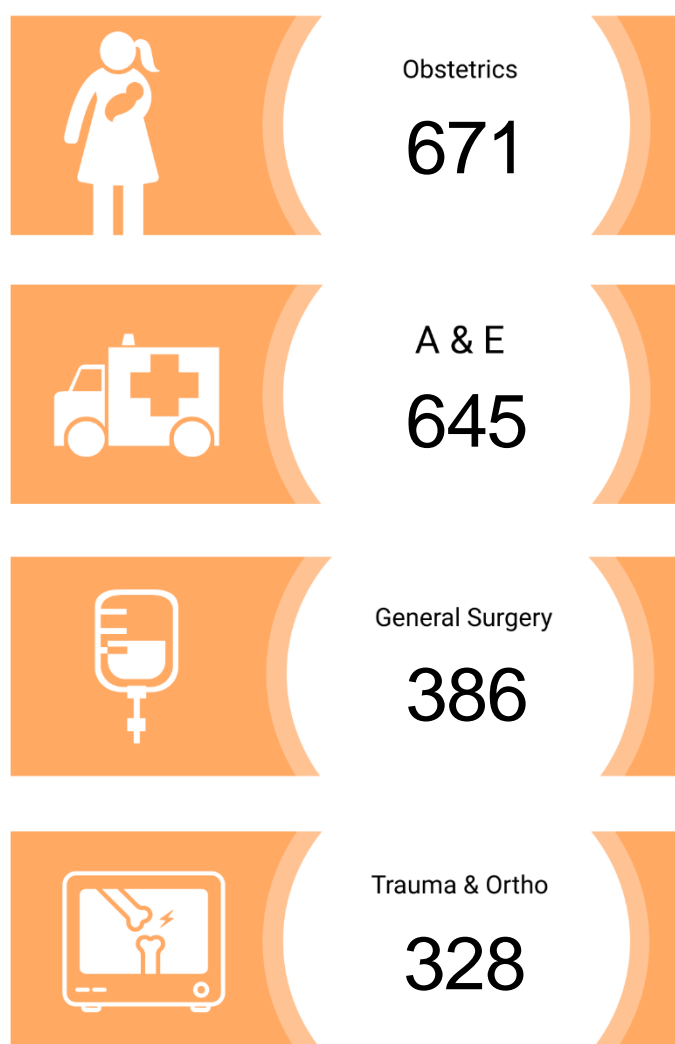
Specialty ¹²

Specialty was recorded for 3,920 (97.5%) of all clinical / social care negligence cases open at any stage during 2019/20 (Table 14).

Since 2015/16, the number of cases relating to the 'Neurology' specialty increased eight-fold (232), from 29 to 261 in 2019/20 (Table 14).

Over half (51.3%, 2,012)¹³ of all cases open in 2019/20, related to four specialties; 'Obstetrics' (617), 'Accident & Emergency' (645), 'General Surgery' (386) and 'Trauma and Orthopaedics' (328) (Figure 15, Table 14).

Figure 15: Four largest specialties (2019/20)



17%

A sixth of cases related to the 'Obstetrics' specialty

¹² A list of case specialties can be found in Appendix 5. This list consists of Korner specialties plus additional categories to cover community related incidents.

¹³ Refers to the number of cases with a **known** specialty.

SECTION 3

PAYMENTS UP TO 31st MARCH 2020

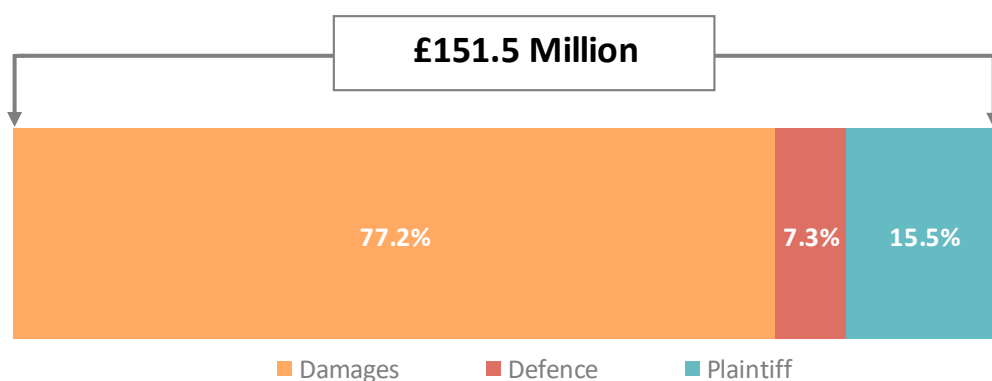
Readers should note that information presented in this section **refers to the total cumulative payments up to 31st March 2020** and **not** the amount paid out in 2019/20, which is presented separately in section 1. For example, if a case was opened in 2015 and had not been closed by 1st April 2019, payments will be included on this case from the date it opened until 31st March 2020 or closed date.

At 31st March 2020, £151.5 million had been paid on the 4,022 clinical / social care negligence cases that were open at any stage in 2019/20. Of this, £117.0 million (77.2%) had been awarded in damages, £23.4 million (15.5%) in plaintiff costs and £11.1 million (7.3%) in defence costs (Figure 16, Table 15).

Over three quarters (76.1%, £89.0m) of the total amount paid in damages¹⁴ related to just 41 (1.0%) of the 4,022 cases open during 2019/20.

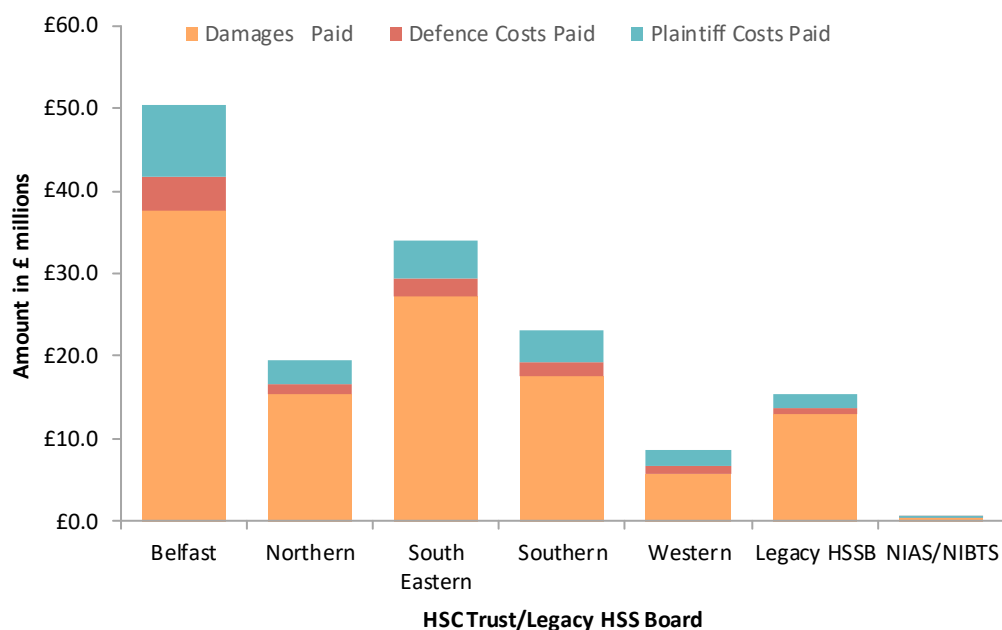
41 cases
Accounted for
over three quarters
of damages paid

Figure 16: Amount paid on cases open at any stage during 2019/20



¹⁴ Refer to Definitions, Note 8.

Figure 17: Amount paid on cases open at any stage during 2019/20, by HSC Trust / Legacy HSS Board



The Belfast HSC Trust paid the largest amount in damages and legal costs (£50.4m) on cases which were open in 2019/20, accounting for a third (33.2%) of all monies paid (Figure 17, Table 15).

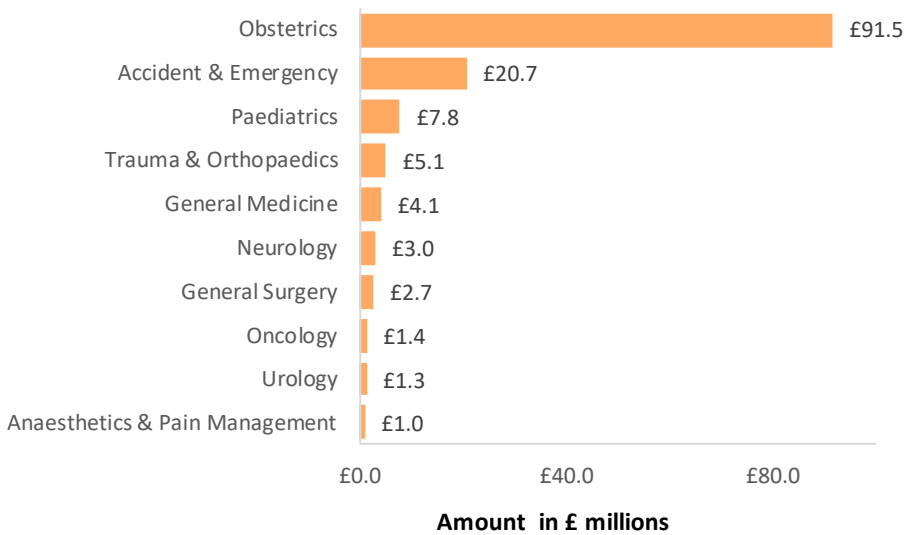
Over a third (£12.8m, 37.1%) of the total amount paid in legal costs¹⁵ was paid by the Belfast HSC Trust, £6.7 million (19.5%) by the South Eastern HSC Trust, £5.3 million (15.4%) by the Southern HSC Trust, £4.3 million (12.4%) by the Northern HSC Trust, £2.9 million (8.4%) by the Western HSC Trust, £2.4 million (6.8%) by the Legacy HSS Boards and £120k (0.3%) by the NIAS/NIBTS (Table 15).

¹⁵ Refer to Definitions, Notes 9 and 10.

Payments by specialty

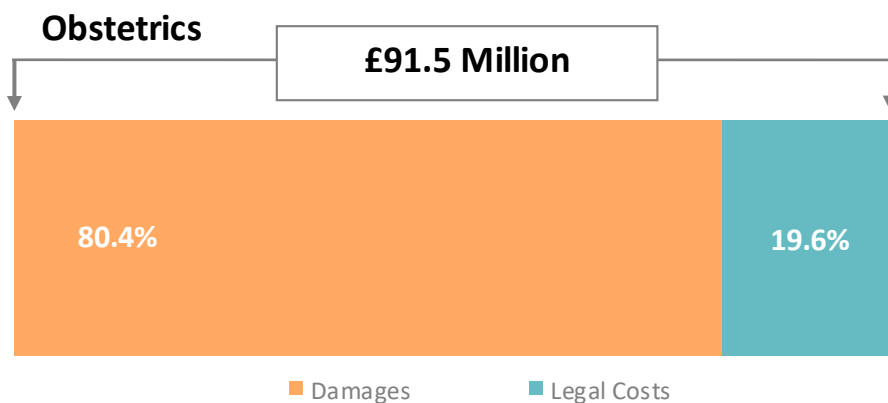
Of the £151.5m paid on clinical / social care negligence cases open at any stage during 2019/20, £138.5m (91.4%), related to 10 specialties (Table 16, Figure 18).

Figure 18: Amount paid on the 10 largest specialties (2019/20)



Three fifths (60.4%, £91.5m) of the amount paid out on cases open at any stage in 2019/20 related to the 'Obstetrics' specialty, of which, four fifths (80.4%, £73.7m) had been paid on damages (Figure 19, Table 16).

Figure 19: Amount paid on the obstetrics specialty (2019/20)



60%

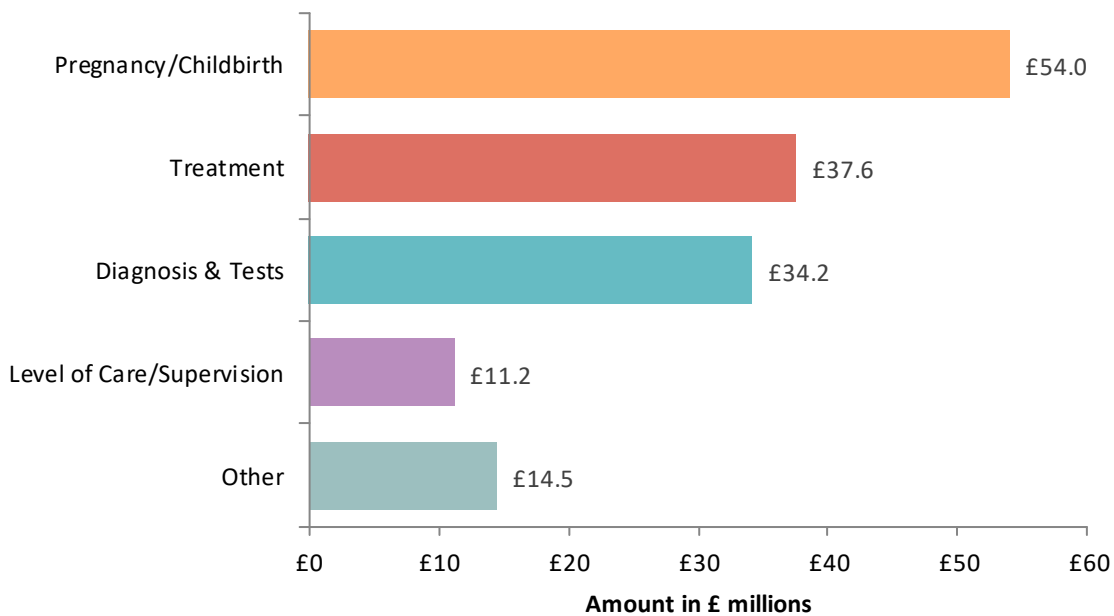
Three fifths of the amount paid out related to the 'Obstetrics' specialty

Payments by nature of alleged incident¹⁶

Over a third (35.6%, £54.0m) of the total amount paid to date on clinical / social care negligence cases open at any stage during 2019/20, related to the 'Pregnancy & Childbirth' nature of incident group. Of this, four fifths (80.1%, £43.2m) had been paid in damages (Figure 20, Table 17).

Four categories accounted for 90.4% (£137.0m) of all monies paid on cases open at any stage during 2019/20. Of this, £100.9 million (78.0%) had been paid in damages and £30.1 million (22.0%) paid in legal costs (Table 17).

Figure 20: Total amount paid by the largest nature of alleged incident categories (2019/20)



¹⁶ The nature of the alleged incident was determined by data providers using the list provided in Appendix 3.

Periodical payment orders

A periodical payment order (PPO), also referred to as a ‘structured settlement’, is an arrangement whereby the claimant receives a lump sum for their immediate needs up front, followed by periodical payments on an agreed schedule, that is, it provides a stream of future payments (tax-free) guaranteed for life. The decision on whether to proceed with receiving the settlement as a lump sum or through periodical payments is voluntary, and to date a relatively small number of plaintiffs have opted for PPOs in Northern Ireland.

Over two fifths (44.9%, £68.1m) of the £151.5 million paid on cases open at any stage during 2019/20, had been paid on 29 PPO cases (Figure 20, Table 18).

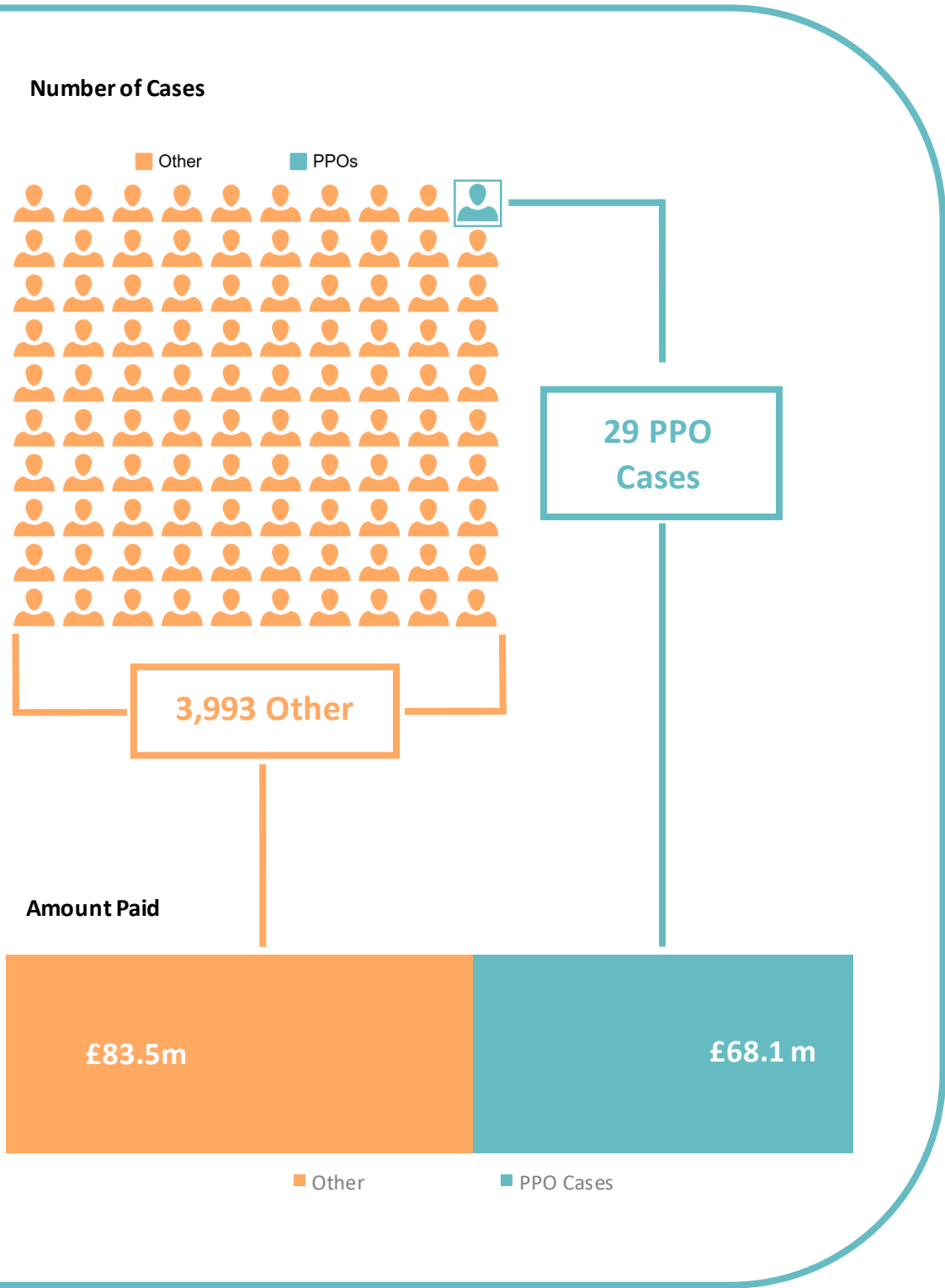
Of the £68.1 million paid by PPOs, £54.6 million (80.3%) had been paid in damages, £9.7 million (14.3%) in plaintiff costs and £3.7 million (5.5%) in defence costs (Table 18).

Over two fifths (41.4%, £28.2m) of the amount paid by PPOs had been paid by the Belfast HSC Trust, £24.1 million (35.4%) by the South Eastern HSC Trust, £15.6 million (22.9%) by the Southern HSC Trust and £0.2m (0.3%) by the Legacy HSS Boards, NIAS & NIBTS, whilst the Northern and Western HSC Trusts had no PPOs in 2019/20 (Table 18).

£28.2m

Over a two fifths of the amount paid by PPOs had been paid by the Belfast HSC Trust

Figure 20: Amount paid on periodic payment order cases (2019/20)



Payments on closed cases¹⁷

During 2019/20, 642 (16.0%) cases were closed, with over two thirds (68.7%, 441) closed without any payment awarded (Table 19).

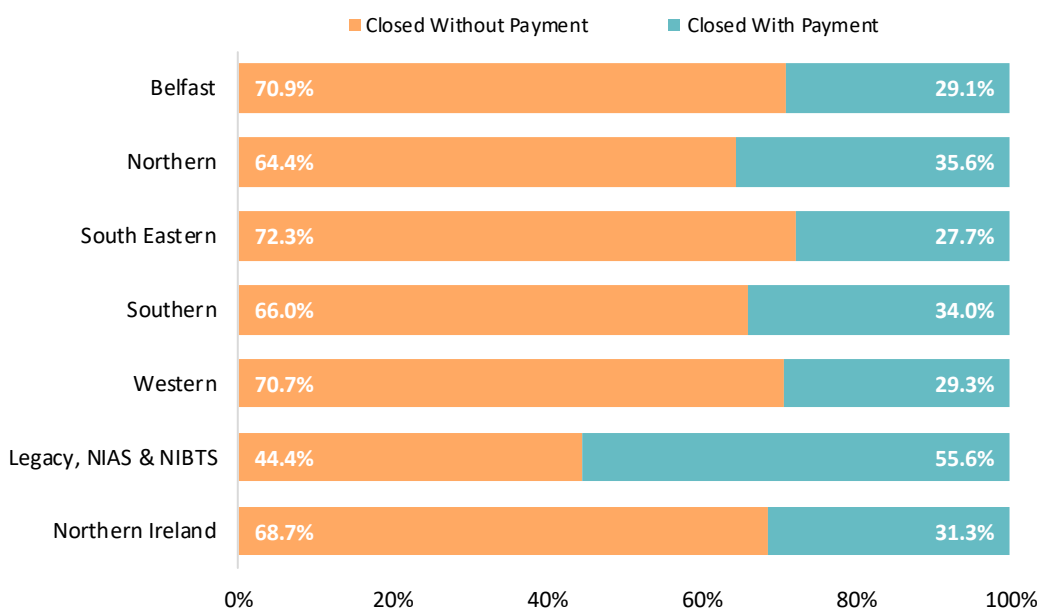
The South Eastern HSC Trust closed 101 cases in 2019/20, with almost three quarters (72.3%, 73) of these closed without any payments awarded, whilst the Legacy, NIAS & NIBTS group made payments on over half (55.6%) of the cases they closed in 2019/20 (Figure 21, Table 19).

Almost a third (31.3%, 201) of cases closed in 2019/20 had payments, totalling £23.2 million. This accounted for 15.3% of all monies paid out on cases open at any stage during the year (Table 20).

Two fifths (40.5%, £9.4m) of the amount paid on cases closed in 2019/20, was paid by the Belfast HSC Trust (Table 20).

441
Over two thirds
of cases were
closed in 2019/20
without payment

Figure 21: Cases closed with & without payments (2019/20)



¹⁷ A payment may include damages awarded, defence costs and plaintiff costs or a combination of any of these three costs.

Closed cases with legal costs exceeding damages

Almost one in six (16.8%, 152) cases closed in 2019/20 had legal costs (£2.3m) exceeding the amount awarded in damages (£1.0m). This equates to £1.2 million more paid in legal costs than damages, with the Belfast Trust recording the largest difference (£0.5m) (Table 21).

Payments on cases closed with no damages

Over one in twenty (6.1%, 39) cases closed in 2019/20 had no damages awarded but had legal fees, amounting to £0.2 million. This accounted for 1.0% of all monies paid out on cases closed during 2019/20 (Table 22).

ADDITIONAL TABLES

Table 1: Amount paid on clinical / social care negligence cases, by HSC Trust / Legacy HSS Board (2015/16 - 2019/20)

HSC Trust / Legacy HSS Board	2015/16	2016/17	2017/18	2018/19	2019/20	Change from 2015/16	% Change from 2015/16
Belfast	£12,506,163	£10,153,969	£10,843,553	£15,230,342	£10,103,777	-£2,402,386	-19.2%
Northern	£2,150,284	£7,942,506	£8,201,203	£2,157,461	£5,271,022	£3,120,738	145.1%
South Eastern	£4,644,462	£2,488,374	£6,776,587	£1,147,087	£5,612,118	£967,656	20.8%
Southern	£2,373,817	£2,078,193	£5,154,844	£2,912,103	£5,918,173	£3,544,356	149.3%
Western	£3,510,655	£1,739,806	£3,228,221	£3,766,075	£3,847,470	£336,815	9.6%
Legacy HSS Boards	£1,378,696	£4,119,597	£1,421,614	£3,989,029	£1,851,585	£472,889	34.3%
NIAS / NIBTS	£4,361	£18,617	£25,818	£7,437	£223,832	£219,471	5032.7%
Northern Ireland	£26,568,438	£28,541,062	£35,651,840	£29,209,533	£32,827,978	£6,259,540	23.6%

Table 2: Amount paid on clinical / social care negligence cases during 2019/20, by HSC Trust / Legacy HSS Board and type of payment

HSC Trust / Legacy HSS Board	Damages Paid	Defence Costs Paid	Plaintiff Costs Paid	Total Amount Paid
Belfast	£6,806,053	£1,020,177	£2,277,547	£10,103,777
Northern	£3,890,485	£433,566	£946,971	£5,271,022
South Eastern	£4,796,554	£292,162	£523,402	£5,612,118
Southern	£4,428,291	£509,403	£980,480	£5,918,173
Western	£1,972,631	£344,074	£1,530,765	£3,847,470
Legacy HSS Boards	£1,125,614	£416,659	£309,312	£1,851,585
NIAS / NIBTS	£164,368	£15,035	£44,428	£223,832
Northern Ireland	£23,183,996	£3,031,076	£6,612,906	£32,827,978

**Table 3: Cases open during the year, by HSC Trust / Legacy HSS Board¹⁸
(2015/16 - 2019/20)**

HSC Trust/Legacy HSS Board	2015/16	2016/17	2017/18	2018/19	2019/20
Belfast	1,421	1,431	1,441	1,604	1,660
Northern	496	477	508	595	536
South Eastern	565	578	591	599	581
Southern	503	519	537	558	550
Western	513	529	547	526	556
Legacy Eastern	56	54	51	48	67
Legacy Northern	15	10	9	13	12
Legacy Southern	11	10	9	10	11
Legacy Western	20	22	23	21	24
NIAS/NIBTS	13	17	18	21	25
Northern Ireland	3,613	3,647	3,734	3,995	4,022

Table 4: Outcome of cases during the year, by HSC Trust / Legacy HSS Board (2019/20)¹⁹

HSC Trust/Legacy HSS Board	Outcome at 31 st March 2019			All Cases Open During 2018/19
	Open	Settled	Closed	
Belfast	1,329	87	244	1,660
Northern	421	25	90	536
South Eastern	444	36	101	581
Southern	420	33	97	550
Western	437	26	92	555
Legacy HSS Boards	87	*	*	114
NIAS/NIBTS	16	*	*	26
Northern Ireland	3,154	226	642	4,022

¹⁸ Legacy HSS Boards are responsible for alleged incidents that occurred prior to 1993, regardless of the date the claim is made.

¹⁹ In order to avoid personal disclosure an '*' represents a cell count of less than 4. When the anonymised figure can be deduced from the totals, the next smallest figure was also anonymised.

**Table 5: Open cases at 31st March, by HSC Trust / Legacy HSS Board
(2016 - 2020)**

HSC Trust/Legacy HSS Board	Open at 31 st March				
	2016	2017	2018	2019	2020
Belfast	1,120	1,098	1,180	1,201	1,329
Northern	368	348	364	389	421
South Eastern	427	436	459	454	444
Southern	383	396	435	425	420
Western	385	409	430	438	437
Legacy, NIAS & NIBTS	85	82	77	88	103
Northern Ireland Total	2,768	2,769	2,945	2,995	3,154

**Table 6: Settled cases at 31st March, by HSC Trust / Legacy HSS Boards
(2016 - 2020)**

HSC Trust/Legacy HSS Board	Settled at 31 st March				
	2016	2017	2018	2019	2020
Belfast	77	90	120	84	87
Northern	33	46	45	26	25
South Eastern	26	28	29	30	36
Southern	19	26	19	27	33
Western	39	45	38	28	26
Legacy, NIAS & NIBTS	12	11	16	16	19
Northern Ireland Total	206	246	267	211	226

**Table 7: Cases closed during 2019/20, by HSC Trust / Legacy HSS Board
(2015/16 - 2019/20)**

HSC Trust / Legacy HSS Board	Closed During				
	2015/16	2016/17	2017/18	2018/19	2019/20
Belfast	224	243	141	319	244
Northern	95	83	99	180	90
South Eastern	112	114	103	115	101
Southern	101	97	83	106	97
Western	89	75	79	60	92
Legacy, NIAS & NIBTS	18	20	17	9	18
Northern Ireland Total	639	632	522	789	642

**Table 8: New cases opened each year, by HSC Trust / Legacy HSS Board
(2015/16 - 2019/20)**

HSC Trust / Legacy HSS Board	New Cases				
	2015/16	2016/17	2017/18	2018/19	2019/20
Belfast	242	240	253	311	373
Northern	99	78	111	89	120
South Eastern	136	116	132	101	98
Southern	105	117	116	96	97
Western	94	103	118	88	79
Legacy, NIAS & NIBTS	10	13	14	19	19
Northern Ireland Total	686	667	744	704	786

Table 9: Cases by year of incident

Year of Incident	2015/16	2016/17	2017/18	2018/19	2019/20
Pre 1993	115	106	103	110	136
1993/94	23	17	19	20	18
1994/95	32	28	22	16	16
1995/96	18	18	16	17	18
1996/97	18	18	17	14	14
1997/98	24	22	20	22	23
1998/99	27	26	27	27	25
1999/00	34	31	31	34	30
2000/01	32	29	26	28	32
2001/02	36	36	32	29	35
2002/03	43	31	31	33	34
2003/04	49	42	40	36	27
2004/05	58	54	41	41	41
2005/06	102	75	68	61	51
2006/07	150	120	103	94	88
2007/08	193	146	108	107	96
2008/09	194	146	122	116	89
2009/10	298	218	176	163	117
2010/11	341	257	184	155	136
2011/12	455	374	292	253	202
2012/13	484	508	406	343	250
2013/14	444	508	546	502	388
2014/15	280	381	451	494	443
2015/16	118	285	382	453	485
2016/17		116	316	426	498
2017/18			108	235	326
2018/19				95	254
2019/20					79
Unknown	45	55	47	71	71
Total	3,613	3,647	3,734	3,995	4,022

**Table 10: Cases open at any stage during the year, by age of case
(2019/20)²⁰**

Length of Time Open	Outcome at Year End			No. Open During Year
	Open	Settled	Closed	
Less than 1 year	760	7	37	804
1 year to < 3 years	1,193	60	165	1,418
3 years to < 5 years	696	71	254	1,021
5 years to < 10 years	432	68	165	665
10 years to < 15 years	57	14	15	86
15 years +	14	6	6	26
Total	3,152	226	642	4,020

Table 11: Cases open at any stage, by age group (2015/16 – 2019/20)

Age Group (Years)	2015/16	2016/17	2017/18	2018/19	2019/20	Change since 2015/16
0-1	386	392	422	428	414	↑
2-18	345	354	336	360	375	↑
19-34	909	954	979	1,028	1,003	↑
35-50	888	878	877	941	1,024	↑
51-64	624	591	630	680	634	↑
Over 65	363	360	375	418	427	↑
Unknown	98	118	115	140	145	↑
Total	3,601	3,613	3,647	3,995	4,022	↑

²⁰ The age of the case was unknown in four instances.

**Table 12: Cases open at any stage, by nature of alleged incident group
(2015/16 – 2019/20)**

Nature of Incident Group	2015/16	2016/17	2017/18	2018/19	2019/20	Change since 2015/16
Admissions/Referral	19	19	20	25	25	↑
Assault (to or by patient)	9	7	6	10	12	↑
Consent/Failure to warn	27	25	43	58	51	↑
Diagnosis & Tests	711	690	702	791	886	↑
Discharge	18	18	17	16	18	→
Facilities & Equipment	51	52	59	63	67	↑
Infections	87	72	78	79	72	↓
Level of Care/Supervision/Follow-up	233	231	219	237	222	↓
Medication/Bloods/Fluids	101	106	113	118	111	↑
Operation	295	288	289	286	265	↓
Pregnancy & Childbirth	296	324	359	399	383	↑
Treatment	1121	1,158	1,136	1,233	1,203	↑
Unexpected death	17	16	17	21	18	↑
Other	368	425	509	510	407	↑
Unknown	260	216	167	149	282	↑
Total	3,613	3,647	3,734	3,995	4,022	↑

Table 13: Cases open at any stage, grouped by the nature of the alleged incident (2018/19)²¹

Nature of Incident	No. of Cases	% of Nature of Incident Group
Treatment		
Fail to / Delay treatment	906	75.3%
Inappropriate treatment	176	14.6%
Others under Treatment	121	10.1%
Total	1,203	100.0%
Diagnosis & Tests		
Failure to / Delay diagnosis	587	66.3%
Wrong diagnosis made	203	22.9%
Others under diagnosis & tests	96	10.8%
Total	886	100.0%
Pregnancy & Childbirth		
Pregnancy/Childbirth	165	43.1%
Birth Defects	152	39.7%
Others under Pregnancy & Childbirth	66	17.2%
Total	383	100.0%
Operation		
Intra-operative problems	93	35.1%
Operator error	53	20.0%
Others under Operation	119	44.9%
Total	265	100.0%
Level of Care/Supervision / Follow-up		
Fail to supervise	65	29.3%
Lack of assistance/care	43	19.4%
Others under Level of Care/Supervision/Follow - Up	114	51.4%
Total	222	100.0%
Other		
Sexual Abuse	48	11.8%
Assault, etc by hospital staff	19	83.5%
Others under Other	340	4.7%
Total	407	100.0%

²¹This table details the largest nature of incident groups and the largest categories within those groups, therefore data will not sum to 3,995.

Table 14: Cases open at any stage, by specialty (2015/16 – 2019/20)

Specialty	2015/16	2016/17	2017/18	2018/19	2019/20	Change since 2015/16
Accident & Emergency	631	626	629	670	645	↑
Anaesthetics & Pain Mgt.	50	52	56	50	47	↓
Burns, Plastic & Max. Surgery	29	29	30	28	25	↓
Cardiac Surgery	30	28	28	23	17	↓
Cardiology	31	42	45	47	49	↑
Children & Young People	103	106	105	114	122	↑
Dentistry	24	25	19	21	16	↓
Ear, Nose & Throat	41	39	38	43	47	↓
General Medicine	223	211	204	209	187	↓
General Surgery	390	379	397	413	368	↑
Gynaecology	200	194	236	259	275	↑
Mental Health Acute	56	58	64	71	71	↑
Neurology	29	29	23	107	261	↑
Neurosurgery	32	28	28	27	24	↓
Obstetrics	614	636	674	712	671	↑
Oncology	26	26	33	43	52	↑
Ophthalmology	38	37	43	51	54	↑
Paediatrics	94	95	90	91	92	↓
Radiology	53	56	55	60	61	↑
Trauma & Orthopaedics	377	374	366	369	328	↓
Urology	64	59	62	66	63	↑
Other	414	441	440	459	445	↑
Unknown	64	77	69	62	102	↓
Total	3,613	3,647	3,734	3,995	4,022	↑

Table 15: Amount paid to date on cases open at any stage during 2019/20

HSC Trust/ Legacy HSS Board	Damages Paid	Defence Costs Paid	Plaintiff Costs Paid	Total Amount Paid	No. of Cases Open
Belfast	£37,540,104	£4,174,402	£8,647,335	£50,361,841	1,660
Northern	£15,330,992	£1,362,897	£2,907,961	£19,601,850	536
South Eastern	£27,311,430	£2,160,031	£4,553,970	£34,025,431	581
Southern	£17,678,414	£1,604,671	£3,714,088	£22,997,172	550
Western	£5,748,404	£986,526	£1,923,389	£8,658,319	555
Legacy HSSB	£13,057,959	£738,436	£1,621,943	£15,418,338	114
NIAS/NIBTS	£346,264	£40,846	£79,917	£467,027	26
Northern Ireland	£117,013,567	£11,067,808	£23,448,603	£151,529,978	4,022

Table 16: Amount paid to date on cases open at any stage during 2019/20, by speciality

Speciality	Damages Paid	Defence Costs Paid	Plaintiff Costs Paid	Total Amount Paid
Accident & Emergency	£15,751,564	£1,523,903	£3,385,337	£20,660,804
Anaesthetics & Pain Management	£719,500	£63,580	£198,089	£981,169
General Medicine	£2,683,430	£746,808	£665,994	£4,096,232
General Surgery	£1,662,412	£338,547	£653,395	£2,654,355
Neurology	£2,460,020	£268,271	£295,483	£3,023,774
Obstetrics	£73,650,024	£5,278,895	£12,619,636	£91,548,555
Oncology	£1,008,864	£125,123	£245,566	£1,379,552
Paediatrics	£5,731,788	£580,027	£1,517,889	£7,829,704
Trauma & Orthopaedics	£3,497,316	£655,640	£908,951	£5,061,908
Urology	£887,946	£128,945	£295,767	£1,312,658
Other	£8,960,704	£1,358,067	£2,662,497	£12,981,267
Total	£117,013,567	£11,067,808	£23,448,603	£151,529,978

Table 17: Amount paid to date on cases open at any stage during 2019/20, by nature of alleged incident

Nature of Incident Group	Damages Paid	Defence Costs Paid	Plaintiff Costs Paid	Total Amount Paid
Admissions/Referral	£2,563,067	£153,562	£266,506	£2,983,136
Assault (to patient & by patient)	£4,700	£2,005	£4,304	£11,010
Consent/Failure to warn	£30,000	£49,602	£30,716	£110,319
Diagnosis & Tests	£25,160,786	£2,937,549	£6,103,333	£34,201,668
Discharge	£0	£30	£0	£30
Facilities & Equipment	£20,875	£6,817	£11,393	£39,085
Infections	£465,733	£110,317	£199,038	£775,088
Level of Care/Supervision	£9,157,944	£671,124	£1,411,571	£11,240,639
Medication/Bloods/Fluids	£427,266	£162,467	£250,249	£839,982
Operation	£4,798,068	£519,875	£1,146,241	£6,464,184
Pregnancy/Childbirth	£43,238,422	£3,273,858	£7,468,770	£53,981,050
Treatment	£29,375,224	£2,649,528	£5,560,589	£37,585,341
Unexpected death	£30,000	£7,636	£16,021	£53,657
Other	£1,666,482	£422,914	£916,939	£3,006,336
Unknown	£75,000	£100,524	£62,931	£238,455
Total	£117,013,567	£11,067,808	£23,448,603	£151,529,978

Table 18: Amount paid to date by periodical payment orders on cases open at any stage during 2019/20

HSC Trust / Legacy HSS Board	Damages Paid	Defence Costs Paid	Plaintiff Costs Paid	Total Amount Paid	No. of PPOs
Belfast	£21,756,306	£1,532,604	£4,868,976	£28,157,887	11
South Eastern	£19,810,516	£1,382,724	£2,928,841	£24,122,081	10
Southern	£12,894,209	£777,788	£1,900,925	£15,572,923	7
Legacy, NIAS & NIBTS	£175,264	£23,715	£28,065	£227,045	1
Northern Ireland	£54,636,295	£3,716,832	£9,726,808	£68,079,935	29

Table 19: Cases closed by HSC Trust / Legacy HSS Board, by payments awarded (2019/20)

HSC Trust/Legacy HSS Board	Closed Without Payment		Closed With Payment		Total Cases Closed
	No.	%	No.	%	
Belfast	173	70.9%	71	29.1%	244
Northern	58	64.4%	32	35.6%	90
South Eastern	73	72.3%	28	27.7%	101
Southern	64	66.0%	33	34.0%	97
Western	65	70.7%	27	29.3%	92
Legacy, NIAS & NIBTS	8	44.4%	10	55.6%	18
Northern Ireland Total	441	68.7%	201	31.3%	642

Table 20: Amount paid on cases closed during 2019/20, by HSC Trust / Legacy HSS Board and type of payment

HSC Trust / Legacy HSS Board	No. of Cases Closed	Damages Paid	Defence Costs Paid	Plaintiff Costs Paid	Total Amount Paid
Belfast	71	£6,444,669	£927,429	£2,014,041	£9,386,139
Northern	32	£4,222,258	£297,593	£987,166	£5,507,017
South Eastern	28	£1,062,090	£204,197	£447,312	£1,713,599
Southern	33	£1,761,103	£292,450	£807,748	£2,861,301
Western	27	£2,018,464	£333,429	£693,996	£3,045,889
Legacy, NIAS & NIBTS	10	£465,000	£53,383	£118,522	£636,905
Northern Ireland	201	£15,973,583	£2,108,480	£5,068,785	£23,150,849

Table 21: Cases with legal costs exceeding damages awarded closed during 2019/20, by HSC Trust / Legacy HSS Board²²

HSC Trust / Legacy HSS Board	No. Of Cases Closed	Damages	Legal Costs	Cost Difference
Belfast	38	£414,239	£927,211	-£512,971
Northern	16	£133,250	£310,744	-£177,494
South Eastern	21	£91,800	£212,269	-£120,469
Southern	14	£258,444	£453,970	-£195,526
Western	*	£107,750	£331,516	-£223,766
Legacy, NIAS & NIBTS	*	£30,000	£46,364	-£16,364
Northern Ireland	107	£1,035,483	£2,282,072	-£1,246,588

Table 22: Amount paid on cases closed with no damages awarded during 2019/20, by HSC Trust / Legacy HSS Board and type of payment

HSC Trust / Legacy HSS Board	No. of Cases Closed	Defence Costs Paid	Plaintiff Costs Paid	Total Amount Paid
Belfast	13	£151,059	£0	£151,059
Northern	7	£16,058	£0	£16,058
South Eastern	10	£23,922	£7,238	£31,159
Southern	3	£5,343	£3,284	£8,627
Western	*	*	*	£8,487
Legacy, NIAS & NIBTS	*	*	*	£4,673
Northern Ireland	39	£209,542	£10,522	£220,063

²² In order to avoid personal disclosure an '*' represents a cell count of less than 4. When the anonymised figure can be deduced from the totals, the next smallest figure was also anonymised.

Table 23: Cases open at any stage during the year by nature of incident group (2019/20)²³

Nature of Incident Group	Belfast	Northern	South Eastern	Southern	Western	Legacy, NIAS & NIBTS	Total
Consent/Failure to warn	23	*	*	21	*	*	51
Diagnosis & Tests	395	122	104	148	99	18	886
Infections	39	5	4	12	12	0	72
Level of Care/Supervision/Follow-up	104	22	42	32	20	2	222
Medication/Bloods/Fluids	55	19	19	11	7	0	111
Operation	129	12	*	48	50	*	265
Pregnancy/Childbirth	77	78	37	84	86	21	383
Treatment	536	121	283	100	148	15	1203
Other	200	78	43	57	100	69	547
Unknown	102	78	*	37	29	*	282
Total	1,660	536	581	550	555	140	4,022

²³ In order to avoid personal disclosure an '*' represents a cell count of less than 4. When the anonymised figure can be deduced from the totals, the next smallest figure was also anonymised.

APPENDIX 1: TECHNICAL NOTES

This statistical release presents information on clinical/social care negligence cases open in Northern Ireland during the year ending 31st March 2020. Information was provided by all Health & Social Care (HSC) Trusts including the Northern Ireland Ambulance Service (NIAS), the Northern Ireland Blood Transfusion Service (NIBTS), Legacy HSS Boards and Agencies.

Data Collection

The information presented within this release is based on the quarterly CN1a and annual CN1 statistical returns. The CN1 statistical return was the first of two statistical returns introduced in June 2010 to monitor clinical/social care negligence cases in Northern Ireland. The CN1 return collects information on each case of clinical/social care negligence open during the year (1st April – 31st March). It details information on: the type of case, gender of patient, patient postcode, date of incident, date of case, date settled, date closed, specialty to which case is associated, nature of the incident, legal stage, outcome of the case, amount paid in damages, defence and plaintiff costs, date of birth and date of death if appropriate.

If no clinical/social care negligence cases were open at any time during the year, including those which were subsequently withdrawn or closed without payment of compensation against the HSC Trust, Legacy HSS Board or Agency, a nil return was submitted. For the 2019/20 CN1 return, a nil return was submitted by the Northern Ireland Guardian Ad Litem Agency (NIGALA).

The second of these statistical returns on clinical/social care negligence (CN1a) is collected on a quarterly basis and presents a summary of activity during each quarter. It details the number of cases open on the last day of the quarter, new cases opened, cases closed and financial payments made during the quarter.

Data providers are supplied with technical guidance documents outlining the methodologies that should be used in the collection, reporting and validation of each of these data returns. These documents can be accessed at the following link:

<https://www.health-ni.gov.uk/articles/clinical-negligence-statistics>

Rounding

Percentages and financial information have been rounded to one decimal place and as a consequence these may not sum to the totals.

Data Quality

The data featured in this release have been provided by HSC Trusts, Legacy HSS Boards and Agency information staff and have been validated by Hospital Information Branch (HIB) prior to release. HIB carried out a detailed series of validations to verify that information was consistent both within and across returns. Queries arising from validation checks were returned for clarification and if required returns were amended and/or re-submitted.

It is important to note that some cases will have been settled and/or closed since 31st March 2020 and these will be accounted for in the next publication, for 2020/21.

Main Uses of Data

The main uses of these data are to monitor and report the details of alleged clinical/social care negligence cases open at any stage during the year, for corporate monitoring, to inform and monitor related policy, and to respond to assembly questions and ad-hoc queries from the public.

Contextual Information

Readers should be aware that contextual information about Northern Ireland and the health services provided is available to read while using statistics from this publication.

This includes information on the current and future population, structures within the Health and Social Care system, the vision for future health services as well as targets and indicators. This information is available under the 'Guidance' tab at the following link:

<https://www.health-ni.gov.uk/articles/clinical-negligence-statistics>

APPENDIX 2: DEFINITIONS

1. Clinical/social care negligence:

For the purposes of this information collection, Clinical/Social Care Negligence is defined as:

“A breach of duty of care by members of the health care and social professions employed by HSC organisations or by others consequent on decisions or judgments made by members of those professions acting in the course of their employment, and which are admitted as negligent by the employer or determined as such through the legal process”.

2. Cases open

This refers to the total number of cases open on the last day of the financial year. An open case refers to all cases to which an official letter of notification of the intention to proceed with a case has been received and which had not been settled or closed by the last day of the year.

3. Cases settled

A settled case refers to any case settled that was not subsequently closed by the end of 2018/19. These cases may not be closed until the following year.

4. Cases closed during year

Cases closed during the year refers to the number of cases where the decision has been made to withdraw or not proceed with no money being awarded. It should also include cases where all monies awarded have been paid, and there is no longer any activity. A case is officially closed when DLS (Directorate of Legal Services) issue a letter that the case file has been closed.

5. New cases opened

This refers to any cases that were opened between 1st April 2018 and 31st March 2019.

6. Outcome unknown

Outcome unknown refers to cases where the outcome of the case was not recorded or there was no settled or closed date recorded.

7. Financial payments

Details the total amount paid during the quarter on: damages, plaintiff and defence costs.

8. Damages

Damages will include only costs associated with the case for damages and will exclude all costs associated with the Plaintiff and/or the Defence.

9. Defence costs

Defence costs should include the total of any Expert Reports, Costs of Junior Counsel, Senior Counsel, Loss Adjusters, Case Investigators, and any other defence costs.

10. Plaintiff costs

Plaintiff costs should include the Costs of Compensation Recovery Unit (CRU), Receipts, and any Third Party costs.

APPENDIX 3: NATURE OF INCIDENT

1. Application of excess force
2. Assault, Etc by Hospital staff
3. Bacterial Infection
4. Birth Defects
5. Clinical Trial
6. Cross Infection
7. Delay in Performing Operation
8. Diathermy Burns/reaction to prep agent
9. ECT Treatment
10. Equipment malfunction
11. Error with agent/dose/route/selection
12. Fail/delay treatment
13. Fail antenatal screening to detect congenital
14. Fail monitor dose/rate of syntocinon
15. Fail to act on abnormal blood test results
16. Fail to carry out Post Operative Observations
17. Fail to correctly apply forceps
18. Fail to diagnose pre-eclampsia
19. Fail to follow-up arrangements
20. Fail to inform test results
21. Fail to correctly interpret USS
22. Fail to make timely response to abnormal FHR
23. Fail to monitor 1st Stage labour
24. Fail to monitor 2nd Stage labour
25. Fail to recognise complication of treatment
26. Fail to supervise
27. Fail to warn (informed consent)
28. Fail/Delay admitting to hospital
29. Fail/Delay availability of SCBU beds
30. Fail/Delay availability of operating theatres
31. Fail/Delay obtain cord PH
32. Fail/Delay of availability of emergency anaesthetic
33. Fail/Delay referring to hospital
34. Fail/Delay resuscitation by paediatricians
35. Failed infection control policy/hospital hygiene
36. Failed sterilisation
37. Failure to interpret x-ray correctly
38. Failure to perform operation
39. Failure to perform tests
40. Failure to x-ray
41. Failure/Delay diagnosis
42. Forceps delivery
43. Foreign body left in situ
44. Hospital acquired infection
45. MRSA

46. Improper Delegation to unsupervised junior
47. Inadequate monitoring intra-operatively
48. Inadequate nursing care
49. Inadequate monitor in recovery room
50. Inappropriate use of forceps/ventouse
51. Inappropriate case selection
52. Inappropriate discharge
53. Inappropriate treatment
54. Incidents in community by absconded/discharge patient
55. Incorrect injection site
56. Infusion problems
57. Injured by another patient
58. Injury/harm to others by patient
59. Intra-operative problems
60. Intubation problems
61. Labial Tear
62. Lack of assistance/care
63. Lack of adequate Facilities/Equipment
64. Lack of pre-operative evaluation
65. Medication errors
66. Mendelsohn's syndrome
67. Not specified
68. Operate on wrong patient/body part
69. Operator error
70. Other
71. Performance Of operation that is not indicated
72. Perineal Tear-1st, 2nd, 3rd Deg
73. Poor application of plaster cast
74. Premature ceasure of treatment
75. Problem Blood/fluids
76. Problems with medical records
77. Re-canalisation
78. Removal & retention of organs
79. Repeated attempt forceps delivery and or ventouse
80. Self harm
81. Sexual Abuse
82. Surgical Foreign body left in situ
83. Tooth Injury cases & patient positioning problem
84. Unexpected death
85. Unknown
86. Unlawful detention – mental health
87. Wrong application of electrode
88. Wrong diagnosis made
89. Pregnancy & childbirth

APPENDIX 4: GENERAL GROUP BY NATURE OF INCIDENT

Diagnosis & Tests

- 37. Failure to interpret x-ray correctly
- 39. Failure to perform tests
- 40. Failure to x-ray
- 41. Failure/Delay diagnosis
- 64. Lack of pre-operative evaluation
- 88. Wrong diagnosis made

Treatment

- 9. ECT Treatment
- 12. Fail/delay treatment
- 25. Fail to recognise complication of treatment
- 32. Fail/Delay of availability of emergency anaes
- 34. Fail/Delay resuscitation by paediatricians
- 53. Inappropriate treatment
- 55. Incorrect injection site
- 56. Infusion problems
- 73. Poor application of plaster cast
- 74. Premature ceasure of treatment
- 87. Wrong application of electrode

Operation

- 7. Delay in Performing Operation
- 8. Diathermy Burns/reaction to prep agent
- 36. Failed sterilisation
- 38. Failure to perform operation
- 43. Foreign body left in situ
- 59. Intra-operative problems
- 68. Operate on wrong patient/body part
- 69. Operator error
- 71. Performance Of operation that is not indicated
- 77. Re-canalisation
- 82. Surgical Foreign body left in situ

Pregnancy & Childbirth

- 4. Birth Defects
- 13. Fail antenatal screening to detect congenital
- 14. Fail monitor dose/rate of syntocinon
- 17. Fail to correctly apply forceps
- 18. Fail to diagnose pre-eclampsia
- 21. Fail to correctly interpret USS
- 22. Fail to make timely response to abnormal FHR
- 23. Fail to monitor 1st Stage labour

- 24. Fail to monitor 2nd Stage labour
- 31. Fail/Delay obtain cord PH
- 42. Forceps delivery
- 50. Inappropriate use of forceps/ventouse
- 61. Labial Tear
- 72. Perineal Tear-1st, 2nd, 3rd Deg
- 79. Repeated attempt forceps delivery and or ventouse
- 89. Pregnancy & childbirth

Level of Care/Supervision/Follow-up

- 15. Fail to act on abnormal blood test results
- 16. Fail to carry out Post Operative Observations
- 19. Fail to follow-up arrangements
- 20. Fail to inform test results
- 26. Fail to supervise
- 46. Improper Delegation to unsupervised junior
- 47. Inadequate monitoring intra-operatively
- 48. Inadequate nursing care
- 49. Inadequate monitor in recovery room
- 62. Lack of assistance/care

Medication/Bloods/Fluids

- 11. Error with agent/dose/route/selection
- 65. Medication errors
- 75. Problem Blood/fluids

Infections

- 3. Bacterial Infection
- 6. Cross Infection
- 35. Failed infection control policy/hospital hygiene
- 44. Hospital acquired infection
- 45. MRSA

Consent/Failure to warn

- 27. Fail to warn (informed consent)

Facilities & Equipment

- 10. Equipment malfunction
- 63. Lack of adequate Facilities/Equipment

Assault (to patient & by patient)

- 57. Injured by another patient
- 58. Injury/harm to others by patient

Discharge

- 52. Inappropriate discharge

Admissions/Referral

- 28. Fail/Delay admitting to hospital
- 29. Fail/Delay availability of SCBU beds
- 30. Fail/Delay availability of operating theatres
- 33. Fail/Delay referring to hospital

Unexpected death

- 84. Unexpected death

Other

- 1. Application of excess force
- 2. Assault, etc by Hospital staff
- 5. Clinical Trial
- 51. Inappropriate case selection
- 54. Incidents in community by absconded/discharge patient
- 60. Intubation problems
- 66. Mendelsohn's syndrome
- 67. Not specified
- 70. Other
- 76. Problems with medical records
- 78. Removal & retention of organs
- 80. Self harm
- 81. Sexual Abuse
- 83. Tooth Injury cases & patient positioning problem
- 86. Unlawful detention – mental health

Unknown

- 85. Unknown

APPENDIX 5: CASE SPECIALTY

1. Accident & Emergency
2. Allied Health Professions
3. Anaesthetics & Pain Management
4. Blood Transfusion
5. Burns, Plastic and Maxillofacial Surgery
6. Cardiac Surgery
7. Cardiology
8. Child & Adolescent Psychiatry
9. Children and Young People Services
10. Clinical Genetics
11. Community Nursing/Midwives
12. Community Paediatrics
13. Day Care Services
14. Dentistry
15. Dermatology
16. Domiciliary Services
17. ENT
18. General Medicine
19. General Surgery
20. Genito-Urinary Medicine
21. Geriatric Medicine
22. Gynaecology
23. Haematology (Clinical)
24. Infectious Diseases
25. Joint Consultant Clinics
26. Learning Disability
27. Mental Health Acute
28. Mental Health Community
29. Neonatology
30. Nephrology
31. Neurology
32. Neurosurgery
33. Nuclear Medicine
34. Obstetrics
35. Occupational Health Medicine
36. Old Age Psychiatry
37. Oncology
38. Ophthalmology
39. Other
40. Paediatric Neurology
41. Paediatric Surgery
42. Paediatrics
43. Palliative Care
44. Pathology (Laboratory Services)
45. Pharmacology

46. Physical Disability/Sensory Support
47. Radiology
48. Rehabilitation
49. Residential Care
50. Supported Living
51. Thoracic Surgery
52. Trauma & Orthopaedics
53. Urology
54. Vascular
55. Unknown

APPENDIX 6: HOSPITAL INFORMATION BRANCH (HIB)

Hospital Information Branch is responsible for the collection, quality assurance, analysis and publication of timely and accurate information derived from a wide range of statistical information returns supplied by the Health & Social Care (HSC) Trusts and the HSC Board. Statistical information is collected routinely from a variety of electronic patient level administrative systems and pre-defined EXCEL survey return templates.

The Branch aims to present information in a meaningful way and provide advice on its uses to customers in the HSC Committee, Professional Advisory Groups, policy branches within the DoH, other Health organisations, academia, private sector organisations, charity/voluntary organisations as well as the general public. The statistical information collected is used to contribute to major exercises such as reporting on the performance of the HSC system, other comparative performance exercises, target setting and monitoring, development of service frameworks as well as policy formulation and evaluation. In addition, the information is used in response to a significantly high volume of Parliamentary / Assembly questions and ad-hoc queries each year.

Information is disseminated through a number of key statistical publications, including: Inpatient Activity, Outpatient Activity, Emergency Care, Mental Health & Learning Disability and Waiting Time Statistics (Inpatient, Outpatient, Diagnostics and Cancer). A detailed list of these publications is available from:

Website: <https://www.health-ni.gov.uk/topics/doh-statistics-and-research>

Further information on Clinical / Social Care Negligence Cases in Northern Ireland, is available from:

Michael O'Donnell
Hospital Information Branch
Information & Analysis Directorate
Department of Health
Stormont Estate
Belfast, BT4 3SQ

Email: statistics@health-ni.gov.uk

This Statistical bulletin and others published by Hospital Information Branch are available to download from the DoH Internet site at:

Internet address: <https://www.health-ni.gov.uk/topics/doh-statistics-and-research>