



Department for the
Economy
www.economy-ni.gov.uk

Trade in Goods Data Analysis Northern Ireland – South Korea (2019-2021)

November 2022



Creating a globally competitive economy that works for everyone

Contents

This pack draws on publicly available information collected by HMRC in relation to the Regional Trade Statistics for imports and exports from/to South Korea for Northern Ireland (NI). This slide pack includes information and analysis on:

- UK Trade in Goods with South Korea - Imports and Exports.
- Import and Export Analysis by Sector - SITC1.
- Import and Export Analysis by Sector - SITC2.

Background to Source Data

- HMRC Regional Trade Statistics have been the basis of the analysis. Data are downloaded from the HMRC website:
[UK Trade RTS Trade Data](#)
- Data are presented for the calendar years 2019, 2020 and 2021.
- A proportion of the export data from the HMRC database could not be attributed to any UK region. The data appears as 'unallocated' within the tables.
- The data are only available for goods. Trade in services is not included in this analysis.
- The data from companies who are not registered for VAT are not included in RTS.
- Figures may not add due to rounding.
- The data may be subject to quarterly revisions.

Summary of Key Messages:

UK Trade in Goods with South Korea – Imports

- Total NI imports in 2021 were £7.9bn. Imports from South Korea were £16.5m which was 0.2% of total NI imports. South Korea is the 42nd largest country for NI imports.
- NI's imports from South Korea decreased from £28.2m in 2019 to £17.3m in 2020 (-39%). Imports decreased further to £16.5m in 2021 (-5%).
- UK imports of goods from South Korea decreased from £4.1bn in 2019 to £3.8bn in 2020 (-7%), however imports recovered to £4.6bn in 2021 (+22%). In 2021, the share of NI's imports from South Korea was 0.2% compared to 1.3% for Wales, 1.2% for England and 0.4% for Scotland.

UK Trade in Goods with South Korea – Exports

- Total NI exports in 2021 were £8.0bn. Exports to South Korea were £36.1m which was 0.5% of total NI exports. South Korea is the 27th largest country for NI exports.
- NI's exports to South Korea increased from £23.8m in 2019 to £27.3m in 2020 (+15%). Exports then increased to £36.1m in 2021 (+32%).
- UK exports of goods to South Korea increased from £3.7bn in 2019 to £3.8bn in 2020 (+4%). Exports increased further to £4.7bn in 2021 (+23%). In 2021, the share of NI's exports to South Korea was 0.5% compared to 2.4% for Scotland, 1.6% for England and 1.0% for Wales.

South Korea Import Analysis by Sector (SITC1)

- Chemicals & related products, Manufactured goods classified chiefly by material & Machinery & transport equipment accounted for the majority (78% - 91%) of NI's imports from South Korea from 2019 to 2021.
- Imports from South Korea increased in England by 20% from 2019 - 2021, but fell by 42% in NI, 40% in Wales and 15% in Scotland.
- From 2019-2021, the sector which had the largest increase in imports for Scotland (£4.0m) and Wales (£7.7m) was Crude materials, inedible, except fuels. For England, Machinery & transport equipment increased by £471.2m, while for NI, Miscellaneous manufactured articles increased by £0.8m.

South Korea Export Analysis by Sector (SITC1)

- Miscellaneous manufactured articles, Chemicals & related products and Machinery & transport equipment accounted for the majority (76% - 83%) of NI's exports to South Korea from 2019 to 2021.
- Exports to South Korea increased in England by 37%, NI by 52%, Scotland by 143% while exports fell by 30% in Wales in 2021 when compared to 2019.
- The sector which had the largest increase in exports for England (£558.9m) and Scotland (£347.5m) was Mineral fuels, lubricants & related materials from 2019-2021. Miscellaneous manufactured articles seen the most growth in NI (£7.3m) and Food & live animals seen the most growth in Wales (£5.7m).

Summary of Key Messages: SITC2 Sectors

Import Analysis by Sector – SITC2

- The top 10 SITC2 sectors for NI provided 86% of total imports from South Korea in 2021, which was lower than Wales (93%) but higher than Scotland (79%) and England (79%).
- In 2021, 69% of NI imports from South Korea were provided by the top 5 SITC2 commodities – Rubber manufactures n.e.s. (28%), General industrial machinery & eqp. & machine pt.n.e.s (13%), Miscellaneous manufactured articles n.e.s (11%), Ele machinery, app & appliances & ele pt thereof n.e.s (9%) and Organic chemicals (8%).
- Rubber manufactures was the largest SITC2 sector for NI accounting for 28% of imports from South Korea in 2021. It was the 12th largest sector for England (£76.9m), 11th largest for Scotland (£3.6m) and 15th largest for Wales (£1.0m).
- Looking at the UK as a whole, the largest import commodity from South Korea in 2021 was: Road vehicles (£1.5bn).

Export Analysis by Sector – SITC2

- The top 10 SITC2 sectors for NI provided 90% of total exports to South Korea in 2021, which was higher than Wales (85%) and England (76%) but the same as Scotland (90%).
- In 2021, 75% of NI exports to South Korea were provided by the top 5 SITC2 sectors – Medicinal & pharmaceutical products (25%), Articles of apparel & clothing accessories (20%), Professional, scientific & controlling ins & app n.e.s (16%), Beverages (9%), Dairy products & birds' eggs (5%).
- Medicinal & pharmaceutical products was the largest SITC2 sector for NI accounting for 25% of exports in 2021. It did not feature in top 10 sectors for Scotland or Wales. However, it was 10th largest export commodity for England at £105.2m (3%).
- Looking at the UK as a whole, the largest export commodity to South Korea in 2021 was: Petroleum, petroleum products & related materials (£1.1bn).

UK Trade in Goods with South Korea - Imports

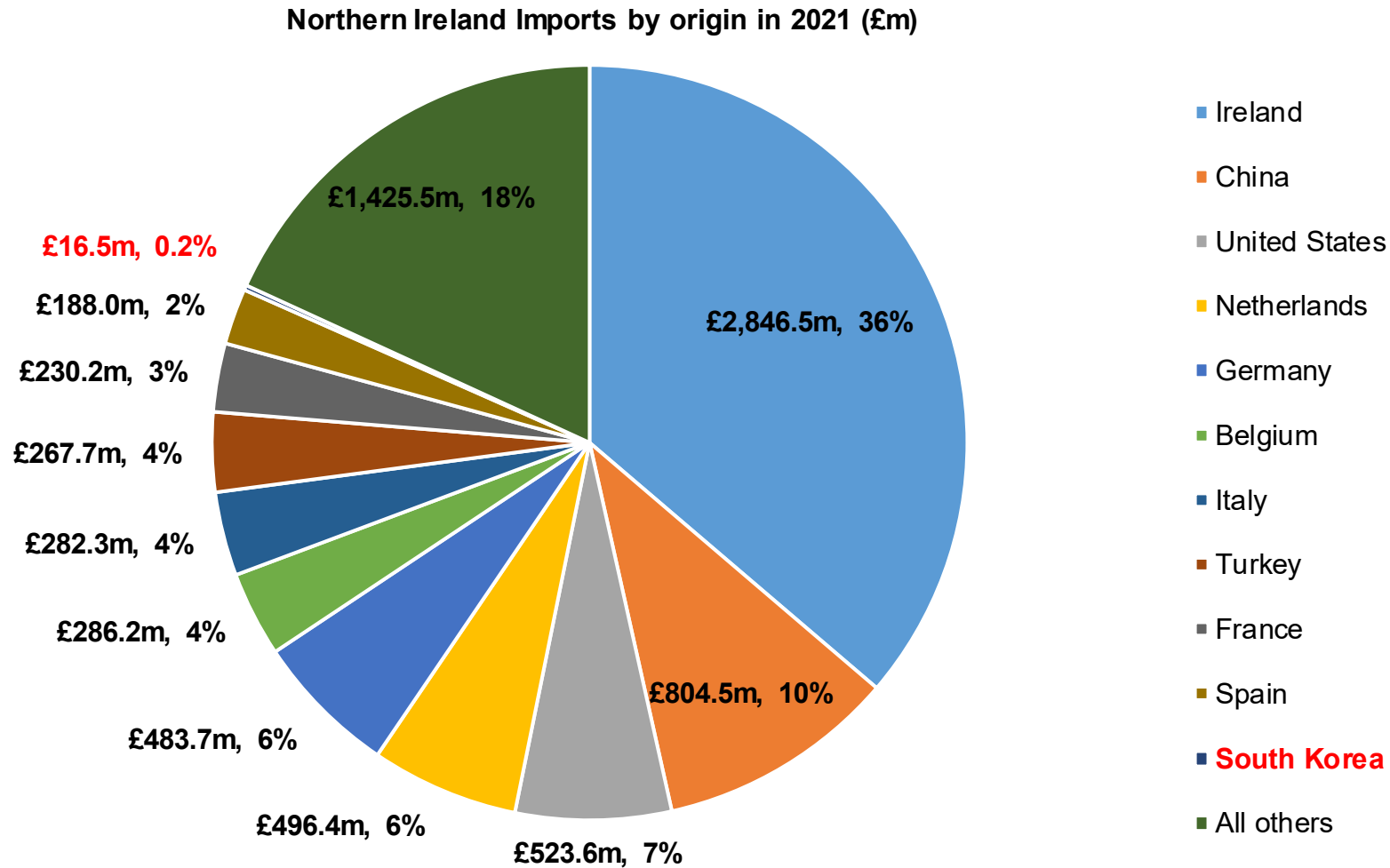
The share of total UK imports from South Korea was 1.0% in 2021.

UK Import of Goods from South Korea (£m) (2019-2021)

	2019			2020			2021		
	Total Imports	Imports from South Korea	South Korea share of total (%)	Total Imports	Imports from South Korea	South Korea share of total (%)	Total Imports	Imports from South Korea	South Korea share of total (%)
England	£394,859.2m	£3,477.9m	0.9%	£329,566.5m	£3,304.8m	1.0%	£358,832.9m	£4,163.2m	1.2%
Northern Ireland	£8,065.8m	£28.2m	0.3%	£6,937.0m	£17.3m	0.2%	£7,851.1m	£16.5m	0.2%
Scotland	£23,700.0m	£121.9m	0.5%	£20,014.0m	£99.6m	0.5%	£24,765.5m	£103.9m	0.4%
Wales	£18,221.6m	£353.3m	1.9%	£14,260.6m	£253.6m	1.8%	£16,145.7m	£212.2m	1.3%
Unallocated	£42,996.6m	£124.3m	0.3%	£52,273.7m	£125.2m	0.2%	£52,529.7m	£134.6m	0.3%
UK Total	£487,843.3m	£4,105.7m	0.8%	£423,051.8m	£3,800.6m	0.9%	£460,125.0m	£4,630.5m	1.0%

- UK imports of goods from South Korea decreased from £4.1bn in 2019 to £3.8bn in 2020 (-7%), however imports recovered to £4.6bn in 2021 (+22%).
- NI's imports from South Korea decreased from £28.2m in 2019 to £17.3m in 2020 (-39%). Imports decreased further to £16.5m in 2021 (-5%).
- The share of total NI imports from South Korea decreased from 0.3% in 2019 to 0.2% in 2020/2021.
- In 2021, South Korea accounted for 1.0% of the UK's total imports. The share of NI's imports from South Korea was 0.2% compared to 1.3% for Wales, 1.2% for England and 0.4% for Scotland.
- NI had 0.4% of UK imports from South Korea in 2021 compared to 89.9% for England, 4.6% for Wales and 2.2% for Scotland. The remaining 2.9% was unallocated.

Imports from South Korea were £16.5m in 2021 which was 0.2% of NI's total Imports.



- Total NI imports in 2021 were £7.9bn. Ireland accounted for 36% of NI imports in 2021 (£2.8bn). This was followed by China at 10% (£804.5m) and the United States at 7% (£523.6m).
- South Korea is the 42nd largest provider of imports in NI in 2021 – accounting for 0.2% or £16.5m of total imports.

UK Trade in Goods with South Korea - Exports

The share of total UK exports to South Korea was 1.5% in 2021.

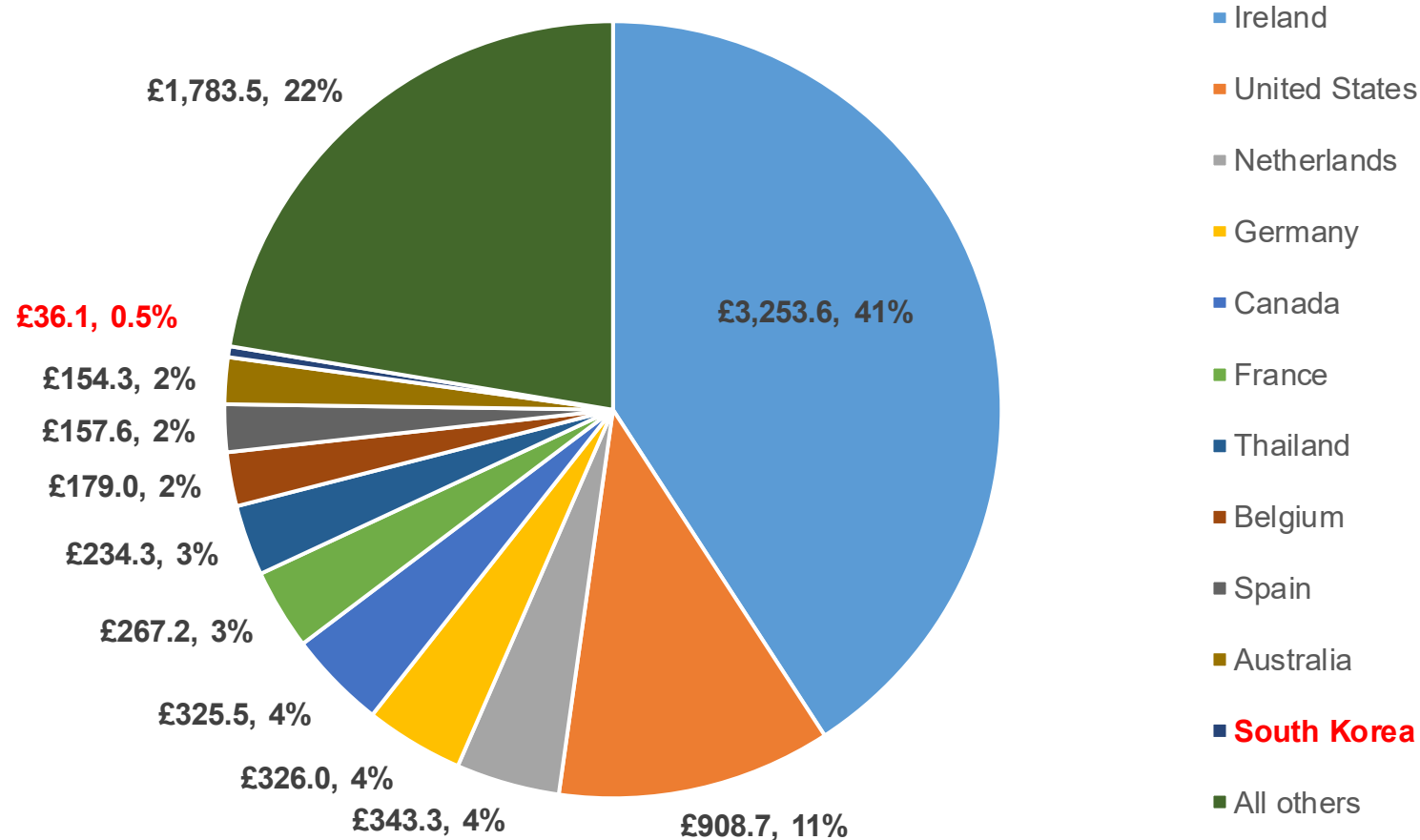
UK Export of Goods to South Korea (£m) (2019-2021)

	2019			2020			2021		
	Total Exports	Exports to South Korea	South Korea share of total (%)	Total Exports	Exports to South Korea	South Korea share of total (%)	Total Exports	Exports to South Korea	South Korea share of total (%)
England	£247,900.1m	£2,683.0m	1.1%	£212,438.5m	£2,944.7m	1.4%	£226,383.1m	£3,663.9m	1.6%
Northern Ireland	£9,138.0m	£23.8m	0.3%	£7,869.2m	£27.3m	0.3%	£7,969.4m	£36.1m	0.5%
Scotland	£33,757.2m	£281.8m	0.8%	£26,580.9m	£369.7m	1.4%	£28,928.8m	£684.3m	2.4%
Wales	£17,760.2m	£205.0m	1.2%	£13,534.5m	£177.1m	1.3%	£15,207.5m	£144.5m	1.0%
Unallocated	£31,686.4m	£491.7m	1.6%	£30,197.1m	£302.5m	1.0%	£33,225.1m	£170.5m	0.5%
UK Total	£340,241.9m	£3,685.3m	1.1%	£290,620.2m	£3,821.3m	1.3%	£311,713.9m	£4,699.3m	1.5%

- UK exports of goods to South Korea increased from £3.7bn in 2019 to £3.8bn in 2020 (+4%). Exports increased further to £4.7bn in 2021 (+23%).
- NI's exports to South Korea increased from £23.8m in 2019 to £27.3m in 2020 (+15%). Exports then increased to £36.1m in 2021 (+32%).
- The share of total NI exports to South Korea increased from 0.3% in 2019/2020 to 0.5% in 2021.
- In 2021, South Korea accounted for 1.5% of the UK's total exports. The share of NI's exports to South Korea was 0.5% compared to 2.4% for Scotland, 1.6% for England and 1.0% for Wales.
- NI had 0.8% of UK exports to South Korea in 2021. England accounted for 78.0%, followed by Scotland at 14.6% and Wales at 3.1%. The remaining 3.6% was unallocated.

Exports to South Korea were £36.1m in 2021, which was 0.5% of NI's total exports.

Northern Ireland Exports by origin in 2021 (£m)



- Total NI exports in 2021 were £8.0bn. Ireland accounted for 41% of NI imports in 2021 (£3.3bn). This was followed by the United States at 11% (£908.7m) and the Netherlands at 4% (£343.3m).
- South Korea is the 27th largest recipient of exports from NI in 2021 – accounting for 0.5% or £36.1m of total exports.

Import Analysis by Sector (SITC1)

Chemicals & related products, Manufactured goods classified chiefly by material & Machinery & transport equipment accounted for the majority (78% - 91%) of NI's imports from South Korea from 2019 to 2021.

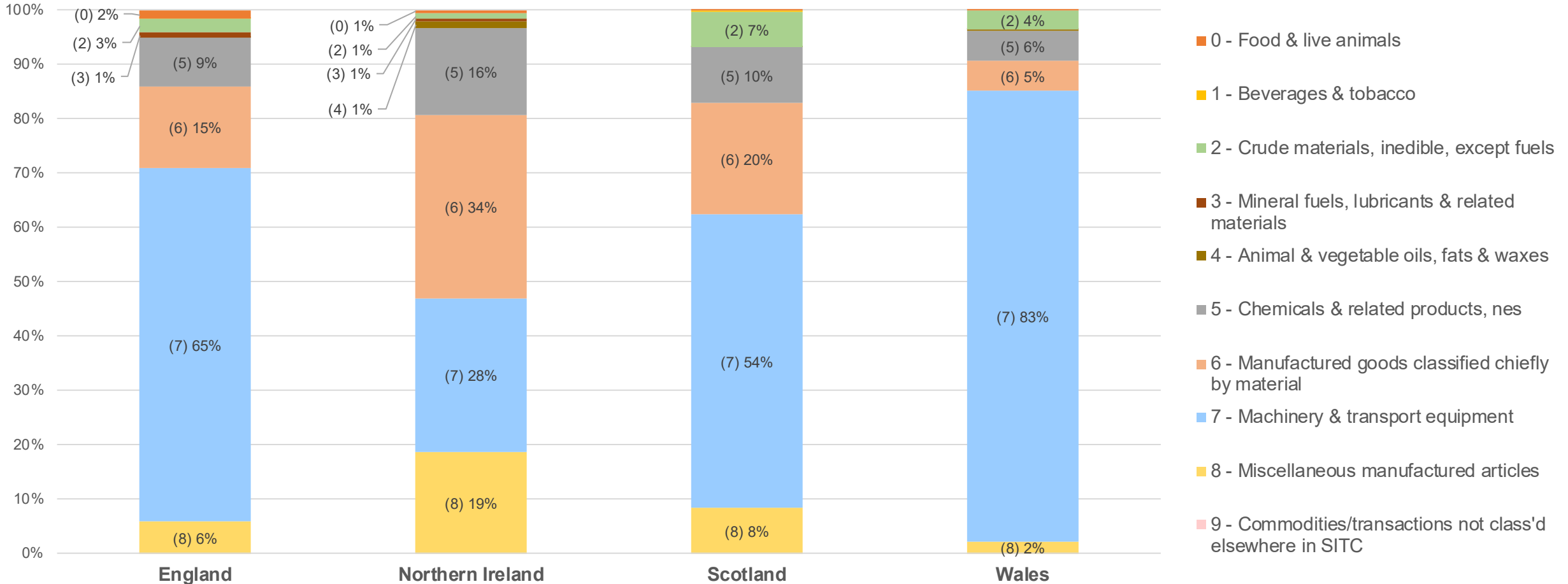
Total NI Import of Goods from South Korea by SITC1 Commodity (£m), 2019-2021

SITC1 Code	2019	% of Total	2020	% of Total	2021	% of Total
Manufactured goods classified chiefly by material	£5.1m	18%	£4.6m	27%	£5.5m	34%
Machinery & transport equipment	£14.2m	50%	£5.9m	34%	£4.7m	28%
Miscellaneous manufactured articles	£2.3m	8%	£1.9m	11%	£3.1m	19%
Chemicals & related products	£6.4m	23%	£4.6m	26%	£2.6m	16%
Crude materials, inedible, except fuels	£0.0m	0%	£0.0m	0%	£0.2m	1%
Animal & vegetable oils, fats & waxes	£0.0m	0.1%	£0.2m	1%	£0.2m	1%
Food & live animals	£0.1m	0.3%	£0.1m	0.5%	£0.1m	1%
Mineral fuels, lubricants & related materials	£0.1m	0.4%	£0.1m	0.4%	£0.1m	1%
Beverages & tobacco	£0.0m	0%	£0.0m	0.01%	£0.0m	0%
Commodities/transactions not class'd elsewhere in SITC	£0.0m	0%	£0.0m	0%	£0.0m	0%
Grand Total	£28.2m	100%	£17.3m	100%	£16.5m	100%

- Chemicals & related products, Manufactured goods classified chiefly by material & Machinery & transport equipment accounted for the majority (78% - 91%) of NI's imports from South Korea from 2019 to 2021.
- From 2019-2021, imports of Machinery & transport equipment accounted for £24.8m (40%) of total imports from South Korea. This was followed by manufactured goods classified chiefly by material at £15.2m (25%) and chemicals & related products at £13.6m (22%).
- Imports of machinery & transport equipment decreased by £9.5m from 2019-2021 (-67%) and chemicals & related products by £3.8m (-59%). In contrast, imports of Miscellaneous manufactured articles increased by £0.8m (+35%), and Manufactured goods classified chiefly by material by £0.4m (+8%).

Machinery & transport equipment was the largest imported good from South Korea in 2021 across all UK regions, with the exception of NI where around one third of imports are Manufactured goods classified chiefly by material.

Total UK Import of Goods from South Korea by SITC1 Commodity in 2021



- Machinery & transport equipment was the largest imported good from South Korea in 2021 across all UK regions, with the exception of NI where around one third of imports are Manufactured goods classified chiefly by material. This was also an important sector for Scotland (20%) and England (15%).
- The top importing sectors for NI in 2021 were Manufactured goods classified chiefly by material (34%), Machinery & transport equipment (28%) and Miscellaneous manufactured articles (19%).

Import of goods from South Korea decreased across all regions from 2019-21 apart from England

Total UK Import of Goods from South Korea by SITC1 (£m), 2019-2021

UK Region by SITC	England			NI			Scotland			Wales		
	2019	2020	2021	2019	2020	2021	2019	2020	2021	2019	2020	2021
Food & live animals	£39.7m	£40.8m	£63.4m	£0.1m	£0.1m	£0.1m	£0.1m	£0.1m	£0.1m	£0.0m	£0.0m	£0.0m
Beverages & tobacco	£4.7m	£3.1m	£4.2m	£0.0m	£0.0m	£0.0m	£0.6m	£0.0m	£0.2m	£0.0m	£0.0m	£0.0m
Crude materials, inedible, except fuels	£66.8m	£88.5m	£105.6m	£0.0m	£0.0m	£0.2m	£2.8m	£5.9m	£6.8m	£0.0m	£0.1m	£7.7m
Mineral fuels, lubricants & related materials	£132.4m	£115.9m	£36.1m	£0.1m	£0.1m	£0.1m	£4.7m	£3.9m	£0.0m	£0.2m	£2.0m	£0.0m
Animal & vegetable oils, fats & waxes	£0.3m	£0.6m	£0.6m	£0.0m	£0.2m	£0.2m	£1.1m	£0.0m	£0.0m	£0.1m	£0.2m	£0.2m
Chemicals & related products	£277.4m	£247.2m	£375.4m	£6.4m	£4.6m	£2.6m	£12.6m	£9.0m	£10.7m	£7.4m	£8.5m	£12.0m
Manufactured goods classified chiefly by material	£454.5m	£425.7m	£622.4m	£5.1m	£4.6m	£5.5m	£35.0m	£21.0m	£21.3m	£13.1m	£11.4m	£11.6m
Machinery & transport equipment	£2,242.9m	£2,176.1m	£2,714.1m	£14.2m	£5.9m	£4.7m	£56.1m	£52.3m	£56.1m	£321.7m	£227.5m	£175.8m
Miscellaneous manufactured articles	£259.3m	£207.1m	£241.5m	£2.3m	£1.9m	£3.1m	£9.1m	£7.5m	£8.7m	£10.8m	£3.9m	£4.8m
Commodities/transactions not class'd elsewhere in SITC	£0.0m	£0.0m	£0.0m	£0.0m	£0.0m	£0.0m	£0.0m	£0.0m	£0.0m	£0.0m	£0.0m	£0.0m
Total	£3,477.9m	£3,304.8m	£4,163.2m	£28.2m	£17.3m	£16.5m	£121.9m	£99.6m	£103.9m	£353.3m	£253.6m	£212.2m

- Imports from South Korea increased in England by 20% from 2019 - 2021, but fell by 42% in NI, 40% in Wales and 15% in Scotland.
- From 2019-2021, the sector which had the largest increase in imports for Scotland (£4.0m) and Wales (£7.7m) was Crude materials, inedible, except fuels. For England, Machinery & transport equipment increased by £471.2m, while for NI, Miscellaneous manufactured articles increased by £0.8m.
- Machinery & transport equipment had the largest decrease in NI (-£9.5m) and Wales (-£145.9m). For England, Mineral fuels, lubricants & related materials decreased by £96.3m, while for Scotland Manufactured goods classified chiefly by material decreased by £13.7m.

Export Analysis by Sector (SITC1)



Miscellaneous manufactured articles, Chemicals & related products and Machinery & transport equipment accounted for the majority (76% - 83%) of NI's exports to South Korea from 2019 to 2021.

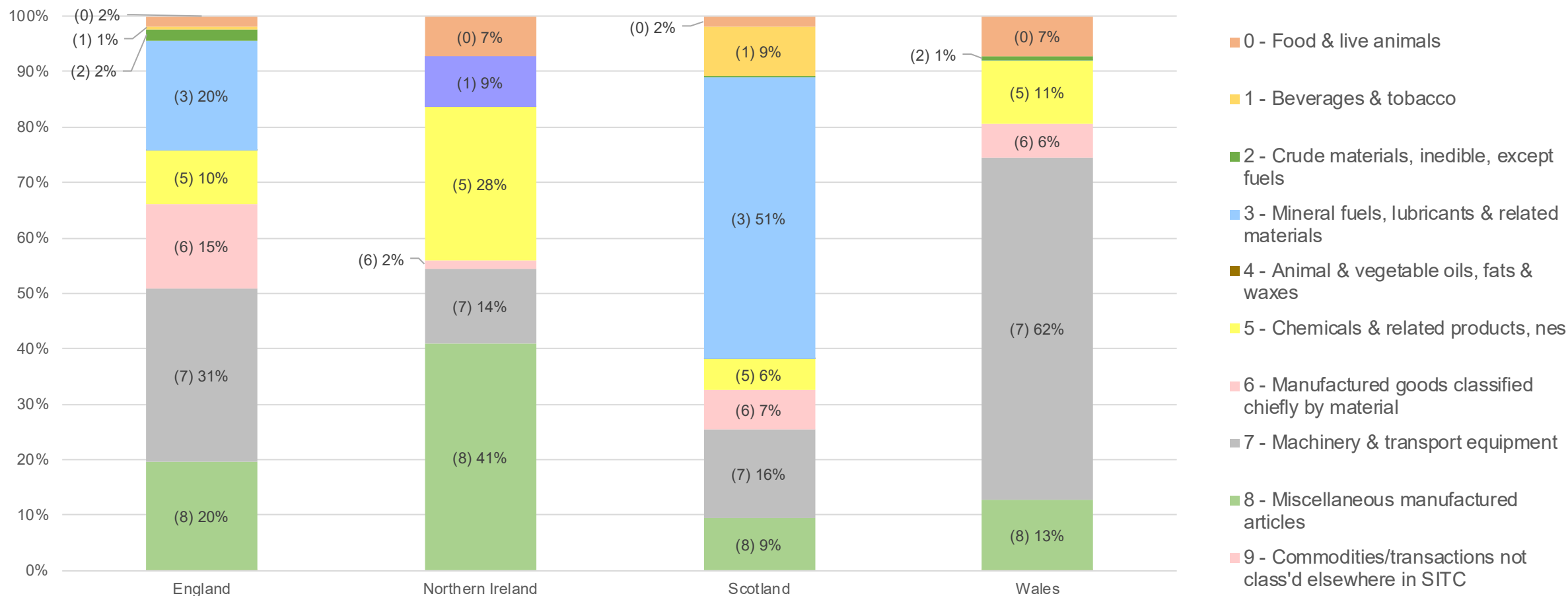
Total NI Export of Goods to South Korea by SITC1 Commodity (£m) 2019-2021

SITC1 Code	2019	%	2020	%	2021	%
Miscellaneous manufactured articles	£7.5m	31%	£9.8m	36%	£14.8m	41%
Chemicals & related products	£5.0m	21%	£8.9m	33%	£9.9m	28%
Machinery & transport equipment	£5.6m	23%	£3.9m	14%	£4.9m	14%
Beverages & tobacco	£3.2m	14%	£2.5m	9%	£3.3m	9%
Food & live animals	£1.9m	8%	£1.7m	6%	£2.6m	7%
Manufactured goods classified chiefly by material	£0.6m	2%	£0.4m	1%	£0.5m	2%
Crude materials, inedible, except fuels	£0.0m	0%	£0.0m	0%	£0.0m	0%
Mineral fuels, lubricants & related materials	£0.0m	0%	£0.0m	0%	£0.0m	0%
Animal & vegetable oils, fats & waxes	£0.0m	0%	£0.0m	0%	£0.0m	0%
Commodities/transactions not class'd elsewhere in SITC	£0.0m	0%	£0.0m	0%	£0.0m	0%
Total	£23.8m	100%	£27.3m	100%	£36.1m	100%

- Miscellaneous manufactured articles, Chemicals & related products and Machinery & transport equipment accounted for the majority (76% - 83%) of NI's exports to South Korea from 2019 to 2021.
- From 2019-2021, exports of Miscellaneous manufactured articles accounted for £32.1m (37%) of total exports to South Korea. This was followed by Chemicals & related products at £23.8m (27%) and Machinery & transport equipment at £14.4m (17%).
- Exports of Machinery & transport decreased by £0.7m from 2019 to 2021 (-13%) and manufactured goods classified chiefly by material by £0.1m (-17%). In contrast, exports of Miscellaneous manufactured articles increased by £7.3m (+97%) while exports of chemicals & related products increased by £4.9m (+98%).

In 2021, the key commodities across each region differed. In NI, Miscellaneous manufactured articles and Chemicals & related products accounted for more than two-thirds of exports in 2021.

Total UK Export of Goods to South Korea by SITC1 Commodity in 2021



- In 2021, the key commodities across each region differed significantly. The top three exporting sectors for both England (71%) and Scotland (76%) in 2021 were Machinery & transport equipment, Miscellaneous manufactured articles and Mineral fuels, lubricants & related materials.
- Miscellaneous manufactured articles (41%) and Chemicals & related products (28%) accounted for 69% of NI's exports; while Machinery & transport equipment (62%) and Miscellaneous manufactured articles (13%) accounted for 75% of Welsh exports.

Export of goods to South Korea increased across all regions from 2019-21 apart from Wales.

Total UK Export of Goods to South Korea by SITC1 (£m), 2019-2021

	England			NI			Scotland			Wales		
UK Region by SITC	2019	2020	2021	2019	2020	2021	2019	2020	2021	2019	2020	2021
Food & live animals	£55.5m	£55.5m	£65.7m	£1.9m	£1.7m	£2.6m	£19.5m	£19.5m	£12.2m	£4.7m	£6.2m	£10.4m
Beverages & tobacco	£30.1m	£17.3m	£21.4m	£3.2m	£2.5m	£3.3m	£81.9m	£48.4m	£61.3m	£0.0m	£0.0m	£0.0m
Crude materials, inedible, except fuels	£57.6m	£56.1m	£73.2m	£0.0m	£0.0m	£0.0m	£2.2m	£1.3m	£1.8m	£1.2m	£0.7m	£1.1m
Mineral fuels, lubricants & related materials	£168.0m	£474.3m	£726.9m	£0.0m	£0.0m	£0.0m	£0.0m	£85.2m	£347.5m	£0.0m	£0.0m	£0.0m
Animal & vegetable oils, fats & waxes	£1.8m	£2.3m	£2.2m	£0.0m	£0.0m	£0.0m	£0.0m	£0.2m	£0.3m	£0.0m	£0.0m	£0.0m
Chemicals & related products	£406.6m	£420.2m	£348.2m	£5.0m	£8.9m	£9.9m	£28.4m	£34.8m	£37.7m	£52.1m	£39.9m	£16.6m
Manufactured goods classified chiefly by material	£202.9m	£312.4m	£562.1m	£0.6m	£0.4m	£0.5m	£14.7m	£25.7m	£49.1m	£11.6m	£8.4m	£8.7m
Machinery & transport equipment	£1,317.2m	£1,125.7m	£1,142.9m	£5.6m	£3.9m	£4.9m	£100.7m	£110.4m	£109.7m	£122.2m	£109.7m	£89.2m
Miscellaneous manufactured articles	£443.4m	£480.9m	£721.3m	£7.5m	£9.8m	£14.8m	£34.4m	£44.0m	£64.7m	£13.1m	£10.7m	£18.5m
Commodities/transactions not class'd elsewhere in SITC	£0.0m	£0.0m	£0.1m	£0.0m	£0.0m	£0.0m	£0.0m	£0.0m	£0.0m	£0.0m	£1.5m	£0.0m
Total	£2,683.0m	£2,944.7m	£3,663.9m	£23.8m	£27.3m	£36.1m	£281.8m	£369.7m	£684.3m	£205.0m	£177.1m	£144.5m

- Exports to South Korea increased in England by 37%, NI by 52%, Scotland by 143% while exports fell by 30% in Wales in 2021 when compared to 2019.
- The sector which had the largest increase in exports for England (£558.9m) and Scotland (£347.5m) was Mineral fuels, lubricants & related materials from 2019-2021. Miscellaneous manufactured articles seen the most growth in NI (£7.3m) and Food & live animals seen the most growth in Wales (£5.7m).
- Exports of Machinery & transport equipment had the largest decrease in England (-£174.3m) and NI (-£0.7m) from 2019-2021. For Scotland, Beverages & tobacco decreased by £20.6m, while for Wales Chemicals and related products decreased by £35.5m over the period.

Import Analysis by Sector (SITC2)

Rubber manufactures accounted for 16% of NI imports from South Korea in 2019, 22% in 2020 and 28% in 2021.

Top 10 SITC2 Sectors for NI Imports from South Korea (2019-2021) (£m)

2019			2020			2021		
SITC2	£m	%	SITC2	£m	%	SITC2	£m	%
Other transport equipment	£8.4	30%	Rubber manufactures	£3.7	22%	Rubber manufactures	£4.6	28%
Rubber manufactures	£4.5	16%	Power generating machinery & equipment	£2.3	13%	General industrial machinery & eqp. & machine pt.	£2.2	13%
Organic chemicals	£3.4	12%	Plastics in primary forms	£2.2	13%	Miscellaneous manufactured articles	£1.8	11%
Plastics in primary forms	£2.4	8%	Organic chemicals	£1.6	9%	Ele machinery, app & appliances & ele pt thereof	£1.5	9%
Ele machinery, app & appliances & ele pt thereof	£2.3	8%	Ele machinery, app & appliances & ele pt thereof	£1.4	8%	Organic chemicals	£1.3	8%
Machinery specialized for particular industries	£1.6	6%	Miscellaneous manufactured articles	£1.1	6%	Professional, scientific & controlling ins & app	£0.8	5%
Miscellaneous manufactured articles	£1.5	5%	Machinery specialized for particular industries	£1.0	6%	Machinery specialized for particular industries	£0.6	3%
General industrial machinery & eqp. & machine pt.	£1.4	5%	General industrial machinery & eqp. & machine pt.	£1.0	5%	Plastics in non-primary forms	£0.5	3%
Essential oils & perfume materials; toilet preps etc	£0.4	1%	Manufactures of metal	£0.4	2%	Manufactures of metal	£0.5	3%
Telecomms & sound recording & reproducing app. & eqp.	£0.4	1%	Professional, scientific & controlling ins & app	£0.4	2%	Essential oils & perfume materials; toilet preps etc	£0.4	3%
Top 10 Total	£26.3	93%	Top 10 Total	£15.1	87%	Top 10 Total	£14.2	86%
Overall Total	£28.2	100%	Overall Total	£17.3	100%	Overall Total	£16.5	100%

Top 10 import sectors (SITC2) for NI in 2019, 2020 and 2021:

- The top 10 SITC2 sectors for NI provided £26.3m (93%) of total imports from South Korea in 2019, £15.1m (87%) in 2020 and £14.2m (86%) in 2021.
- Rubber manufactures, Ele machinery, app & appliances & ele pt thereof n.e.s and Organic chemicals featured within the top 5 sectors in 2019, 2020 and 2021.
- Rubber manufactures n.e.s was the largest SITC2 sector for NI accounting for 28% of imports in 2021. Imports from this sector increased from £4.5m in 2019 to £4.6m in 2021 (+2%). The second largest SITC2 sector for NI in 2021 was General industrial machinery & eqp. & machine pt.n.e.s (13%), followed by Miscellaneous manufactured articles (11%), Ele machinery, app & appliances & ele pt thereof n.e.s (9%) and Organic chemicals (8%).
- Over the period 2019-2021 Rubber manufactures n.e.s accounted for the largest value sector (£12.8m), followed by Other transport equipment (£8.4m) and Organic chemicals (£6.3m). Interestingly, Other transport equipment decreased from £8.4m in 2019 to £10,000 in 2021.

Top 10 sectors for NI provided 86% of total imports from South Korea in 2021.

Top 10 SITC2 Sectors for UK Imports from South Korea in 2021 (£m)

Northern Ireland			England			Scotland			Wales		
SITC 2	£m	%	SITC 2	£m	%	SITC 2	£m	%	SITC 2	£m	%
Rubber manufactures n.e.s.	£4.6	28%	Road vehicles	£1,499.7	36%	Power generating machinery & equipment	£27.1	26%	Other transport equipment	£59.9	28%
General industrial machinery & eqp. & machine pt.n.e.s.	£2.2	13%	Telecomms & sound recording & reproducing app. & eqp.	£449.5	11%	Non-ferrous metals	£10.4	10%	Power generating machinery & equipment	£37.2	18%
Miscellaneous manufactured articles n.e.s.	£1.8	11%	Non-ferrous metals	£270.9	7%	Machinery specialized for particular industries	£7.5	7%	Road vehicles	£36.9	17%
Ele machinery, app & appliances & ele pt thereof n.e.s.	£1.5	9%	Ele machinery, app & appliances & ele pt thereof n.e.s.	£250.7	6%	Metalliferous ores & metal scrap	£6.4	6%	Ele machinery, app & appliances & ele pt thereof n.e.s.	£30.9	15%
Organic chemicals	£1.3	8%	Iron & steel	£184.8	4%	Telecomms & sound recording & reproducing app. & eqp.	£6.3	6%	Machinery specialized for particular industries	£8.0	4%
Professional, scientific & controlling ins & app n.e.s.	£0.8	5%	Power generating machinery & equipment	£140.4	3%	General industrial machinery & eqp. & machine pt. n.e.s.	£5.5	5%	Crude rubber (including synthetic & reclaimed)	£7.7	4%
Machinery specialized for particular industries	£0.6	3%	Machinery specialized for particular industries	£129.7	3%	Organic chemicals	£5.1	5%	Manufactures of metal n.e.s.	£6.1	3%
Plastics in non-primary forms	£0.5	3%	Miscellaneous manufactured articles n.e.s.	£126.5	3%	Professional, scientific & controlling ins & app n.e.s.	£4.8	5%	Plastics in primary forms	£4.1	2%
Manufactures of metal n.e.s.	£0.5	3%	General industrial machinery & eqp. & machine pt.n.e.s.	£109.5	2.6%	Other transport equipment	£4.6	4%	Iron & steel	£3.5	2%
Essential oils & perfume materials; toilet preps etc	£0.4	3%	Plastics in primary forms	£108.6	2.6%	Ele machinery, app & appliances & ele pt thereof n.e.s.	£3.9	4%	Inorganic chemicals	£3.5	2%
Top 10 Total	£14.2	86%	Top 10 Total	£3,270.3	79%	Top 10 Total	£81.6	79%	Top 10 Total	£197.8	93%
Grand Total	£16.5	100%	Grand Total	£4,163.2	100%	Grand Total	£103.9	100%	Grand Total	£212.2	100%

Top 10 import sectors (SITC2) by UK region in 2021:

- The top 10 SITC2 sectors for NI provided 86% of total imports from South Korea in 2021, which was lower than Wales (93%) but higher than Scotland (79%) and England (79%).
- In 2021, 69% of NI imports from South Korea were provided by the top 5 SITC2 commodities – Rubber manufactures n.e.s. (28%), General industrial machinery & eqp. & machine pt.n.e.s (13%), Miscellaneous manufactured articles n.e.s (11%), Electrical machinery, apparatus & appliances & electrical parts thereof n.e.s (9%) and Organic chemicals (8%).
- Rubber manufactures was the largest SITC2 sector for NI accounting for 28% of imports from South Korea in 2021. It was the 12th largest sector for England (£76.9m), 11th largest for Scotland (£3.6m) and 15th largest for Wales (£1.0m).
- Commodities which featured within the top 10 sectors across all UK regions included: Ele machinery, app & appliances & ele pt thereof n.e.s and Machinery specialised for particular industries.
- Rubber manufactures n.e.s. (28%), Plastics in non-primary forms (3%) and Essential oils & perfume materials; toilet preps etc (3%) accounted for £5.5m of NI's imports from South Korea in 2021. These sectors did not feature within the top 10 sectors for England, Scotland and Wales.
- Looking at the UK as a whole, the largest import commodity from South Korea in 2021 was: Road vehicles (£1.5bn).

Export Analysis by Sector (SITC2)

Medicinal & pharmaceutical products and Professional, scientific & controlling ins & app accounted for 42% of NI exports in 2019, 56% in 2020 and 41% in 2021.

Top 10 SITC2 Sectors for NI Exports to South Korea (2019-2021) (£m)

2019			2020			2021		
SITC2	£m	%	SITC2	£m	%	SITC2	£m	%
Professional, scientific & controlling ins & app	£6.0	25%	Medicinal & pharmaceutical products	£7.8	29%	Medicinal & pharmaceutical products	£9.0	25%
Medicinal & pharmaceutical products	£4.1	17%	Professional, scientific & controlling ins & app	£7.4	27%	Articles of apparel & clothing accessories	£7.2	20%
Beverages	£3.2	14%	Beverages	£2.5	9%	Professional, scientific & controlling ins & app	£5.6	16%
Dairy products & birds' eggs	£1.7	7%	Dairy products & birds' eggs	£1.2	5%	Beverages	£3.3	9%
Power generating machinery & equipment	£1.2	5%	Articles of apparel & clothing accessories	£1.1	4%	Dairy products & birds' eggs	£1.7	5%
Machinery specialized for particular industries	£1.2	5%	General industrial machinery & eqp. & machine pt.	£0.9	3%	Telecomms & sound recording & reproducing app. & eqp.	£1.4	4%
Ele machinery, app & appliances & ele pt thereof	£1.1	4%	Ele machinery, app & appliances & ele pt thereof	£0.9	3%	Ele machinery, app & appliances & ele pt thereof	£1.3	4%
General industrial machinery & eqp. & machine pt.n.e.s.	£1.0	4%	Machinery specialized for particular industries	£0.8	3%	Footwear	£1.2	3%
Road vehicles	£0.5	2%	Furniture & parts thereof; bedding, mattresses etc	£0.6	2%	Machinery specialized for particular industries	£1.1	3%
Photographic & optical goods; watches & clocks	£0.4	2%	Telecomms & sound recording & reproducing app. & eqp.	£0.5	2%	Power generating machinery & equipment	£0.6	2%
Top 10 Total	£20.4	86%	Top 10 Total	£23.9	87%	Top 10 Total	£32.5	90%
Total	£23.8	100%	Total	£27.3	100%	Total	£36.1	100%

Top 10 export sectors (SITC2) for NI in 2019, 2020 and 2021:

- The top 10 SITC2 sectors for NI provided £20.4 (86%) of total exports to South Korea in 2019, £23.9m (87%) in 2020 and £32.5m (90%) in 2021.
- Professional, scientific & controlling ins & app n.e.s, Medicinal & pharmaceutical products, Beverages and Dairy products & birds' eggs were consistently within the top 5 sectors from 2019 to 2021.
- Medicinal & pharmaceutical products was the largest SITC2 sector for NI accounting for 25% of exports in 2021. Exports from this sector increased from £4.1m in 2019 to £9.0m in 2021 (+120%). The second largest SITC2 sector in 2021 was Articles of apparel & clothing accessories. Exports from this sector increased from £186,000 in 2019 to £7.2m in 2021 (+3,794%).
- Over the period 2019-2021 Medicinal & pharmaceutical products accounted for the largest value sector (£21.0m), followed by Professional, scientific & controlling ins & app (£19.0m) and Beverages (£9.0m).

Top 10 sectors for NI provided 90% of total exports to South Korea in 2021.

Top 10 SITC2 Sectors for UK Exports to South Korea in 2021 (£m)

Northern Ireland			England			Scotland			Wales		
SITC 2	£m	%	SITC 2	£m	%	SITC 2	£m	%	SITC 2	£m	%
Medicinal & pharmaceutical products	£9.0	25%	Petroleum, petroleum products & related materials	£726.9	20%	Petroleum, petroleum products & related materials	£347.5	51%	Power generating machinery & equipment	£62.8	43%
Articles of apparel & clothing accessories	£7.2	20%	Non-ferrous metals	£447.3	12%	Beverages	£61.3	9%	Ele machinery, app & appliances & ele pt thereof	£10.4	7%
Professional, scientific & controlling ins & app	£5.6	16%	Road vehicles	£360.7	10%	Power generating machinery & equipment	£44.4	6%	Fish, crustaceans, molluscs & aq. inverts & preps thereof	£10.1	7%
Beverages	£3.3	9%	Power generating machinery & equipment	£287.0	8%	Professional, scientific & controlling ins & app	£37.2	5%	Professional, scientific & controlling ins & app	£9.7	7%
Dairy products & birds' eggs	£1.7	5%	Articles of apparel & clothing accessories	£285.1	8%	Non-ferrous metals	£34.5	5%	Organic chemicals	£6.8	5%
Telecomms & sound recording & reproducing app. & eqp.	£1.4	4%	Professional, scientific & controlling ins & app	£188.5	5%	General industrial machinery & eqp. & machine pt.	£26.0	4%	Articles of apparel & clothing accessories	£6.4	4%
Ele machinery, app & appliances & ele pt thereof	£1.3	4%	Ele machinery, app & appliances & ele pt thereof	£154.3	4%	Chemical materials & products	£19.1	3%	Machinery specialized for particular industries	£5.2	4%
Footwear	£1.2	3%	Miscellaneous manufactured articles	£124.1	3%	Other transport equipment	£18.2	3%	Other transport equipment	£4.1	3%
Machinery specialized for particular industries	£1.1	3%	General industrial machinery & eqp. & machine pt	£120.6	3%	Articles of apparel & clothing accessories	£17.7	3%	Chemical materials & products	£4.0	3%
Power generating machinery & equipment	£0.6	2%	Medicinal & pharmaceutical products	£105.2	3%	Telecomms & sound recording & reproducing app. & eqp.	£9.2	1%	Non-ferrous metals	£3.2	2%
Top 10 Total	£32.5	90%	Top 10 Total	£2,799.8	76%	Top 10 Total	£615.2	90%	Top 10 Total	£122.6	85%
Total	£36.1	100%	Total	£3,663.9	100%	Total	£684.3	100%	Total	£144.5	100%

Top 10 export sectors (SITC2) by UK region in 2021:

- The top 10 SITC2 sectors for NI provided 90% of total exports to South Korea in 2021, which was higher than Wales (85%) and England (76%) but the same as Scotland (90%).
- In 2021, 75% of NI exports to South Korea were provided by the top 5 SITC2 sectors – Medicinal & pharmaceutical products (25%), Articles of apparel & clothing accessories (20%), Professional, scientific & controlling ins & app n.e.s (16%), Beverages (9%), Dairy products & birds' eggs (5%).
- Medicinal & pharmaceutical products was the largest SITC2 sector for NI accounting for 25% of exports in 2021. It did not feature in top 10 sectors for Scotland or Wales. However, it was 10th largest export commodity for England at £105.2m (3%).
- Sectors which featured within the top 10 across all UK regions included: Articles of apparel & clothing accessories, Professional, scientific & controlling ins & app n.e.s and Power generating machinery & equipment.
- Dairy products & birds' eggs (5%) and Footwear (3%) accounted for £2.9m of NI's exports to South Korea in 2021. These commodities did not feature within the top 10 for England, Scotland and Wales.
- Looking at the UK as a whole, the largest export commodity to South Korea in 2021 was: Petroleum, petroleum products & related materials (£1.1bn).