

# Trade in Goods Data Analysis Northern Ireland – USA (2019-2021)

May 2022



Creating a globally competitive economy that works for everyone

# Contents

This pack draws on publically available information collected by HMRC in relation to the Regional Trade Statistics for imports and exports from/to the USA for Northern Ireland (NI). This slide pack includes information and analysis on:

- UK Trade in Goods with the USA - Imports and Exports.
- Import and Export Analysis by Sector - SITC1.
- Import and Export Analysis by Sector - SITC2.

## Background to Source Data

- HMRC Regional Trade Statistics have been the basis of the analysis. Data are downloaded from the HMRC website:

[UK Trade Info RTS Trade Data](#)

- Data are presented for the calendar years 2019, 2020 and 2021.
- A proportion of the export data from the HMRC database could not be attributed to any UK region. The data appears as 'unallocated' within the tables.
- The data are only available for goods. Trade in services is not included in this analysis.
- The data from companies who are not registered for VAT are not included in RTS.
- Figures may not add due to rounding.
- The data may be subject to quarterly revisions.

# Summary of Key Messages

## UK Trade in Goods with USA – Imports

- Total NI imports in 2021 were £7.8bn. Imports from the USA were £524m which was 7% of total NI imports. USA is the 3<sup>rd</sup> largest country for NI imports.
- NI's imports from the USA decreased from £786m in 2019 to £569m in 2020 (-28%). Imports decreased further to £524m in 2021 (-8%).
- Across the UK, total imports from USA decreased from £41,775m in 2019 to £36,577m in 2021 (-12%). In 2021, the share of NI's imports from the USA was 6.7% compared to 7.4% for England, 11.1% for Scotland and 13.3% for Wales.

## UK Trade in Goods with USA – Exports

- Total NI exports were £7.8bn in 2021. Exports to the USA were £909m, which was 12% of total NI exports. USA is the 2<sup>nd</sup> largest country for NI exports.
- NI's exports to the USA decreased from £1,165m in 2019 to £967m in 2020 (-17%). Exports decreased further to £909m in 2021 (-6%).
- Across all UK regions, total exports to USA decreased from £52,211m in 2019 to £43,481m in 2021 (-17%). In 2021, the share of NI's exports to the USA was 11.6% compared to 15.2% for England, 12.2% for Scotland and 14.4% for Wales.

## USA Import Analysis by Sector (SITC1)

- Machinery & transport equipment, miscellaneous manufactured articles and chemicals accounted for 90% in NI Imports from USA in 2019, 89% in 2020 and 91% in 2021.
- Imports from the USA decreased in NI by 33%, Wales by 33%, England by 15% and Scotland by 5% from 2019-2021.
- From 2019-2021, the sector which had the largest increase in imports for NI (£20.0m) and Scotland (£342.9m) was chemicals. For England, mineral fuels, lubricants & related materials increased by £818.5m, while for Wales crude materials, inedible, except fuels increased by £46.7m over the period.

## USA Export Analysis by Sector (SITC1)

- Machinery & transport, chemicals and miscellaneous manufactured articles accounted for 91% of NI exports in 2019, 90% in 2020 and 87% in 2021.
- From 2019-2021, exports to the USA decreased in NI by 22%, Wales by 20%, Scotland by 16% and England by 13%.
- Across the UK, sectors which had the largest increase in exports from 2019-2021 were chemicals in Scotland (£278.2m) and Wales (£22.3m), manufactured goods in England (£769.4m) and food & live animals in NI (£6.7m).

# Summary of Key Messages

## Import Analysis by Sector – SITC2

- The top 10 SITC2 sectors for NI provided 77% of total imports from USA in 2021, which was lower than Wales (83%), but higher than Scotland (70%) and England (64%).
- In 2021, 51% of NI imports from USA were provided by the top 5 SITC2 sectors – Power generating machinery & equipment (17%), Chemical materials & products (11%), Electrical machinery, apparatus & appliances (9%), Plastics in primary forms (8%) and General industrial machinery & equipment (6%).
- Power generating machinery & equipment was the largest SITC2 commodity for NI accounting for 17% of exports in 2021. It was the 2nd largest commodity for England (10%), 1st for Scotland (16%) and 2nd for Wales (27%).
- Looking at the UK as a whole, the top 5 largest imports from the USA in 2021 were: Petroleum, petroleum products & related materials (£4.6bn), Power generating machinery & equipment (£3.8bn), Miscellaneous manufactured articles (£1.9bn), General industrial machinery & equipment (£1.9bn) and Electrical machinery, apparatus & appliances (£1.8bn).

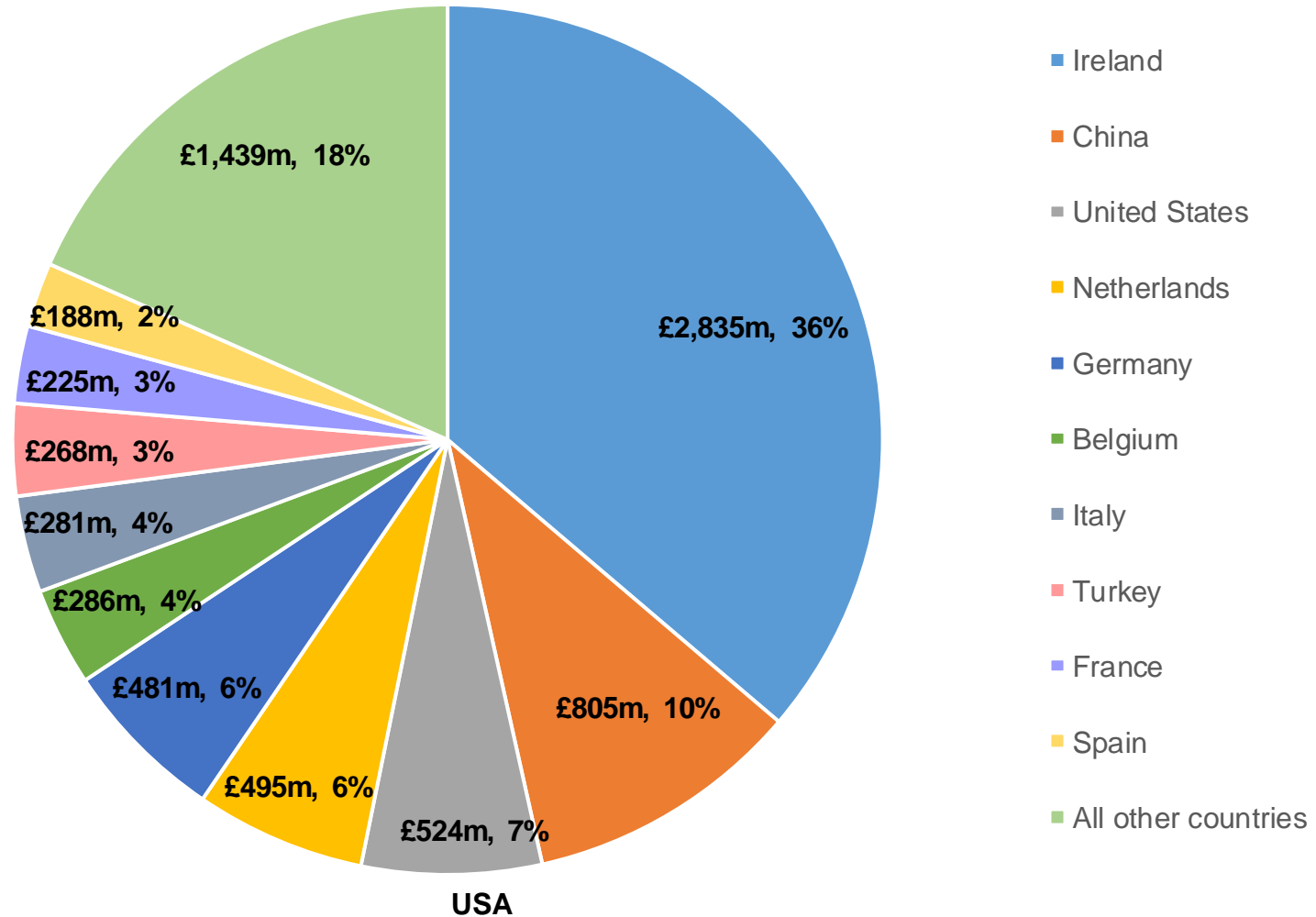
## Export Analysis by Sector – SITC2

- The top 10 SITC2 sectors for NI provided 88% of total exports to the USA in 2021, which was higher than Wales (81%), Scotland (76%) and England (72%).
- In 2021, 67% of NI exports to USA were provided by the top 5 SITC2 sectors – Machinery specialised for particular industries (21%), Medicinal & pharmaceutical products (21%), Other transport equipment (9%), Professional, scientific & controlling instruments & apparatus (8%) and Furniture & parts thereof (8%).
- Machinery specialised for particular industries was the largest SITC2 sector for NI accounting for 21% of exports in 2021. It did not feature within the top 10 sectors for England, Scotland or Wales.
- Looking at the UK as a whole, the top 5 largest export sectors to the USA in 2021 were: Road vehicles (£5.7bn), Medicinal & pharmaceutical products (£4.1bn), Power generating machinery & equipment (£3.4bn), Miscellaneous manufactured articles (£3.1bn) and General industrial machinery & equipment & machine (£2.3bn).

# **UK Trade in Goods with USA - Imports**

# Imports from the USA were £524m in 2021 which was 7% of total NI Imports.

Northern Ireland Imports by origin in 2021 (£m)



- Total NI imports in 2021 were £7.8bn. Imports from the USA were £524m which was 7% of total NI imports. USA is the 3<sup>rd</sup> largest country for NI imports.
- Ireland accounted for over a third (36%) of NI imports in 2021. This was followed by China (10%), USA (7%), Netherlands (6%) and Germany (6%). Collectively, the top 5 countries made up 66% of NI's imports (£5.1bn).

# The share of total UK imports from the USA was 7.9% in 2021.

## UK Import of Goods from USA (£m) (2019-2021)

	2019			2020			2021		
	Total Imports (£m)	Imports from USA (£m)	% of Imports from USA	Total Imports (£m)	Imports from USA (£m)	% of Imports from USA	Total Imports (£m)	Imports from USA (£m)	% of Imports from USA
NI	£8,066	£786	9.7%	£6,937	£569	8.2%	£7,826	£524	6.7%
England	£394,859	£31,263	7.9%	£329,567	£25,629	7.8%	£359,975	£26,558	7.4%
Scotland	£23,700	£2,911	12.3%	£20,014	£2,520	12.6%	£24,845	£2,766	11.1%
Wales	£18,222	£3,185	17.5%	£14,261	£2,452	17.2%	£16,142	£2,141	13.3%
Unallocated	£42,997	£3,631	8.4%	£52,274	£4,086	7.8%	£52,396	£4,589	8.8%
<b>Total</b>	<b>£487,843</b>	<b>£41,775</b>	<b>8.6%</b>	<b>£423,052</b>	<b>£35,256</b>	<b>8.3%</b>	<b>£461,185</b>	<b>£36,577</b>	<b>7.9%</b>

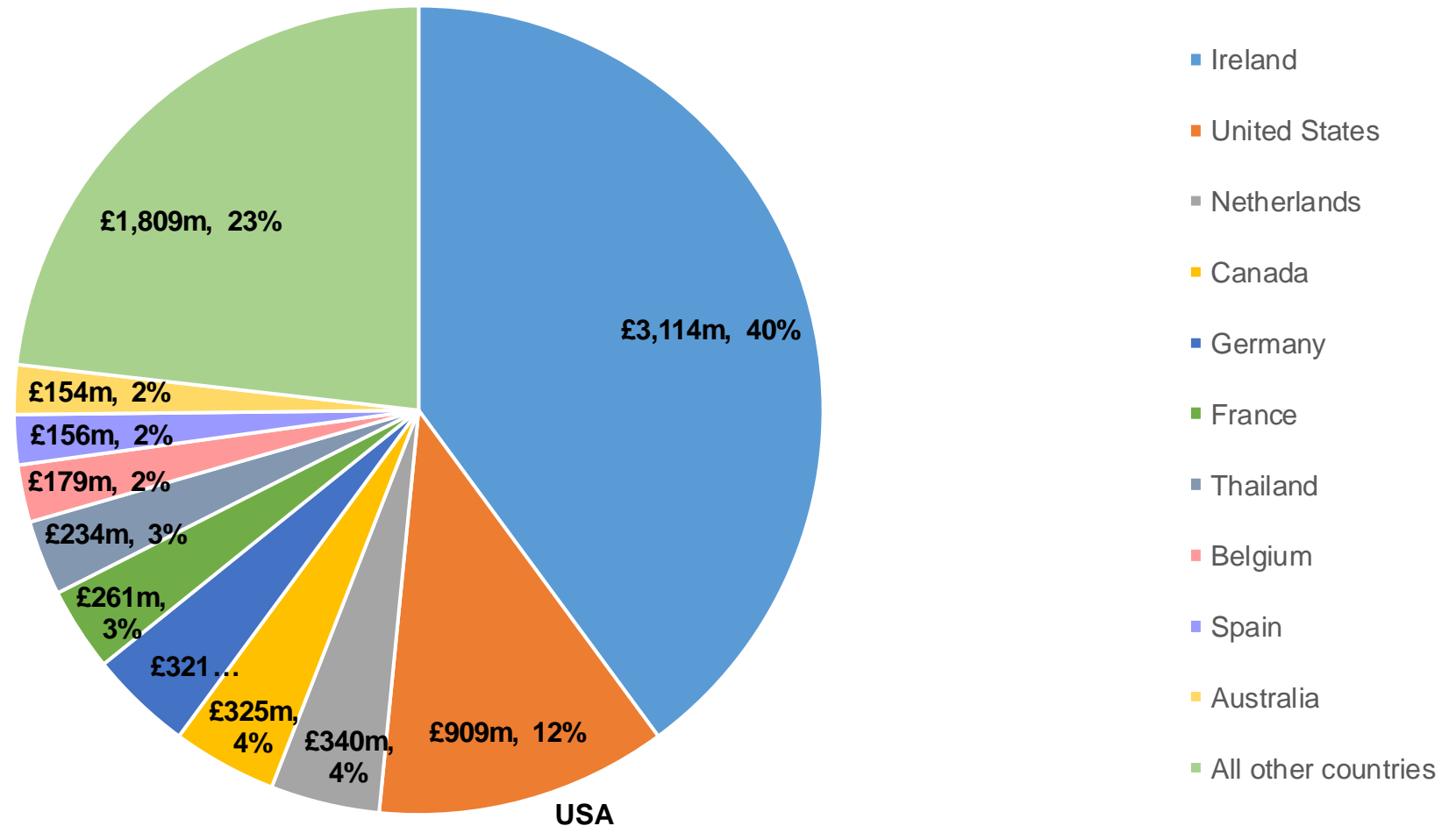
- NI's imports from the USA decreased from £786m in 2019 to £569m in 2020 (-28%). Imports decreased further to £524m in 2021 (-8%). Overall, from 2019 to 2021 there was a 33% decrease in NI's imports from the USA.
- The share of total NI imports from the USA decreased from 9.7% in 2019 to 6.7% in 2021.
- Across all UK regions, total imports from the USA decreased from £41,775m in 2019 to £36,577m in 2021 (-12%).
- In 2021, the share of NI's imports from the USA was 6.7% compared to 7.4% for England, 11.1% for Scotland and 13.3% for Wales.
- NI had 1.4% of UK imports from USA in 2021, which was the lowest share amongst all UK regions. England accounted for 72.6% followed by Scotland at 7.6% and Wales at 5.9%. The remaining 12.5% was unallocated.

# **UK Trade in Goods with USA - Exports**



# Exports to the USA were £909m in 2021, which was 12% of total NI exports.

Northern Ireland Exports by origin in 2021 (£m)



- Total NI exports were £7.8bn in 2021. Exports to the USA were £909m, which was 12% of total NI exports. USA is 2nd largest country for NI exports.
- Ireland accounted for 40% of NI's exports in 2021. This was followed by the USA (12%), Netherlands (4%), Canada (4%) and Germany (4%). Collectively the top five countries made up 64% of NI's exports (£5.0bn).

# The share of total UK exports to the USA was 14% in 2021.

## UK Export of Goods to USA (£m) (2019-2021)

	2019			2020			2021		
	Total Exports (£m)	Exports to USA (£m)	% of Exports to USA	Total Exports (£m)	Exports to USA (£m)	% of Exports to USA	Total Exports (£m)	Exports to USA (£m)	% of Exports to USA
Northern Ireland	£9,138	£1,165	12.8%	£7,869	£967	12.3%	£7,802	£909	11.6%
England	£247,900	£39,636	16.0%	£212,438	£32,072	15.1%	£226,646	£34,529	15.2%
Scotland	£33,757	£3,942	11.7%	£26,581	£2,882	10.8%	£27,010	£3,304	12.2%
Wales	£17,760	£2,739	15.4%	£13,535	£1,793	13.2%	£15,213	£2,191	14.4%
Unallocated	£31,686	£4,729	14.9%	£30,197	£4,693	15.5%	£33,224	£2,549	7.7%
<b>Total</b>	<b>£340,242</b>	<b>£52,211</b>	<b>15.3%</b>	<b>£290,620</b>	<b>£42,407</b>	<b>14.6%</b>	<b>£309,894</b>	<b>£43,481</b>	<b>14.0%</b>

- NI's exports to the USA decreased from £1,165m in 2019 to £967m in 2020 (-17%). Exports decreased further to £909m in 2021 (-6%). Overall, from 2019 to 2021 there was a 22% decrease in NI's exports to the USA.
- The share of total NI exports to USA decreased from 12.8% in 2019 to 11.6% in 2021.
- Across all UK regions, total exports to USA decreased from £52,211m in 2019 to £43,481m in 2021 (-17%).
- In 2021 the share of NI's exports to the USA was 11.6% compared to 15.2% for England, 12.2% for Scotland and 14.4% for Wales.
- NI had 2.1% of UK exports to the USA in 2021, which was the lowest share amongst all UK regions. England accounted for 79.4% followed by Scotland at 7.6% and Wales at 5.0%. The remaining 5.9% was unallocated.

# **Import Analysis by Sector (SITC1)**

## Machinery & transport equipment, miscellaneous manufactured articles and chemicals accounted for 90% in NI Imports from USA in 2019, 89% in 2020 and 91% in 2021.

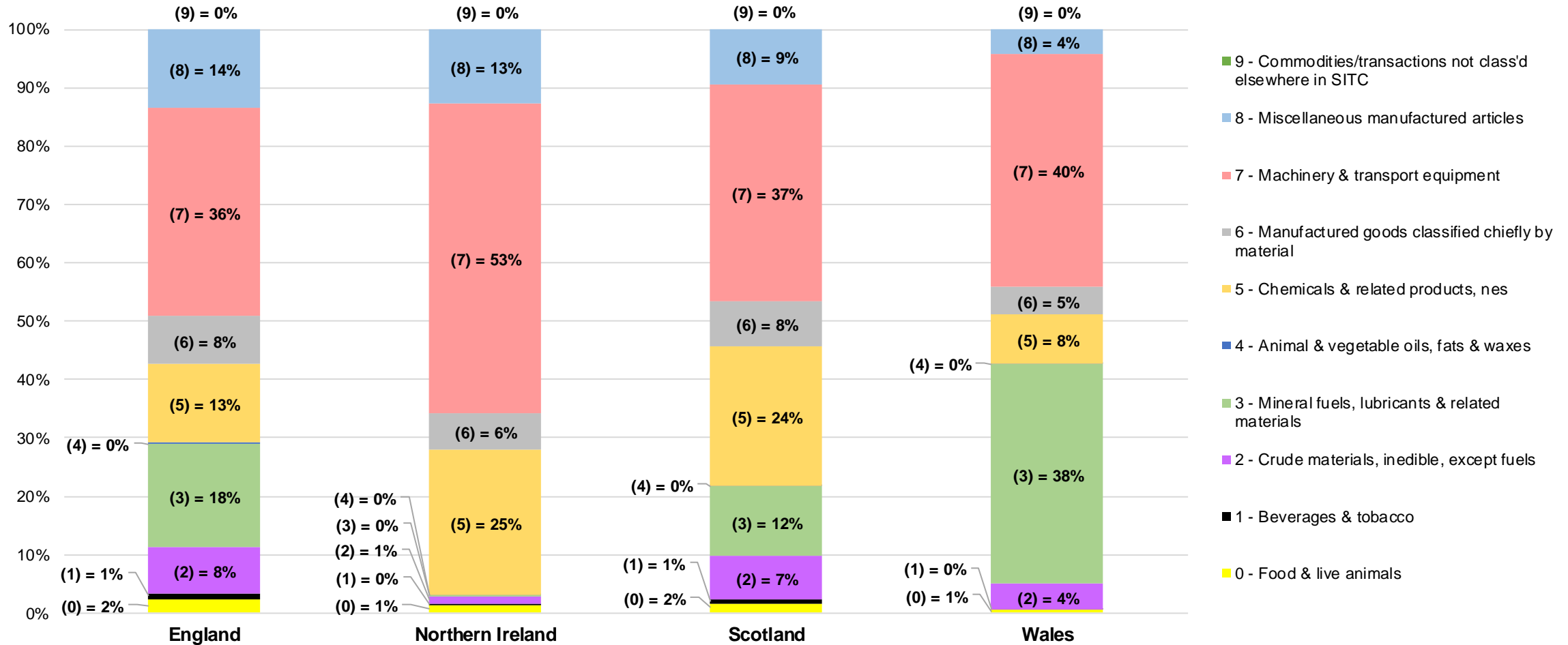
Total NI Import of Goods from USA by SITC1 Sector (£m)  
2019-2021

SITC1 Code	2019	% of Total	2020	% of Total	2021	% of Total
Food & live animals	£ 8.3m	1%	£ 6.2m	1%	£ 6.8m	1%
Beverages & tobacco	£ 2.3m	0.3%	£ 2.1m	0.4%	£ 2.1m	0.4%
Crude materials, inedible, except fuels	£ 5.1m	1%	£ 5.9m	1%	£ 5.5m	1%
Mineral fuels, lubricants & related materials	£ 10.9m	1%	£ 5.2m	1%	£ 1.0m	0.2%
Animal & vegetable oils, fats & waxes	£ 0.5m	0.1%	£ 1.9m	0.3%	£ 0.2m	0.04%
Chemicals & related products	£ 111.0m	14%	£ 80.6m	14%	£ 130.9m	25%
Manufactured goods classified chiefly by material	£ 53.5m	7%	£ 40.6m	7%	£ 32.8m	6%
Machinery & transport equipment	£ 475.3m	60%	£ 339.4m	60%	£ 277.3m	53%
Miscellaneous manufactured articles	£ 119.0m	15%	£ 87.4m	15%	£ 66.9m	13%
Commodities/transactions not class'd elsewhere in SITC	-	0%	-	0%	-	0%
<b>Total</b>	<b>£ 785.8m</b>	<b>100%</b>	<b>£ 569.2m</b>	<b>100%</b>	<b>£ 523.6m</b>	<b>100%</b>

- From 2019-2021, machinery & transport equipment, miscellaneous manufactured articles and chemicals accounted for the majority of NI's imports from the USA.
- Imports of machinery & transport equipment accounted for approx. £1,092.0m (58%) of total imports from 2019-2021. This was followed by chemicals at £332.5m (17%) and miscellaneous manufactured articles at £273.3m (15%).
- Imports of chemicals increased by £20.0m from 2019-2021 (+18%). In contrast, machinery & transport equipment decreased by around £198.1m (-42%) and miscellaneous manufactured articles by £52.1m (-44%).

# Machinery & transport equipment and chemicals were key import sectors across all regions in 2021.

Total UK Import of Goods from USA by SITC1 Sector in 2021



- Key sectors across all regions in 2021 were machinery & transport equipment and chemicals. Miscellaneous manufactured articles was an important sector for England, NI and Scotland, while mineral fuels, lubricants & related materials was important for England, Scotland and Wales.
- The top importing sectors for NI were machinery & transport equipment (53%), chemicals (25%) and miscellaneous manufactured articles (13%). Collectively they accounted for 91% of total NI imports.

# Import of goods from the USA decreased across all regions from 2019-21.

Total UK Import of Goods from USA by SITC1 (£m), 2019-2021

UK Region by SITC	England			NI			Scotland			Wales		
	2019	2020	2021	2019	2020	2021	2019	2020	2021	2019	2020	2021
Food & live animals	£765.8m	£745.2m	£633.6m	£8.3m	£6.2m	£6.8m	£43.1m	£39.3m	£46.9m	£11.4m	£11.9m	£13.1m
Beverages & tobacco	£312.5m	£314.3m	£269.1m	£2.3m	£2.1m	£2.1m	£21.9m	£24.3m	£20.1m	£2.3m	£1.0m	£0.9m
Crude materials, inedible, except fuels	£1,422.1m	£1,406.3m	£2,114.3m	£5.1m	£5.9m	£5.5m	£42.4m	£135.8m	£201.9m	£46.4m	£48.7m	£93.1m
Mineral fuels, lubricants & related materials	£3,845.2m	£2,938.0m	£4,663.7m	£10.9m	£5.2m	£1.0m	£205.7m	£119.2m	£329.9m	£1,238.4m	£943.9m	£808.2m
Animal & vegetable oils, fats & waxes	£35.5m	£53.0m	£87.4m	£0.5m	£1.9m	£0.2m	£4.5m	£3.7m	£4.3m	£0.2m	£0.1m	£0.1m
Chemicals & related products	£3,696.9m	£3,352.4m	£3,540.2m	£111.0m	£80.6m	£130.9m	£316.5m	£430.0m	£659.3m	£164.6m	£145.2m	£177.5m
Manufactured goods classified chiefly by material	£2,662.8m	£2,807.0m	£2,193.1m	£53.5m	£40.6m	£32.8m	£319.2m	£335.6m	£215.8m	£191.1m	£115.4m	£104.1m
Machinery & transport equipment	£13,792.4m	£10,261m	£9,465.2m	£475.3m	£339.4m	£277.3m	£1,674.7m	£1,191.9m	£1,026.9m	£1,399.4m	£1,077.2m	£852.1m
Miscellaneous manufactured articles	£4,729.1m	£3,751.7m	£3,587.4m	£119.0m	£87.4m	£66.9m	£282.7m	£240.2m	£260.4m	£129.0m	£106.3m	£90.8m
Commodities/transactions not class'd elsewhere in SITC	£0.7m	£0.4m	£3.6m	£ -	£ -	£ -	£ -	£-	£-	£1.6m	£2.4m	£0.9m
<b>Total</b>	<b>£31,263.1m</b>	<b>£25,629.3m</b>	<b>£26,557.6m</b>	<b>£785.8m</b>	<b>£569.2m</b>	<b>£523.6m</b>	<b>£2,910.7m</b>	<b>£2,520.1m</b>	<b>£2,765.6m</b>	<b>£3,184.6m</b>	<b>£2,452.0m</b>	<b>£2,140.9m</b>

- Imports from the USA decreased in NI by 33%, Wales by 33%, England by 15% and Scotland by 5% from 2019-2021.
- From 2019-2021, the sector which had the largest increase in imports for NI (£20.0m) and Scotland (£342.9m) was chemicals. For England, mineral fuels, lubricants & related materials increased by £818.5m, while for Wales crude materials, inedible, except fuels increased by £46.7m over the period.
- Machinery & transport equipment had the largest decrease in imports in England (£4.3bn), NI (£198.1m), Scotland (£647.8m) and Wales (£547.2m) from 2019-2021.

# **Export Analysis by Sector (SITC1)**

## Machinery & transport, chemicals and miscellaneous manufactured articles accounted for 91% of NI exports in 2019, 90% in 2020 and 87% in 2021.

**Total NI Export of Goods to USA by SITC1 Sector (£m)  
2019-2021**

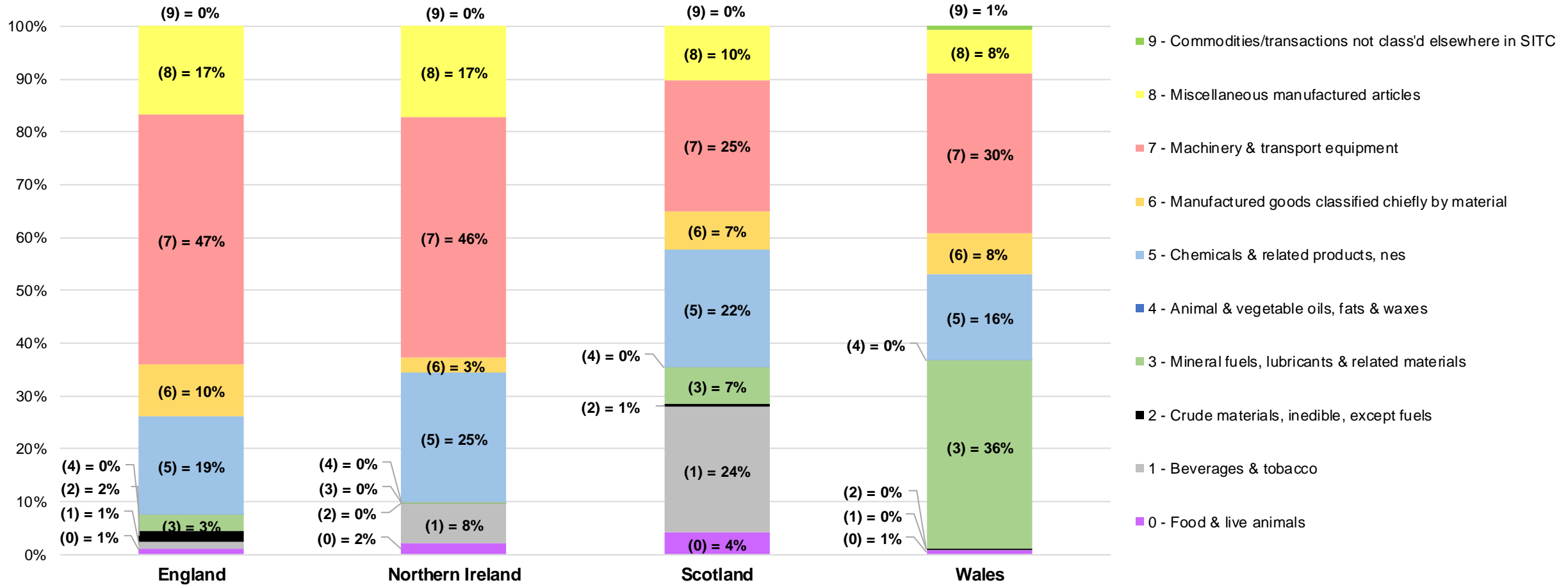
SITC1 Code	2019 (£m)	%	2020 (£m)	%	2021 (£m)	%
Food & live animals	£12.0m	1%	£16.5m	2%	£18.7m	2%
Beverages & tobacco	£ 65.0m	6%	£55.4m	6%	£68.6m	8%
Crude materials, inedible, except fuels	£0.9m	0.1%	£0.6m	0.1%	£0.9m	0.1%
Mineral fuels, lubricants & related materials	£1.2m	0.1%	£1.4m	0.1%	£0.1m	0.01%
Animal & vegetable oils, fats & waxes	£-	0%	£-	0%	£ -	0%
Chemicals & related products	£322.5m	28%	£216.5m	22%	£224.0m	25%
Manufactured goods classified chiefly by material	£27.6m	2%	£26.2m	3%	£26.4m	3%
Machinery & transport equipment	£456.4m	39%	£395.1m	41%	£414.2m	46%
Miscellaneous manufactured articles	£279.7m	24%	£255.6m	26%	£155.8m	17%
Commodities/transactions not class'd elsewhere in SITC	£ -	0%	£ -	0%	£ -	0%
<b>Total</b>	<b>£1,165.4m</b>	<b>100%</b>	<b>£967.4m</b>	<b>100%</b>	<b>£908.7m</b>	<b>100%</b>

- Machinery and transport equipment, chemicals and miscellaneous manufactured articles accounted for the majority of NI exports to the USA from 2019-2021.
- From 2019-2021, exports of machinery & transport equipment accounted for approx. £1.3bn (42%) of total exports to the USA, followed by chemicals at £763.1m (25%) and miscellaneous manufactured articles at £691.1m (23%).
- Exports of miscellaneous manufactured articles decreased by £123.9m from 2019-2021 (44%) and chemicals by £98.5m (31%). In contrast, exports of food & live animals increased by £6.7m (56%).



# Key export sectors across all regions in 2021 were machinery & transport, chemicals and miscellaneous manufactured articles.

Total UK Export of Goods to USA by SITC1 Sector in 2021



- Key sectors across all regions in 2021 were machinery & transport equipment, chemicals and miscellaneous manufactured articles. Collectively these sectors accounted for 83% of exports for England, 87% for NI, 57% for Scotland and 55% for Wales.
- Mineral fuels, lubricants & related materials was a key sector for Wales as it accounted for 36% of exports. Beverages & tobacco was an important sector for Scotland accounting for 24% of exports to the USA .

# Export of goods to the USA decreased across all regions from 2019-2021.

Total UK Export of Goods to USA by SITC1 (£m), 2019-2021

	England			NI			Scotland			Wales		
UK Region by SITC	2019	2020	2021	2019	2020	2021	2019	2020	2021	2019	2020	2021
Food & live animals	£339.6m	£346.0m	£396.6m	£12.0m	£16.5m	£18.7m	£151.6m	£100.0m	£134.9m	£16.9m	£17.9m	£17.0m
Beverages & tobacco	£473.5m	£369.7m	£412.2m	£65.0m	£55.4m	£68.6m	£1,064.6m	£794.7m	£788.7m	£2.9m	£1.6m	£1.8m
Crude materials, inedible, except fuels	£431.1m	£789.5m	£738.1m	£0.9m	£0.6m	£0.9m	£26.5m	£18.6m	£20.7m	£1.5m	£3.6m	£2.6m
Mineral fuels, lubricants & related materials	£984.7m	£435.5m	£1,010.6m	£1.2m	£1.4m	£0.1m	£539.2m	£83.7m	£226.0m	£879.3m	£350.0m	£782.7m
Animal & vegetable oils, fats & waxes	£10.8m	£13.0m	£7.9m	£ -	£-	£ -	£ -	£0.1m	£0.2m	£0.2m	£0.3m	£1.6m
Chemicals & related products	£6,994.3m	£5,611.9m	£6,501.4m	£322.5m	£216.5m	£224.0m	£454.7m	£461.7m	£732.9m	£335.4m	£361.3m	£357.7m
Manufactured goods classified chiefly by material	£2,563.7m	£3,175.7m	£3,333.1m	£27.6	£26.2m	£26.4m	£242.1m	£271.8m	£245.9m	£156.6m	£138.6m	£171.3m
Machinery & transport equipment	£21,065.2m	£15,993.2m	£16,321.5m	£456.4m	£395.1m	£414.2m	£1,141.3m	£852.0m	£819.2m	£1,060.2m	£711.0m	£659.0m
Miscellaneous manufactured articles	£6,768.4m	£5,331.2m	£5,798.4m	£279.7m	£255.6m	£155.8m	£322.1m	£299.9m	£335.2m	£284.7m	£206.6m	£184.3m
Commodities/transactions not class'd elsewhere in SITC	£4.5m	£5.8m	£9.3m	£ -	£ -	£ -	£ -	£ -	£ -	£1.2m	£2.0m	£13.2m
<b>Total</b>	<b>£39,635.7m</b>	<b>£32,071.5m</b>	<b>£34,529.0m</b>	<b>£1,165.4m</b>	<b>£967.4m</b>	<b>£908.7m</b>	<b>£3,942.0m</b>	<b>£2,882.5m</b>	<b>£3,303.7m</b>	<b>£2,738.9m</b>	<b>£1,792.8m</b>	<b>£2,191.3m</b>

- From 2019-2021, exports to the USA decreased in NI by 22%, Wales by 20%, Scotland by 16% and England by 13%.
- Across the UK, sectors which had the largest increase in exports from 2019-2021 were chemicals in Scotland (£278.2m) and Wales (£22.3m), manufactured goods in England (£769.4m) and food & live animals in NI (£6.7m).
- Machinery & transport sector had the largest decline in exports from 2019-2021 in England (£4.7bn), Wales (£401.2m) and Scotland (£322.0m). The largest decrease in NI was within the miscellaneous manufactured articles sector (£123.9m).

# **Import Analysis by Sector (SITC2)**

# Power generating machinery & equipment accounted for 13% of NI imports in 2019 and 17% in 2020 & 2021.

## Top 10 SITC2 Sectors for NI Imports from USA (2019-2021) (£m)

2019			2020			2021		
SITC2	£m	%	SITC2	£m	%	SITC2	£m	%
Ele machinery, app & appliances & ele pt thereof n.e.s.	£121.4m	15%	Power generating machinery & equipment	£98.5m	17%	Power generating machinery & equipment	£86.8m	17%
Power generating machinery & equipment	£105.8m	13%	Ele machinery, app & appliances & ele pt thereof n.e.s.	£72.6m	13%	Chemical materials & products n.e.s.	£56.4m	11%
Furniture & parts thereof; bedding, mattresses etc	£84.5m	11%	Furniture & parts thereof; bedding, mattresses etc	£58.1m	10%	Ele machinery, app & appliances & ele pt thereof n.e.s.	£46.3m	9%
Other transport equipment	£62.3m	8%	Machinery specialized for particular industries	£44.3m	8%	Plastics in primary forms	£41.0m	8%
Telecomms & sound recording & reproducing app. & eqp.	£59.9m	8%	Plastics in primary forms	£40.4m	7%	General industrial machinery & eqp. & machine pt.n.e.s.	£33.2m	6%
Plastics in primary forms	£57.8m	7%	General industrial machinery & eqp. & machine pt.n.e.s.	£39.0m	7%	Furniture & parts thereof; bedding, mattresses etc	£32.3m	6%
General industrial machinery & eqp. & machine pt.n.e.s.	£50.2m	6%	Other transport equipment	£37.1m	7%	Road vehicles (including air cushion vehicles)	£31.4m	6%
Machinery specialized for particular industries	£36.9m	5%	Telecomms & sound recording & reproducing app. & eqp.	£28.9m	5%	Machinery specialized for particular industries	£27.7m	5%
Road vehicles (including air cushion vehicles)	£31.0m	4%	Manufactures of metal n.e.s.	£17.8m	3%	Telecomms & sound recording & reproducing app. & eqp.	£23.2m	4%
Plastics in non-primary forms	£28.4m	4%	Plastics in non-primary forms	£16.2m	3%	Other transport equipment	£22.4m	4%
<b>Top 10 SITC2 Total</b>	<b>£638.2m</b>	<b>81%</b>	<b>Top 10 SITC2 Total</b>	<b>£453.0m</b>	<b>80%</b>	<b>Top 10 SITC2 Total</b>	<b>£400.8m</b>	<b>77%</b>
<b>Overall Total</b>	<b>£785.8m</b>	<b>100%</b>	<b>Overall Total</b>	<b>£569.2m</b>	<b>100%</b>	<b>Overall Total</b>	<b>£523.6m</b>	<b>100%</b>

- The top 10 SITC2 sectors for NI provided 81% of total imports from USA in 2019, 80% in 2020 and 77% in 2021.
- Electric machinery, apparatus & appliances and Power generating machinery & equipment featured within the top 3 sectors from 2019-2021.
- Over the period 2019-2021 power generating machinery & equipment accounted for the largest value sector (£291.1m), followed by electrical machinery, apparatus & appliances (£240.3m) and furniture & parts thereof (£174.9m).

# Power generating machinery & equipment featured within the top 2 SITC2 sector across all UK regions in 2021.

## Top 10 SITC2 Sectors for UK Imports from USA in 2021 (£m)

Northern Ireland			England			Scotland			Wales		
SITC 2	£m	%	SITC 2	£m	%	SITC 2	£m	%	SITC 2	£m	%
Power generating machinery & equipment	£86.8m	17%	Petroleum, petroleum products & related materials	£3,721.0m	14%	Power generating machinery & equipment	£453.5m	16%	Petroleum, petroleum products & related materials	£719.5m	34%
Chemical materials & products	£56.4m	11%	Power generating machinery & equipment	£2,648.0m	10%	Organic chemicals	£288.4m	10%	Power generating machinery & equipment	£584.7m	27%
Ele machinery, app & appliances & ele pt thereof n.e.s.	£46.3m	9%	Miscellaneous manufactured articles	£1,737.4m	7%	Chemical materials & products	£248.5m	9%	Coal, coke & briquettes	£73.3m	3%
Plastics in primary forms	£41.0m	8%	General industrial machinery & eqp. & machine pt.	£1,624.8m	6%	Gas, natural & manufactured	£169.9m	6%	Other transport equipment	£72.0m	3%
General industrial machinery & eqp. & machine pt.	£33.2m	6%	Ele machinery, app & appliances & ele pt thereof n.e.s.	£1,605.1m	6%	Petroleum, petroleum products & related materials	£159.2m	6%	Ele machinery, app & appliances & ele pt thereof n.e.s.	£64.0m	3%
Furniture & parts thereof; bedding, mattresses etc.	£32.3m	6%	Professional, scientific & controlling ins & app	£1,306.1m	5%	General industrial machinery & eqp. & machine pt.	£143.1m	5%	Chemical materials & products	£63.1m	3%
Road vehicles (including air cushion vehicles)	£31.4m	6%	Medicinal & pharmaceutical products	£1,188.4m	4%	Professional, scientific & controlling ins & app	£137.8m	5%	General industrial machinery & eqp. & machine pt.	£53.1m	2%
Machinery specialized for particular industries	£27.7m	5%	Metalliferous ores & metal scrap	£1,113.2m	4%	Other transport equipment	£132.3m	5%	Metalliferous ores & metal scrap	£49.9m	2%
Telecomms & sound recording & reproducing app. & eqp.	£23.2m	4%	Other transport equipment	£1,001.6m	4%	Ele machinery, app & appliances & ele pt thereof n.e.s.	£113.0m	4%	Manufactures of metal n.e.s.	£46.1m	2%
Other transport equipment	£22.4m	4%	Telecomms & sound recording & reproducing app. & eqp.	£929.3m	3%	Machinery specialized for particular industries	£103.8m	4%	Medicinal & pharmaceutical products	£41.0m	2%
<b>Top 10 Total</b>	<b>£400.8m</b>	<b>77%</b>	<b>Top 10 Total</b>	<b>£16,874.8m</b>	<b>64%</b>	<b>Top 10 Total</b>	<b>£1,949.5m</b>	<b>70%</b>	<b>Top 10 Total</b>	<b>£1,766.8m</b>	<b>83%</b>
<b>Total</b>	<b>£523.6m</b>	<b>100%</b>	<b>Total</b>	<b>£26,557.6m</b>	<b>100%</b>	<b>Total</b>	<b>£2,765.6m</b>	<b>100%</b>	<b>Total</b>	<b>£2,140.9m</b>	<b>100%</b>

## Top 10 import sectors (SITC2) by UK region in 2021

- The top 10 SITC2 sectors for NI provided 77% of total imports from USA in 2021, which was lower than Wales (83%), but higher than Scotland (70%) and England (64%).
- In 2021, 51% of NI imports from USA were provided by the top 5 SITC2 sectors – Power generating machinery & equipment (17%), Chemical materials & products (11%), Electrical machinery, apparatus & appliances (9%), Plastics in primary forms (8%) and General industrial machinery & equipment (6%).
- Power generating machinery & equipment was the largest SITC2 commodity for NI accounting for 17% of exports in 2021. It was the 2nd largest commodity for England (10%), 1st for Scotland (16%) and 2nd for Wales (27%). Other commodities which featured within the top 10 sectors across all UK regions included: Electrical machinery, apparatus & appliances, General industrial machinery & equipment and Other transport equipment.
- Plastics in primary forms (8%), Furniture & parts thereof (6%) and Road Vehicles (6%) accounted for £104.7m of NI's imports from USA in 2021. These sectors did not feature within the top 10 sectors for England, Scotland and Wales.
- Petroleum, petroleum products & related materials featured within the top 10 sectors for England, Scotland and Wales, however it did not fall within NI's top 10 sectors.
- Looking at the UK as a whole, the top 5 largest imports from the USA in 2021 were: Petroleum, petroleum products & related materials (£4.6bn), Power generating machinery & equipment (£3.8bn), Miscellaneous manufactured articles (£1.9bn), General industrial machinery & equipment (£1.9bn) and Electrical machinery, apparatus & appliances (£1.8bn).

# **Export Analysis by Sector (SITC2)**

# Medicinal & pharmaceutical products accounted for 25% of NI exports in 2019, 20% in 2020 and 21% in 2021.

## Top 10 SITC2 Sectors for NI Exports to USA (2019-2021) (£m)

2019			2020			2021		
SITC2	£m	%	SITC2	£m	%	SITC2	£m	%
Medicinal & pharmaceutical products	£296.1m	25%	Medicinal & pharmaceutical products	£189.8m	20%	Machinery specialized for particular industries	£194.5m	21%
Machinery specialized for particular industries	£215.9m	19%	Furniture & parts thereof; bedding, mattresses etc.	£176.3m	18%	Medicinal & pharmaceutical products	£190.8m	21%
Furniture & parts thereof; bedding, mattresses etc.	£187.8m	16%	Machinery specialized for particular industries	£172.6m	18%	Other transport equipment	£84.8m	9%
Other transport equipment	£106.1m	9%	Other transport equipment	£88.9m	9%	Professional, scientific & controlling ins & app	£70.6m	8%
Professional, scientific & controlling ins & app	£71.3m	6%	Professional, scientific & controlling ins & app	£63.4m	7%	Furniture & parts thereof; bedding, mattresses etc.	£70.1m	8%
Beverages	£65.0m	6%	Beverages	£54.9m	6%	Beverages	£67.9m	7%
General industrial machinery & eqp. & machine pt.	£52.1m	4%	General industrial machinery & eqp. & machine pt.	£39.2m	4%	General industrial machinery & eqp. & machine pt.	£44.2m	5%
Telecomms & sound recording & reproducing app. & eqp.	£31.6m	3%	Telecomms & sound recording & reproducing app. & eqp.	£28.0m	3%	Telecomms & sound recording & reproducing app. & eqp.	£28.4m	3%
Power generating machinery & equipment	£22.6m	2%	Ele machinery, app & appliances & ele pt	£26.3m	3%	Ele machinery, app & appliances & ele pt	£22.9m	3%
Road vehicles (including air cushion vehicles)	£15.8m	1%	Power generating machinery & equipment	£23.4m	2%	Power generating machinery & equipment	£21.4m	2%
<b>Top 10 Total</b>	<b>£1,064.2m</b>	<b>91%</b>	<b>Top 10 Total</b>	<b>£862.8m</b>	<b>89%</b>	<b>Top 10 Total</b>	<b>£795.7m</b>	<b>88%</b>
<b>Total</b>	<b>£1,165.4m</b>	<b>100%</b>	<b>Total</b>	<b>£967.4m</b>	<b>100%</b>	<b>Total</b>	<b>£908.7m</b>	<b>100%</b>

- The top 10 SITC2 sectors for NI provided 91% of total exports to USA in 2019, 89% in 2020 and 88% in 2021.
- The top 5 sectors from 2019-2021 were Medicinal & pharmaceutical products, Machinery specialised for particular industries, Furniture & parts thereof, Other transport equipment and Professional, scientific & controlling instruments & apparatus.
- Over the period 2019-2021 Medicinal & pharmaceutical products was the largest value sector (£676.7m), followed by Machinery specialised for particular industries (£583.0m) and furniture & parts thereof (£434.2m).



# Top 10 commodities for NI provided 88% of total exports to USA in 2021.

## Top 10 SITC2 Sectors for UK Exports to USA in 2021 (£m)

Northern Ireland			England			Scotland			Wales		
SITC 2	£m	%	SITC 2	£m	%	SITC 2	£m	%	SITC 2	£m	%
Machinery specialized for particular industries	£194.5m	21%	Road vehicles (including air cushion vehicles)	£5,600.3m	16%	Beverages	£788.7m	24%	Petroleum, petroleum products & related materials	£782.7m	36%
Medicinal & pharmaceutical products	£190.8m	21%	Medicinal & pharmaceutical products	£3,486.9m	10%	Chemical materials & products	£297.3m	9%	Power generating machinery & equipment	£252.1m	12%
Other transport equipment	£84.8m	9%	Miscellaneous manufactured articles	£2,938.1m	9%	Power generating machinery & equipment	£289.9m	9%	Medicinal & pharmaceutical products	£210.0m	10%
Professional, scientific & controlling ins & app	£70.6m	8%	Power generating machinery & equipment	£2,843.7m	8%	Petroleum, petroleum products & related materials	£225.9m	7%	Ele machinery, app & appliances & ele pt.	£153.2m	7%
Furniture & parts thereof; bedding, mattresses etc.	£70.1m	8%	General industrial machinery & eqp. & machine pt.	£2,142.2m	6%	Medicinal & pharmaceutical products	£203.4m	6%	Professional, scientific & controlling ins & app	£87.2m	4%
Beverages	£67.9m	7%	Other transport equipment	£1,745.5m	5%	Professional, scientific & controlling ins & app	£195.8m	6%	Iron & steel	£69.6m	3%
General industrial machinery & eqp. & machine pt.	£44.2m	5%	Professional, scientific & controlling ins & app	£1,728.9m	5%	Organic chemicals	£140.8m	4%	Road vehicles (including air cushion vehicles)	£61.2m	3%
Telecomms & sound recording & reproducing app. & eqp.	£28.4m	3%	Ele machinery, app & appliances & ele pt.	£1,569.3m	5%	Ele machinery, app & appliances & ele pt.	£122.3m	4%	Other transport equipment	£60.8m	3%
Ele machinery, app & appliances & ele pt.	£22.9m	3%	Non-ferrous metals	£1,524.1m	4%	Miscellaneous manufactured articles	£117.1m	4%	Chemical materials & products	£60.3m	3%
Power generating machinery & equipment	£21.4m	2%	Organic chemicals	£1,188.2m	3%	Other transport equipment	£114.3m	3%	General industrial machinery & eqp. & machine pt.	£47.9m	2%
<b>Top 10 Total</b>	<b>£795.7m</b>	<b>88%</b>	<b>Top 10 Total</b>	<b>£24,767.2m</b>	<b>72%</b>	<b>Top 10 Total</b>	<b>£2,495.4m</b>	<b>76%</b>	<b>Top 10 Total</b>	<b>£1,785.0m</b>	<b>81%</b>
<b>Total</b>	<b>£908.7m</b>	<b>100%</b>	<b>Total</b>	<b>£34,529.0m</b>	<b>100%</b>	<b>Total</b>	<b>£3,303.7m</b>	<b>100%</b>	<b>Total</b>	<b>£2,191.3m</b>	<b>100%</b>

## Top 10 export sectors (SITC2) by UK region in 2021

- The top 10 SITC2 sectors for NI provided 88% of total exports to the USA in 2021, which was higher than Wales (81%), Scotland (76%) and England (72%).
- In 2021, 67% of NI exports to USA were provided by the top 5 SITC2 sectors – Machinery specialised for particular industries (21%), Medicinal & pharmaceutical products (21%), Other transport equipment (9%), Professional, scientific & controlling instruments & apparatus (8%) and Furniture & parts thereof (8%).
- Machinery specialised for particular industries was the largest SITC2 sector for NI accounting for 21% of exports in 2021. It did not feature within the top 10 sectors for England, Scotland or Wales.
- Sectors which featured within the top 10 sectors across all UK regions included: Medicinal & pharmaceutical products, Other transport equipment, Professional, scientific & controlling instruments & apparatus, Electrical machinery, apparatus & appliances and Power generating machinery & equipment.
- Machinery specialised for particular industries (21%), Furniture & parts thereof (8%) and Telecomms & sound recording & reproducing apparatus & equipment (3%) accounted for £293.0m of NI's exports to USA in 2021. These sectors did not feature within the top 10 sectors for England, Scotland and Wales.
- Looking at the UK as a whole, the top 5 largest export sectors to the USA in 2021 were: Road vehicles (£5.7bn), Medicinal & pharmaceutical products (£4.1bn), Power generating machinery & equipment (£3.4bn), Miscellaneous manufactured articles (£3.1bn) and General industrial machinery & equipment & machine (£2.3bn).