

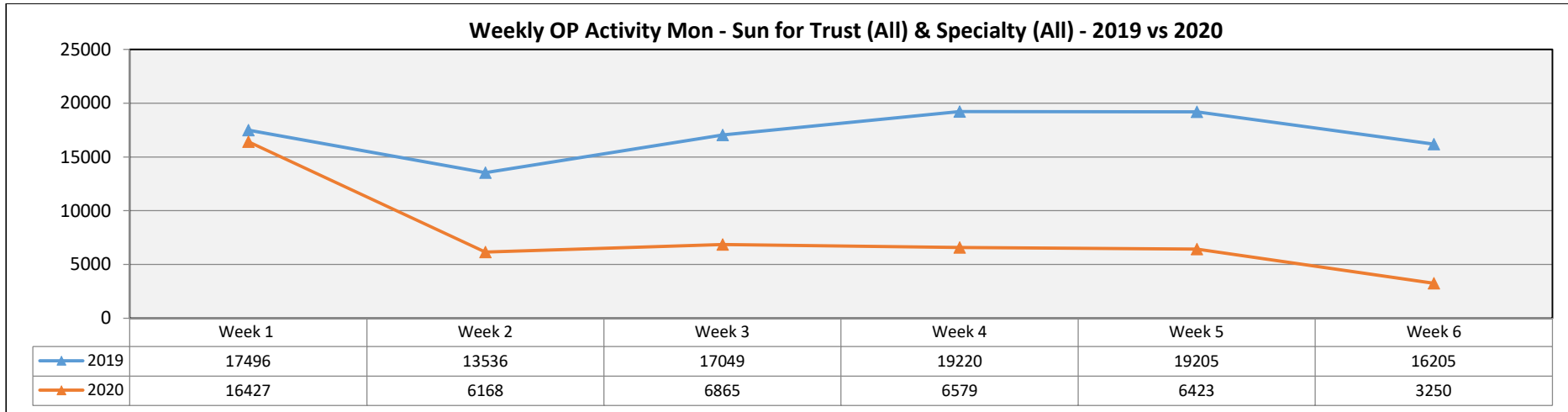
## APPENDIX B – IMPACT OF COVID-19 ON SECONDARY CARE SERVICES

### INDEX

|                                       | Page |
|---------------------------------------|------|
| <b>OUTPATIENT ACTIVITY</b>            |      |
| Routine                               | 2    |
| Red Flag                              | 3    |
| Urgent                                | 4    |
|                                       |      |
| <b>INPATIENT ACTIVITY</b>             |      |
| Routine                               | 5    |
| Red Flag                              | 6    |
| Urgent                                | 7    |
|                                       |      |
| <b>ADMISSIONS SUMMARY BY TRUST</b>    | 8    |
|                                       |      |
| <b>DAYCASES SUMMARY BY TRUST</b>      | 9    |
|                                       |      |
| <b>EMERGENCY DEPARTMENT ACTIVITY</b>  | 10   |
|                                       |      |
| <b>IMPACT ON WAITING LISTS</b>        |      |
| Inpatient Waiting List                | 11   |
| Outpatient Waiting List               | 12   |
|                                       |      |
| <b>PROJECTED ACTIVITY TO END JUNE</b> | 13   |

Given the urgency in developing this Strategic Framework and associated service rebuilding plans, the data has not been subject to any detailed data verification processes. The data is therefore provisional only and is subject to change. It has nevertheless been published in the spirit of openness and transparency. Please note that waiting times figures include only what was available on the Patient Administration System at the time of reporting. The following Trust data is not included: Belfast - Community Paediatrics, Rehabilitation, Learning Disability, Old Age Psychiatry, Genito-urinary Medicine; Northern – Community Paediatrics; Southern – Genito-urinary Medicine; and Western – Learning Disability, Genito-urinary Medicine.

## OUTPATIENT ACTIVITY – ROUTINE



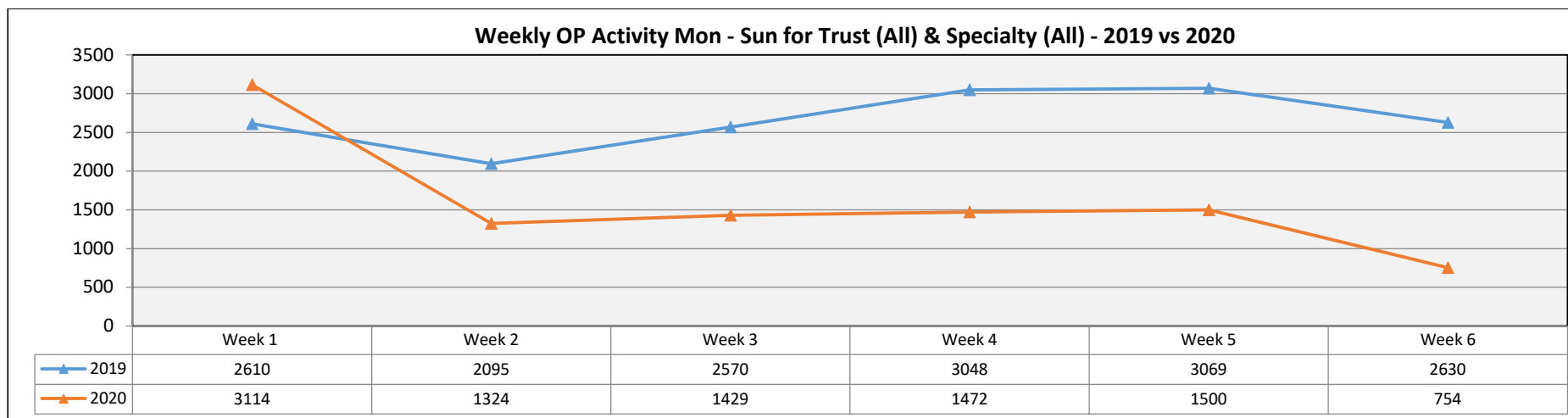
### Notes

Week 1: 11/3/2019; and 9/3/2020

Week 6: 15/4/2019; and 13/4/2020

|                | 2019: Week 1-6 | 2020: Week 1-6 | % Change    |
|----------------|----------------|----------------|-------------|
| Total Activity | 102711         | 45712          | <b>-55%</b> |

## OUTPATIENT ACTIVITY – RED FLAG (CANCER)



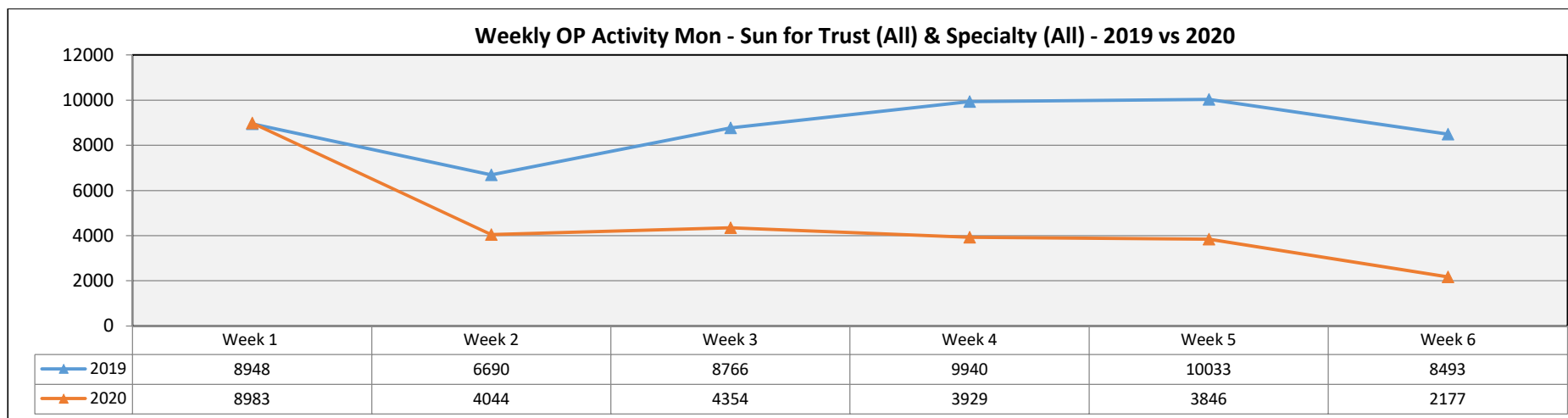
### **Notes:**

Week 1: 11/3/2019; and 9/3/2020

Week 6: 15/4/2019; and 13/4/2020

|                | 2019: Week 1 - 6 | 2020: Week 1-6 | % Change    |
|----------------|------------------|----------------|-------------|
| Total Activity | 16022            | 9593           | <b>-40%</b> |

## OUTPATIENT ACTIVITY – URGENT



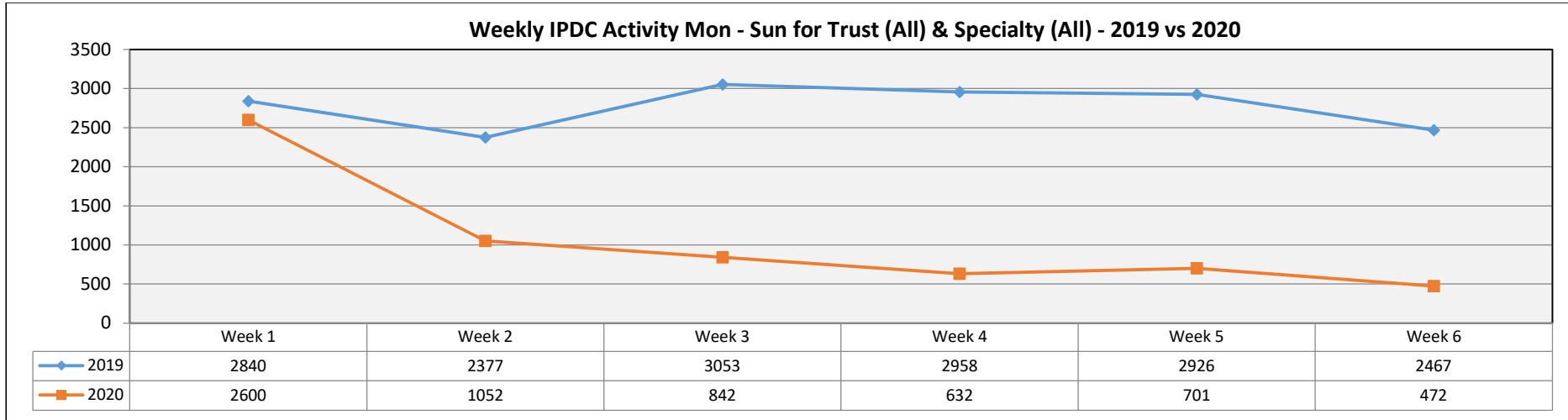
### Notes:

Week 1: 11/3/2019; and 9/3/2020

Week 6: 15/4/2019; and 13/4/2020

|                | 2019: Week 1-6 | 2020: Week 1-6 | % Change |
|----------------|----------------|----------------|----------|
| Total Activity | 52870          | 27333          | -48%     |

## INPATIENT ACTIVITY – ROUTINE



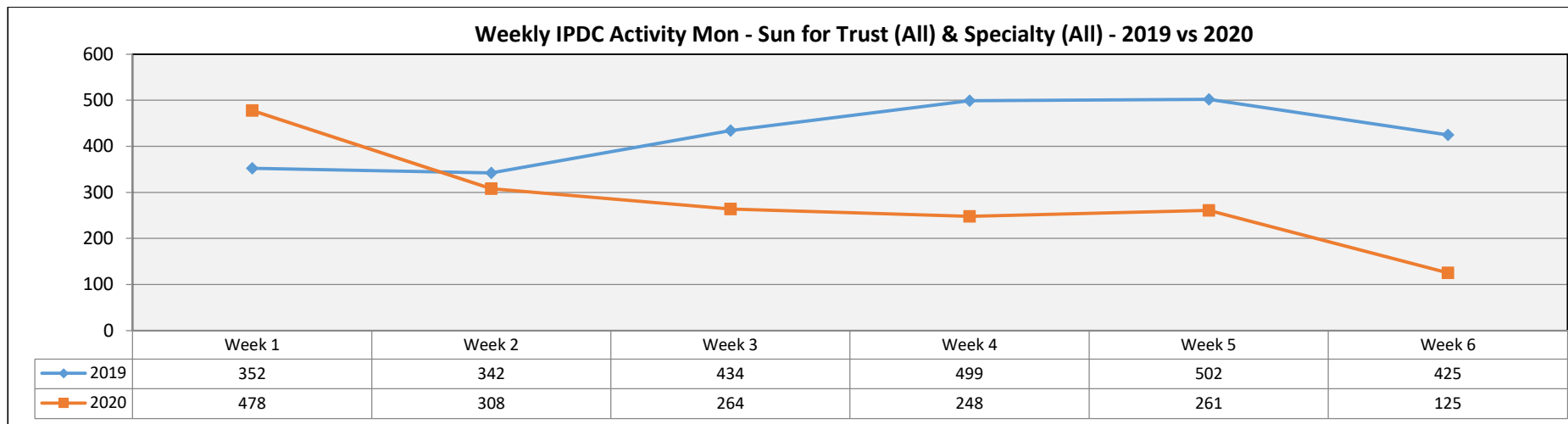
**Notes:**

Week 1: 11/3/2019; and 9/3/2020

Week 6: 15/4/2019; and 13/4/2020

|                | 2019; Week 1-6 | 2020: Week 1-6 | % Change    |
|----------------|----------------|----------------|-------------|
| Total Activity | 16621          | 6299           | <b>-62%</b> |

## INPATIENT ACTIVITY – SUSPECT CANCER



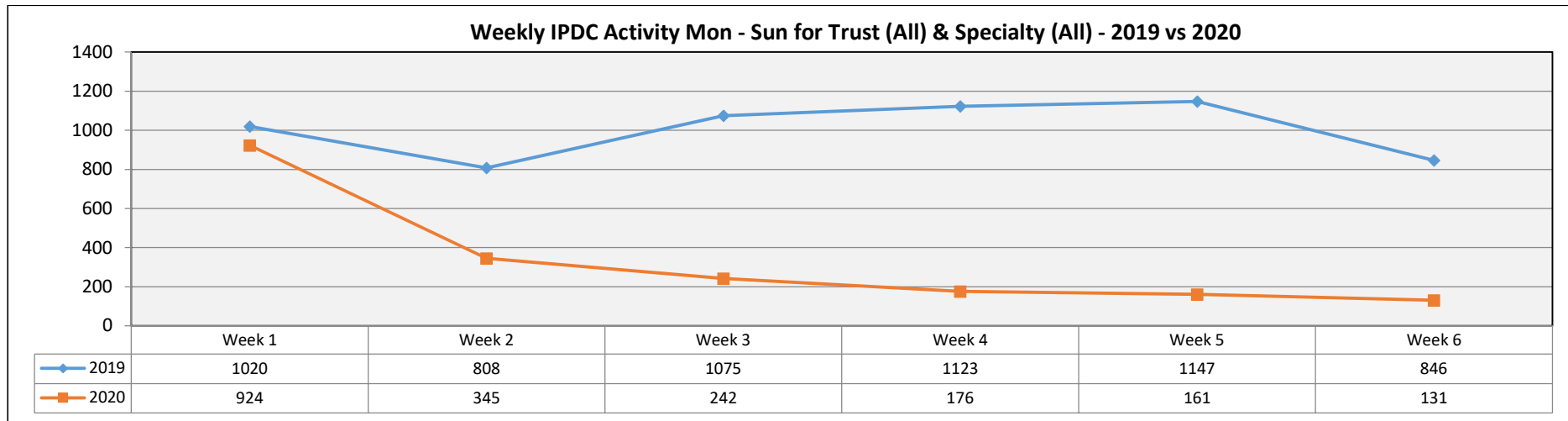
### **Notes:**

Week 1: 11/3/2019; and 9/3/2020

Week 6: 15/4/2019; and 13/4/2020

|                | <b>2019; Week 1-6</b> | <b>2020: Week 1-6</b> | <b>% Change</b> |
|----------------|-----------------------|-----------------------|-----------------|
| Total Activity | 2554                  | 1684                  | <b>-34%</b>     |

## INPATIENT ACTIVITY – URGENT



### Notes:

Week 1: 11/3/2019; and 9/3/2020

Week 6: 15/4/2019; and 13/4/2020

|                | 2019: Week 1-6 | 2020: Week 1-6 | % Change    |
|----------------|----------------|----------------|-------------|
| Total Activity | 6019           | 1979           | <b>-67%</b> |

## ADMISSIONS: SUMMARY BY TRUST

| Trust         | 2019 | 2020 | % Change |
|---------------|------|------|----------|
| Belfast       | 2785 | 1204 | -57%     |
| Northern      | 403  | 193  | -52%     |
| South Eastern | 492  | 268  | -46%     |
| Southern      | 527  | 185  | -65%     |
| Western       | 874  | 343  | -61%     |

### Notes:

6 week Period comparison:

11/3/2019 to 15/4/2019

9/3/2020 to 13/4/2020



## DAY CASES: SUMMARY BY TRUST

| Trust         | 2019 | 2020 | % Change |
|---------------|------|------|----------|
| Belfast       | 8785 | 3540 | -60%     |
| Northern      | 2011 | 691  | -66%     |
| South Eastern | 3114 | 1455 | -53%     |
| Southern      | 3484 | 1162 | -67%     |
| Western       | 2719 | 921  | -66%     |

### Notes:

6 week Period comparison:

11/3/2019 to 15/4/2019

9/3/2020 to 13/4/2020

## EMERGENCY DEPARTMENT ACTIVITY

| Department              | 9th March 2019- 17th April 2019 | 9th March 2020- 17th April 2020 |
|-------------------------|---------------------------------|---------------------------------|
| Mater                   | 5,589                           | 1,857                           |
| RVH                     | 11,095                          | 6,945                           |
| Eye                     | 1,831                           | 679                             |
| RBHSC                   | 4,939                           | 2,452                           |
| <b>BHSCT</b>            | <b>23,454</b>                   | <b>11,933</b>                   |
| Antrim Area             | 10,230                          | 6,593                           |
| Causeway                | 5,551                           | 2,853                           |
| Mid-Ulster              | 1,305                           | 530                             |
| <b>NHSCT</b>            | <b>17,086</b>                   | <b>9,976</b>                    |
| Ards MIU                | 1,395                           | 851                             |
| Bangor MIU              | 1,224                           | 166                             |
| Downe                   | 2,697                           | 815                             |
| Lagan Valley            | 3,039                           | 1,515                           |
| Ulster                  | 10,933                          | 6,491                           |
| <b>SEHSCT</b>           | <b>19,288</b>                   | <b>9,838</b>                    |
| Craigavon Area          | 9,768                           | 6,601                           |
| Daisy Hill              | 6,500                           | 1,842                           |
| South Tyrone            | 3,962                           | 1,664                           |
| <b>SHSCT</b>            | <b>20,230</b>                   | <b>10,107</b>                   |
| Altnagelvin Area        | 8,082                           | 4,247                           |
| South West Acute        | 4,181                           | 2,650                           |
| Omagh                   | 2,098                           | 812                             |
| <b>WHSCT</b>            | <b>14,361</b>                   | <b>7,709</b>                    |
| <b>Northern Ireland</b> | <b>94,419</b>                   | <b>49,563</b>                   |

## INPATIENTS WAITING LIST

### Routine

| Trust         | Waiting at 30 April 2019 | Waiting at 30 April 2020 | % Change |
|---------------|--------------------------|--------------------------|----------|
| Belfast       | 27935                    | 29185                    | 4%       |
| Northern      | 5391                     | 6173                     | 15%      |
| South Eastern | 5731                     | 5852                     | 2%       |
| Southern      | 7916                     | 8304                     | 5%       |
| Western       | 13428                    | 13988                    | 4%       |
| Total NI      | 60401                    | 63502                    | 5%       |

### Urgent

| Trust         | Waiting at 30 April 2019 | Waiting at 30 April 2020 | % Change |
|---------------|--------------------------|--------------------------|----------|
| Belfast       | 10562                    | 12429                    | 18%      |
| Northern      | 3550                     | 4929                     | 39%      |
| South Eastern | 3450                     | 4097                     | 19%      |
| Southern      | 5214                     | 8037                     | 54%      |
| Western       | 4567                     | 6269                     | 37%      |
| Total NI      | 27343                    | 35761                    | 31%      |

## OUTPATIENTS WAITING LIST

### Routine

| Trust         | Waiting at 30 April 2019 | Waiting at 30 April 2020 | % Change |
|---------------|--------------------------|--------------------------|----------|
| Belfast       | 76876                    | 86267                    | 12%      |
| Northern      | 33589                    | 37252                    | 11%      |
| South Eastern | 55801                    | 52161                    | -7%      |
| Southern      | 37613                    | 35466                    | -6%      |
| Western       | 32853                    | 34714                    | 6%       |
| Total NI      | 236732                   | 245860                   | 4%       |

### Urgent

| Trust         | Waiting at 30 April 2019 | Waiting at 30 April 2020 | % Change |
|---------------|--------------------------|--------------------------|----------|
| Belfast       | 16636                    | 16447                    | -1%      |
| Northern      | 9320                     | 9448                     | 1%       |
| South Eastern | 14019                    | 13469                    | -4%      |
| Southern      | 8816                     | 8614                     | -2%      |
| Western       | 5977                     | 6305                     | 5%       |
| Total NI      | 54768                    | 54283                    | -1%      |

## PROJECTED ACTIVITY TO 30 JUNE

Activity (All providers) delivered between  
18th April and 30th June 2019 &  
Activity projected for the same period in 2020  
(based on the % reduction in activity delivered between 9th March and 17th April 2020 and 11th March and 19th April 2019)

| Trust         | New Outpatients | % Reduction | Expected Delivery for same period 2020 | Trust         | Review Outpatients | % Reduction | Expected Delivery for same period 2020 |
|---------------|-----------------|-------------|----------------------------------------|---------------|--------------------|-------------|----------------------------------------|
| Belfast       | 33,418          | 59%         | 13,701                                 | Belfast       | 78,976             | 48%         | 41,068                                 |
| Northern      | 14,466          | 59%         | 5,931                                  | Northern      | 23,324             | 48%         | 12,128                                 |
| South Eastern | 19,173          | 59%         | 7,861                                  | South Eastern | 26,369             | 48%         | 13,712                                 |
| Southern      | 15,011          | 59%         | 6,155                                  | Southern      | 26,894             | 48%         | 13,985                                 |
| Western       | 16,789          | 59%         | 6,883                                  | Western       | 27,932             | 48%         | 14,525                                 |
| <b>Region</b> | <b>98,857</b>   |             | <b>40,531</b>                          | <b>Region</b> | <b>183,495</b>     |             | <b>95,417</b>                          |

| Trust         | Inpatients   | % Reduction | Expected Delivery for same period 2020 | Trust         | Daycases      | % Reduction | Expected Delivery for same period 2020 |
|---------------|--------------|-------------|----------------------------------------|---------------|---------------|-------------|----------------------------------------|
| Belfast       | 4,331        | 57%         | 1,862                                  | Belfast       | 13,759        | 61%         | 5,366                                  |
| Northern      | 630          | 57%         | 271                                    | Northern      | 2,241         | 61%         | 874                                    |
| South Eastern | 867          | 57%         | 373                                    | South Eastern | 4,881         | 61%         | 1,904                                  |
| Southern      | 843          | 57%         | 362                                    | Southern      | 5,447         | 61%         | 2,124                                  |
| Western       | 1,644        | 57%         | 707                                    | Western       | 4,990         | 61%         | 1,946                                  |
| <b>Region</b> | <b>8,315</b> |             | <b>3,575</b>                           | <b>Region</b> | <b>31,318</b> |             | <b>12,214</b>                          |

